

Texas Education Agency  
**2024 Accountability Rating Overall Summary**  
**RAUL YZAGUIRRE SCHOOLS FOR SUCCESS (101806) - HARRIS COUNTY**

**\* Confidential \***

### Summary

	Scaled Score	Rating	Proportion of Overall Rating
<b>Overall</b>	<b>83</b>	<b>B</b>	
<b>Student Achievement</b>	<b>77</b>	<b>C</b>	<b>0%</b>
<b>School Progress</b>	<b>82</b>	<b>B</b>	<b>70%</b>
Academic Growth	81	B	
Relative Performance (Eco Dis: 96.3%)	82	B	
<b>Closing the Gaps</b>	<b>84</b>	<b>B</b>	<b>30%</b>

### Distinction Designations



Texas Education Agency  
**2024 Accountability Rating Overall Summary**  
**EARLY COLLEGE T-STEM ACADEMY (101806001) - RAUL YZAGUIRRE SCHOOLS FOR SUCCESS - HARRIS COUNTY**

\* Confidential \*

### Summary

	Component Score	Scaled Score	Rating	Proportion of Overall Rating
<b>Overall</b>		<b>86</b>	<b>B</b>	
<b>Student Achievement</b>		<b>80</b>	<b>B</b>	<b>0%</b>
STAAR Performance	49	77		
College, Career and Military Readiness	70	74		
Graduation Rate	100.0	100		
<b>School Progress</b>		<b>87</b>	<b>B</b>	<b>70%</b>
Academic Growth	82	87	B	✓
Relative Performance (Eco Dis: 97.1%)		82	B	
<b>Closing the Gaps</b>	<b>65</b>	<b>82</b>	<b>B</b>	<b>30%</b>

### Identification of Schools for Improvement

This campus is not identified for comprehensive support and improvement, targeted support and improvement, or additional targeted support.

### Distinction Designations



Academic Achievement in Reading/ Language Arts



Academic Achievement in Mathematics



Academic Achievement in Science



Academic Achievement in Social Studies



**Top 25% : Comparative Academic Growth**



**Postsecondary Readiness**



Top 25% : Comparative Closing the Gaps

Texas Education Agency  
**2024 Accountability Rating Overall Summary**  
**EARLY COLLEGE STEM ACADEMY (101806042) - RAUL YZAGUIRRE SCHOOLS FOR SUCCESS**  
**- HARRIS COUNTY**

\* Confidential \*

### Summary

	Component Score	Scaled Score	Rating	Proportion of Overall Rating
<b>Overall</b>		<b>83</b>	<b>B</b>	
<b>Student Achievement</b>		<b>70</b>	<b>C</b>	<b>0%</b>
STAAR Performance	38	70		
College, Career and Military Readiness				
Graduation Rate				
<b>School Progress</b>		<b>82</b>	<b>B</b>	<b>70%</b>
Academic Growth	65	76	<b>C</b>	
Relative Performance (Eco Dis: 98.2%)		82	<b>B</b>	✓
<b>Closing the Gaps</b>	<b>64</b>	<b>85</b>	<b>B</b>	<b>30%</b>

### Identification of Schools for Improvement

This campus is not identified for comprehensive support and improvement, targeted support and improvement, or additional targeted support.

### Distinction Designations



Academic Achievement in Reading/  
Language Arts



Academic Achievement in Mathematics



Academic Achievement in Science



Academic Achievement in Social Studies



Top 25% : Comparative Academic Growth



Postsecondary Readiness



Top 25% : Comparative Closing the Gaps

Texas Education Agency  
**2024 Accountability Rating Overall Summary**  
**NORTH EAST STEM ACADEMY (101806043) - RAUL YZAGUIRRE SCHOOLS FOR SUCCESS - HARRIS COUNTY**

\* Confidential \*

### Summary

	Component Score	Scaled Score	Rating	Proportion of Overall Rating
<b>Overall</b>		<b>61</b>	<b>D</b>	
<b>Student Achievement</b>		<b>56</b>	<b>F</b>	<b>0%</b>
STAAR Performance	28	56		
College, Career and Military Readiness				
Graduation Rate				
<b>School Progress</b>		<b>62</b>	<b>D</b>	<b>70%</b>
Academic Growth	56	62	D	✓
Relative Performance (Eco Dis: 92.1%)		60	D	
<b>Closing the Gaps</b>	<b>16</b>	<b>60</b>	<b>D</b>	<b>30%</b>

### Identification of Schools for Improvement

This campus is not identified for comprehensive support and improvement, targeted support and improvement, or additional targeted support.

### Distinction Designations



Academic Achievement in Reading/ Language Arts



Academic Achievement in Mathematics



Academic Achievement in Science



Academic Achievement in Social Studies



Top 25% : Comparative Academic Growth



Postsecondary Readiness



Top 25% : Comparative Closing the Gaps

Texas Education Agency  
**2024 Accountability Rating Overall Summary**  
**BRYSS ACADEMY (101806101) - RAUL YZAGUIRRE SCHOOLS FOR SUCCESS - HARRIS COUNTY**

\* Confidential \*

### Summary

	Component Score	Scaled Score	Rating	Proportion of Overall Rating
<b>Overall</b>		<b>93</b>	<b>A</b>	
<b>Student Achievement</b>		<b>92</b>	<b>A</b>	<b>0%</b>
STAAR Performance	66	92		
College, Career and Military Readiness				
Graduation Rate				
<b>School Progress</b>		<b>93</b>	<b>A</b>	<b>70%</b>
Academic Growth	78	88	<b>B</b>	
Relative Performance (Eco Dis: 95.6%)		93	<b>A</b>	✓
<b>Closing the Gaps</b>	<b>81</b>	<b>93</b>	<b>A</b>	<b>30%</b>

### Identification of Schools for Improvement

This campus is not identified for comprehensive support and improvement, targeted support and improvement, or additional targeted support.

### Distinction Designations



**Academic Achievement in Reading/ Language Arts**



**Academic Achievement in Mathematics**



**Academic Achievement in Science**



**Academic Achievement in Social Studies**



**Top 25% : Comparative Academic Growth**



**Postsecondary Readiness**



**Top 25% : Comparative Closing the Gaps**

Texas Education Agency  
**2024 Accountability Rating Overall Summary**  
**PSTEM ACADEMY (101806102) - RAUL YZAGUIRRE SCHOOLS FOR SUCCESS - HARRIS COUNTY**

\* Confidential \*


### Summary

	Component Score	Scaled Score	Rating	Proportion of Overall Rating
<b>Overall</b>		<b>85</b>	<b>B</b>	
<b>Student Achievement</b>		<b>74</b>	<b>C</b>	<b>0%</b>
STAAR Performance	46	74		
College, Career and Military Readiness				
Graduation Rate				
<b>School Progress</b>		<b>83</b>	<b>B</b>	<b>70%</b>
Academic Growth	70	79	<b>C</b>	
Relative Performance (Eco Dis: 96.7%)		83	<b>B</b>	✓
<b>Closing the Gaps</b>	<b>75</b>	<b>90</b>	<b>A</b>	<b>30%</b>


### Identification of Schools for Improvement

This campus is not identified for comprehensive support and improvement, targeted support and improvement, or additional targeted support.


### Distinction Designations




Academic Achievement in Reading/ Language Arts




Academic Achievement in Mathematics




Academic Achievement in Science



Top 25% : Comparative Academic Growth



Postsecondary Readiness



Top 25% : Comparative Closing the Gaps