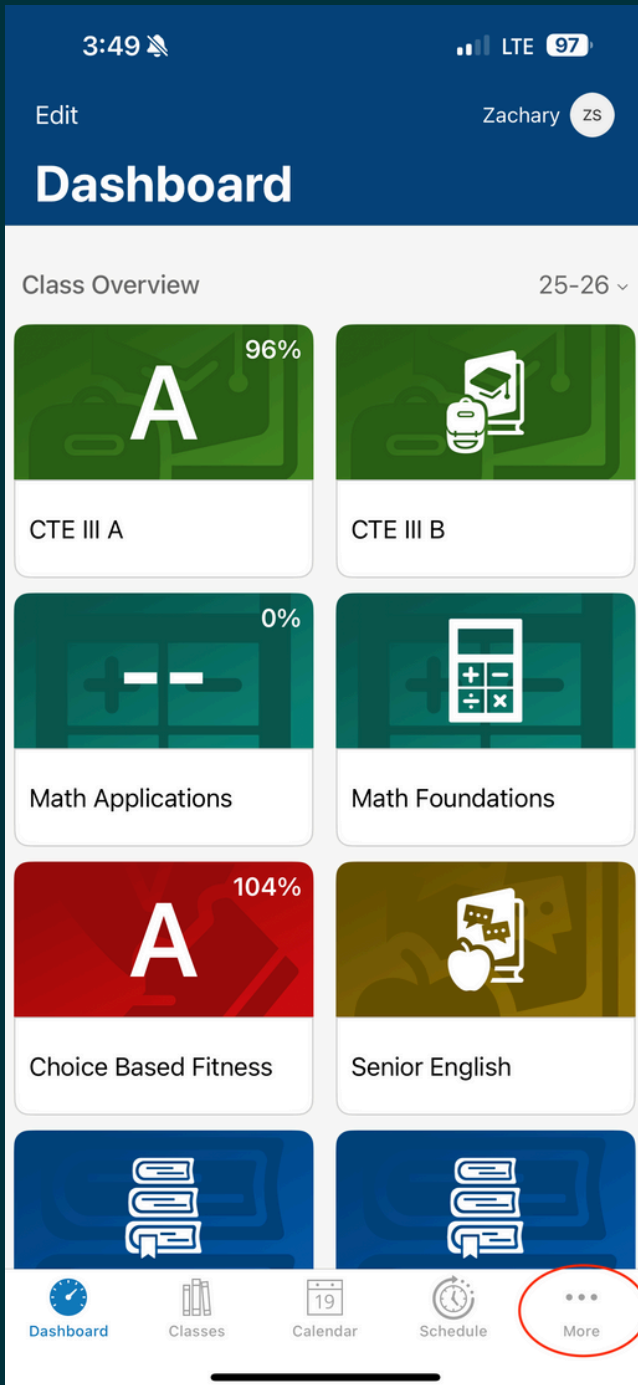
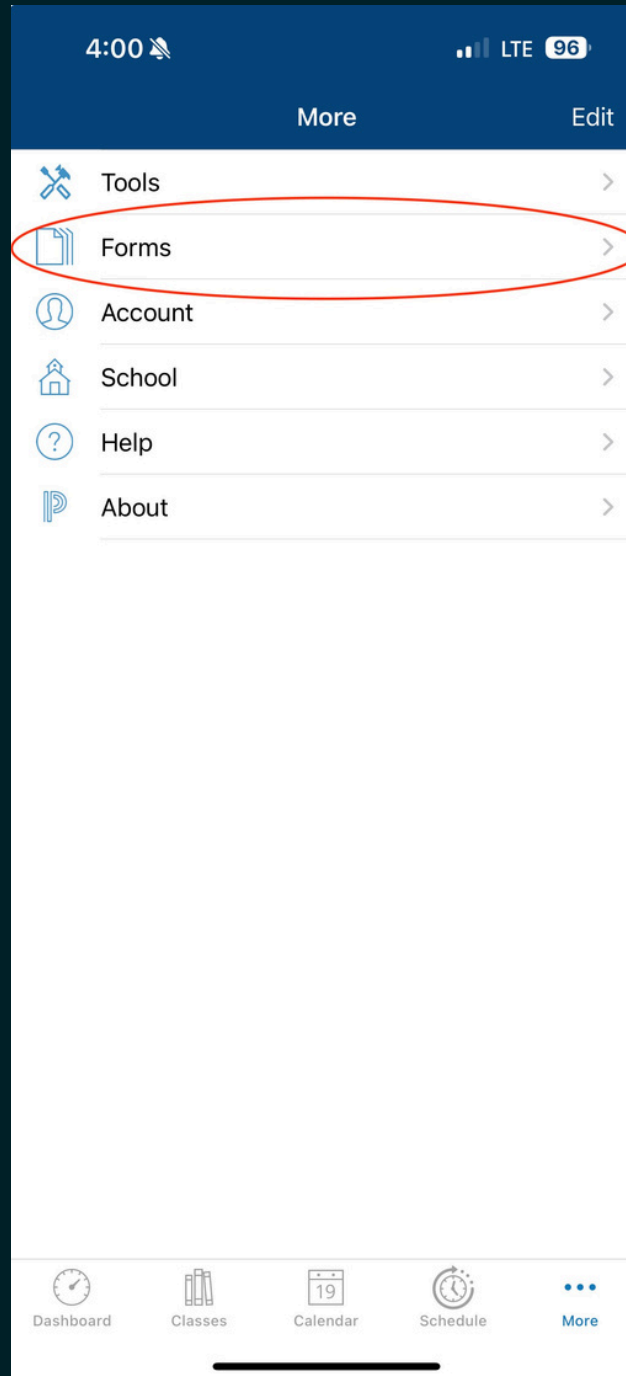


Mobile App

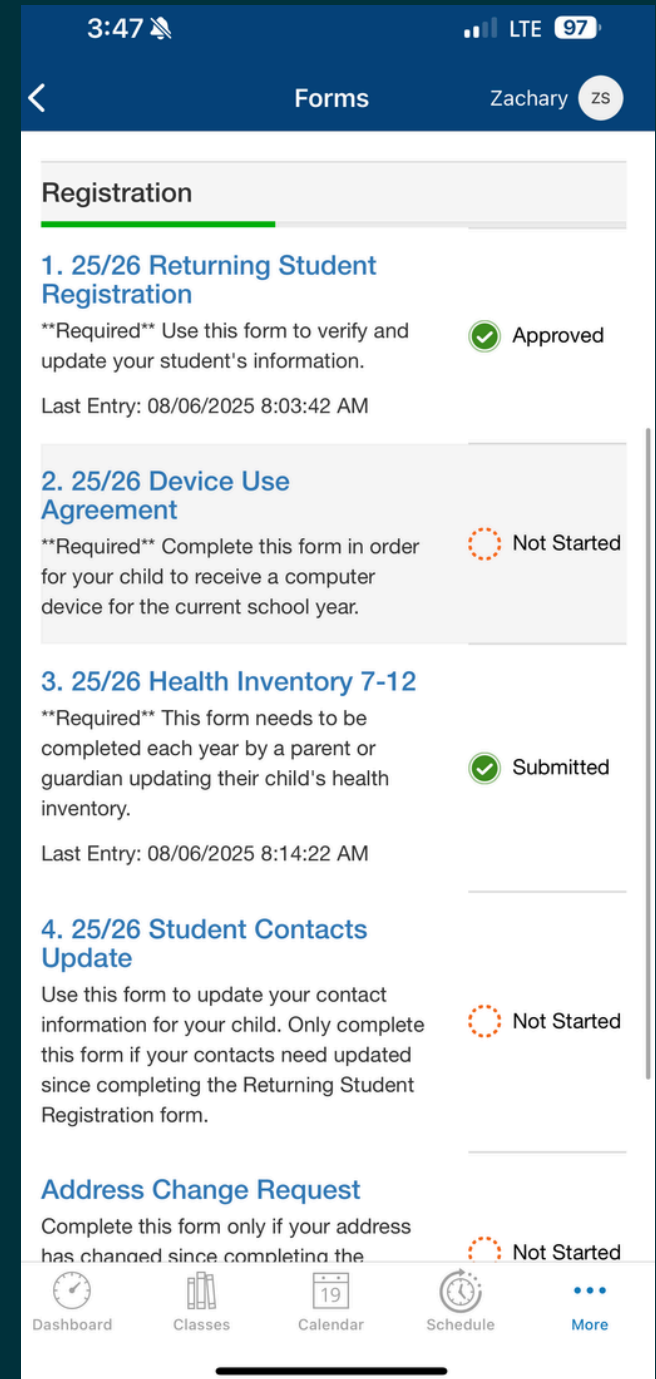
1. Choose the 3 dots in the bottom right corner about More



2. Choose Forms



3. Fill out the appropriate form(s)



Multiplystudents - Change the student name in the top right corner by clicking on the initials.

1. After Logging in choose Forms on left side icons

2. Click on form name to fill out the form

3. Submit form

The screenshot shows the PowerSchool Forms interface for a student named Zachary. The top navigation bar includes the student's name and a note: "* Multiply students names listed here--Choose name to start form". The left sidebar contains various navigation icons, with the "Forms" icon circled in red. The main content area is titled "School Form Listing for [Redacted Name]" and features tabs for "General Forms", "Class Forms", and "Student Support". A search bar is located in the top right of the main area. The forms are organized into sections: "General", "Program Form", and "Registration".

Form Name	Description	Status
General		
NOTICE OF EXISTENCE OF SPECIAL EDUCATION RECORDS		Not Started
Program Form		
Community Connections Summer Program		Not Started
Registration		
1. 25/26 Returning Student Registration	**Required** Use this form to verify and update your student's information. Last Entry: 08/06/2025 8:03:42 AM	Approved
2. 25/26 Device Use Agreement	**Required** Complete this form in order for your child to receive a computer device for the current school year.	Not Started
3. 25/26 Health Inventory 7-12	**Required** This form needs to be completed each year by a parent or guardian updating their child's health inventory. Last Entry: 08/06/2025 8:14:22 AM	Submitted
4. 25/26 Student Contacts Update	Use this form to update your contact information for your child. Only complete this form if your contacts need updated since completing the Returning Student Registration form.	Not Started
Address Change Request	Complete this form only if your address has changed since completing the Returning Student Registration form for the current year.	Not Started
Sweetwater		

If more than one student attached to PowerSchool account names will appear across the top left corner, click on student name to switch students