



Bridges/ASSETs After-School Program Summary Report 2024-25

Encina High School ASSETs Survey Results

Encina ASSETs Survey group:
Students Grades 9-12
Parents
Staff

San Juan Unified School District
April 30 - June 10, 2025



K12 *Insight* 



2024-25 Evaluation Report Summary – Encina High San Juan USD Bridges After-School/ASSETs Program Grades 9-12

This report provides the results of the 2024-25 after-school program student exit surveys, as well as the after-school program end of the year perception survey completed by parents and school site staff. The data tables and graphs for these surveys are attached to the narrative summary. The information from this report is used for continuous improvement of the after-school programs.

I. Demographics of the Bridges After-School/ASSETs Program Participants

At the time of the Bridges After-School/ASSETs program exit survey, the participants reported being between 14 and 18+ years old and in 9th through 12th grades. Data shows that the participants were of different ethnicities: African American (39%), Hispanic or Latino/Latina (15%), and Two or more races (15%) being the most reported ethnicities – 2% declined to state. Data also shows that the gender identity of respondents was reported as male more often than female, non-binary, or other/decline to state, (53%, 40%, 4%, and 2% respectively). Forty-seven students participated in the survey.

During the Bridges After-School/ASSETs Program

At the time of the exit survey, respondents reported that in the program they do things they usually don't get to do (83%), have opportunities to share their ideas for activities or choose things to do (91%), and that the activities are interesting (96%). Participants stated that in the program they try hard to do well (91%), they do things that make them think (89%), and they do things that make a difference (87%), "all or most of the time."

Activities at the Bridges After-School/ASSETs Program

The participants were asked about the different activities they participated in during a typical week at the program. The participants reported that they took part in the following activities during the week: finishing homework (87%), reading a book (55%), doing math or science activities (85%), do art activities (79%), get help with homework (74%), and practice writing (68%). Additionally, students reported learning and talking about different careers (81%) and college (81%), help other students with homework or other activities (72%), and taking part in a project to help their community (74%), "all or most of the time."

Current Program Experiences and Attitudes

Participants were asked how much the program helped with specific aspects of school and school life. At the time of the survey, participants reported that the program helped "a lot or a little" to feel more like a part of the school (96%), feel safer at school (98%), attend school more often (89%) and learn to speak and understand English better (83%). In addition, students reported that the program helped them read better (79%), write better (87%), solve math problems better (89%), do better with homework (94%), and get better grades (96%).

Internal Assets

Participants reported that being in the Bridges After-School/ASSETs program helped them continue to develop skills beyond the classroom. For example, data shows that being in the program helped participants “a lot or a little” to get better grades (96%), make new friends (89%), disagree with others without starting a fight (89%), think carefully before making a decision (94%), and get along better with others who are different from you (91%). In addition, the program has helped them listen to other students carefully (94%), get into less trouble at school (91%), use computers to do research, school projects, or homework (96%), feel more comfortable taking tests (91%). Students reported that the program helped them feel more confident about their schoolwork (96%) and feel more positive about their future (94%).

External Assets

When asked about staff and participant relationships, participants reported that it is “very much true or pretty much true” that program staff really care about them (91%), tell them when they do a good job (87%), listens to them when they have something to say (87%), notices when they aren’t there (83%) always wants them to do their best (91%), and believes they will be a success (94%).

Peer Relationships and Expectations

The participants reported they “strongly agree or agree” with the statements that they felt close to people in the program (91%), they were happy to be there (96%), they felt like they were a part of the program (94%), and they felt safe in the program (98%).

II. Staff and Parent Perception

As part of the end of year evaluation activities, staff and parents were asked to rate the success of the program. There were twenty-nine staff members and two parents who completed the survey.


Most parents reported that the Bridges After-School/ASSETs Program was very successful in areas such as helping their children complete quality homework assignments and improving attendance and somewhat to very successful in improving interest in school and schoolwork. Parents indicated that the program was very or somewhat successful in increasing their child’s self-esteem, their ability to handle emotions, and offering a positive social interaction in a safe environment.

Most staff reported that the Bridges After-School/ASSETs Program was very or somewhat successful in the key areas listed above. Staff also reported that the program was very or somewhat successful at increasing student self-esteem, ability to better handle their emotions, and offering positive social interaction for students in a safe and enriching environment.

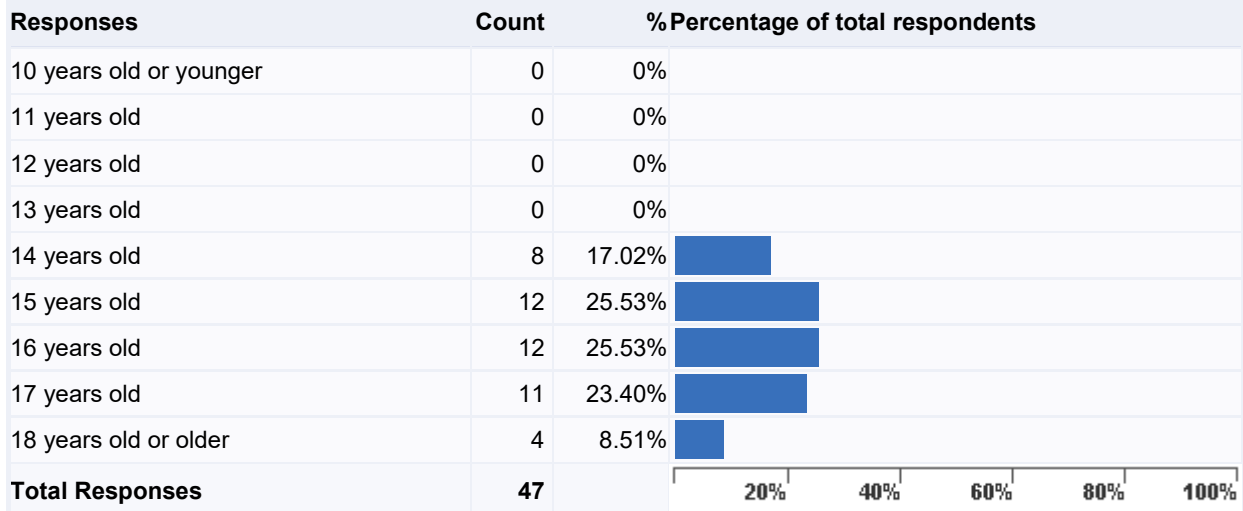
Furthermore, parents and staff reported the Academic Support/Homework, Enrichment Activities, Recreation activities and Parent/Staff Communication were very successful.

San Juan Unified School District
2024-25 Bridges After-School Secondary Student Survey

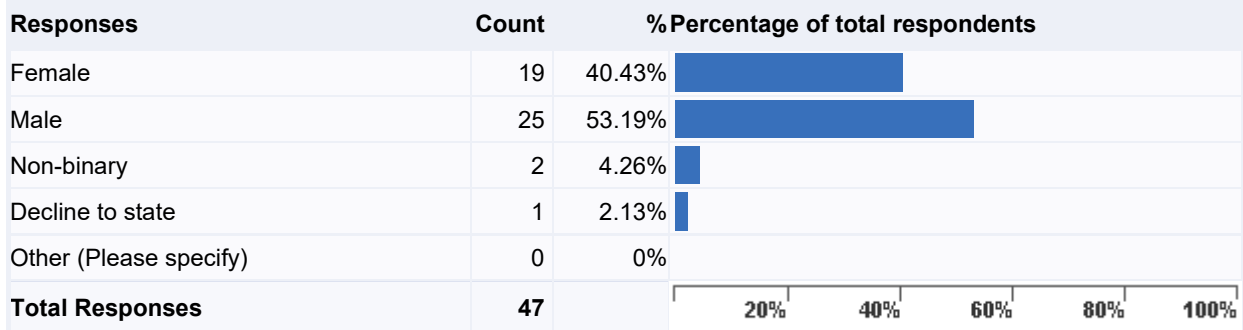
Q1. What is the name of your school?



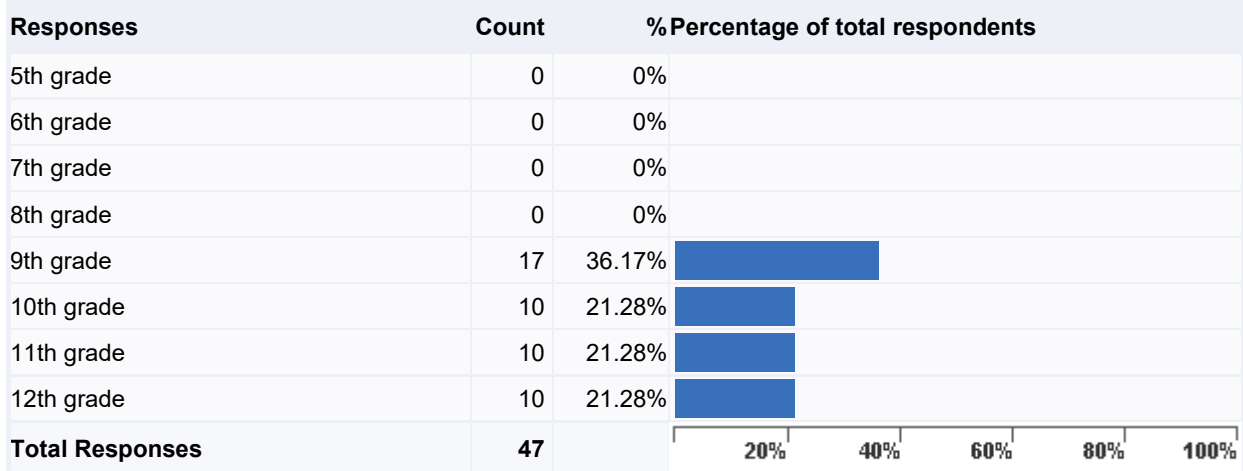
Q2. How old are you?



Q3. What is your gender identity?

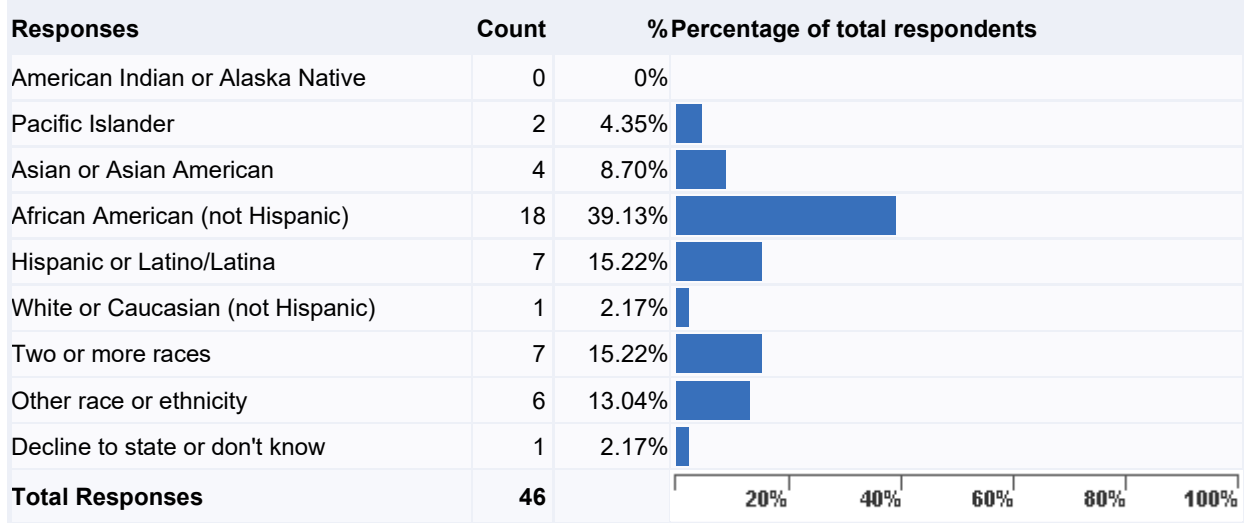


Q4. What grade are you in?

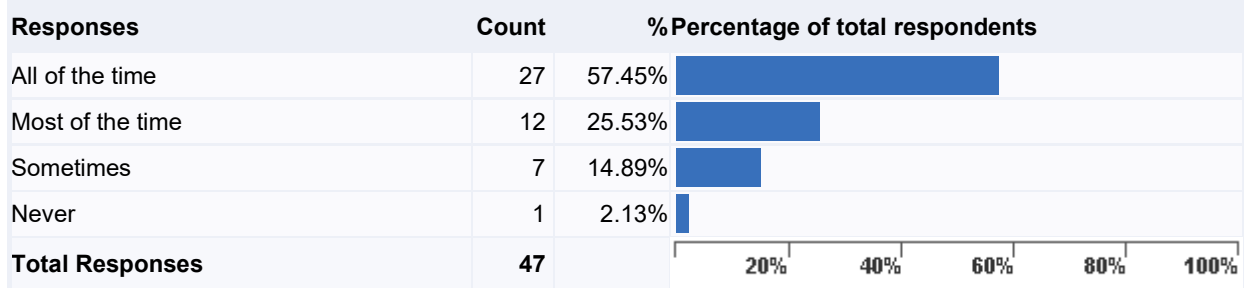


San Juan Unified School District
2024-25 Bridges After-School Secondary Student Survey

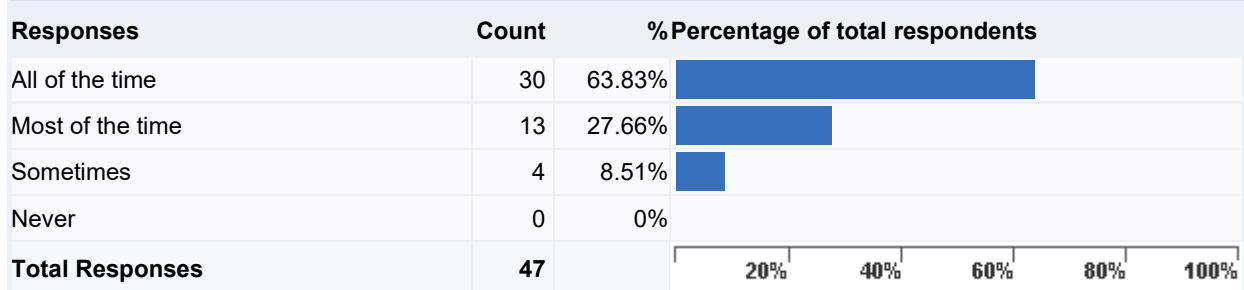
Q5. What is your race/ethnicity?



Q6(a). At this after school program...: I do things I usually don't get to do.

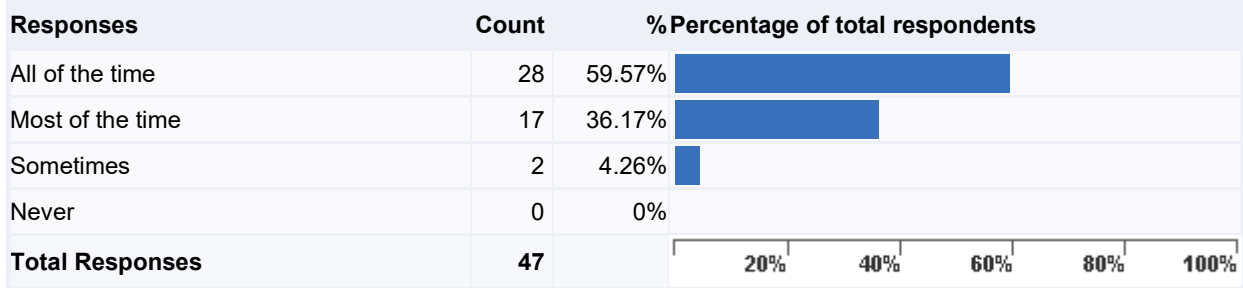


Q6(b). At this after school program...: I have opportunities to share my ideas for activities or choose things to do.

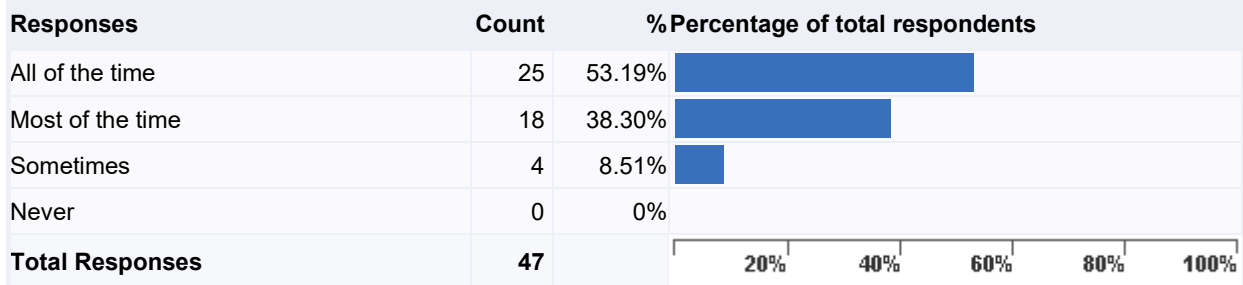


San Juan Unified School District
2024-25 Bridges After-School Secondary Student Survey

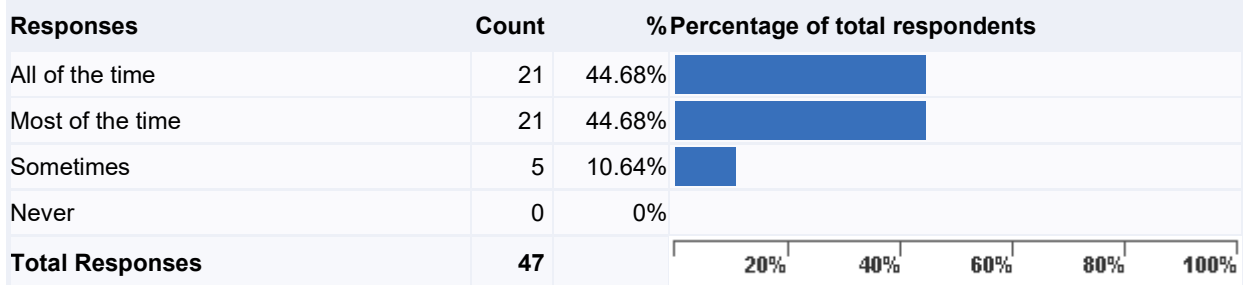
Q6(c). At this after school program...: The activities here are interesting to me.



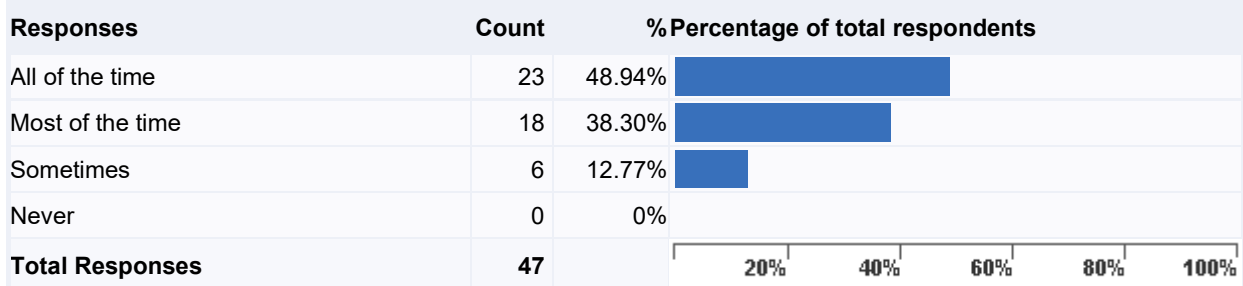
Q6(d). At this after school program...: I try hard to do well.



Q6(e). At this after school program...: I do things that really make me think.

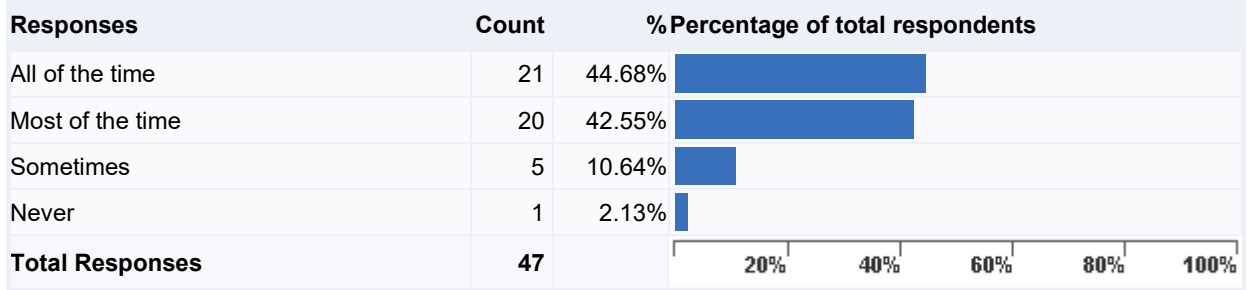


Q6(f). At this after school program...: I do things that make a difference.

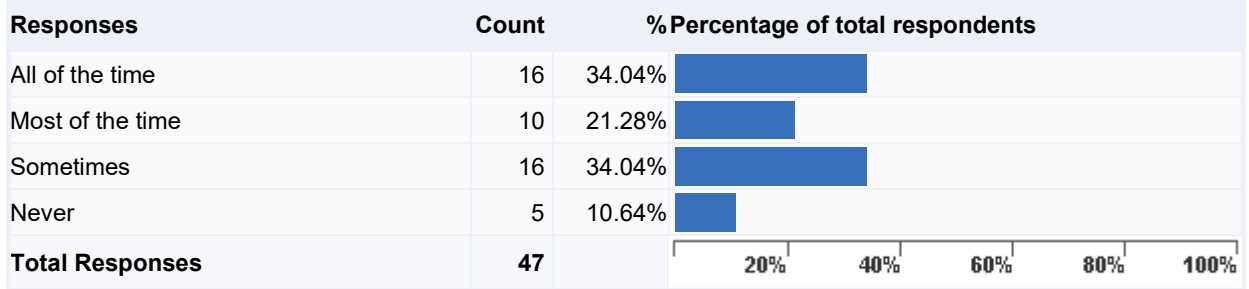


San Juan Unified School District
2024-25 Bridges After-School Secondary Student Survey

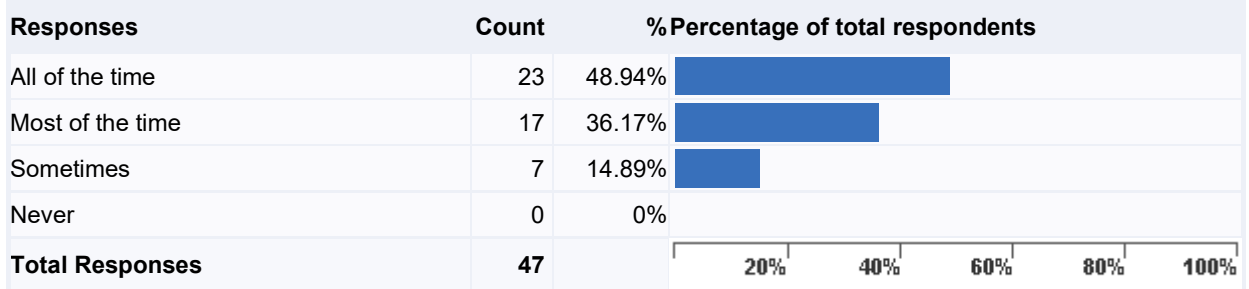
**Q7(a). During a normal week in this after school program, how often do you do the following things? :
Finish homework**



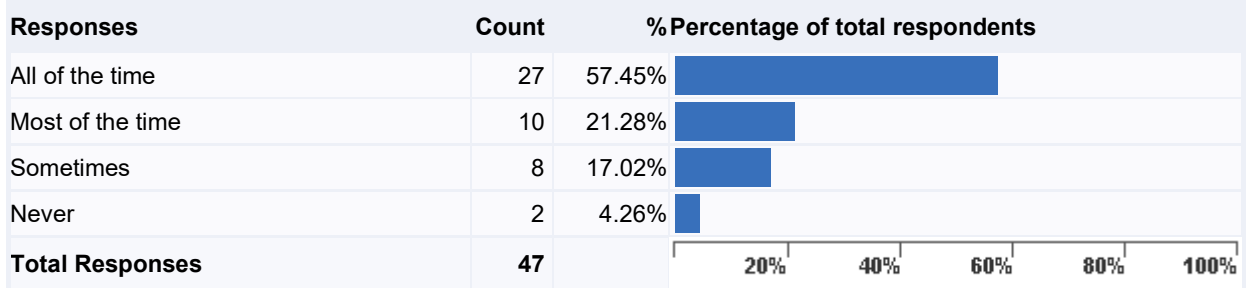
**Q7(b). During a normal week in this after school program, how often do you do the following things? :
Read a book**



**Q7(c). During a normal week in this after school program, how often do you do the following things? : Math
or science activities**

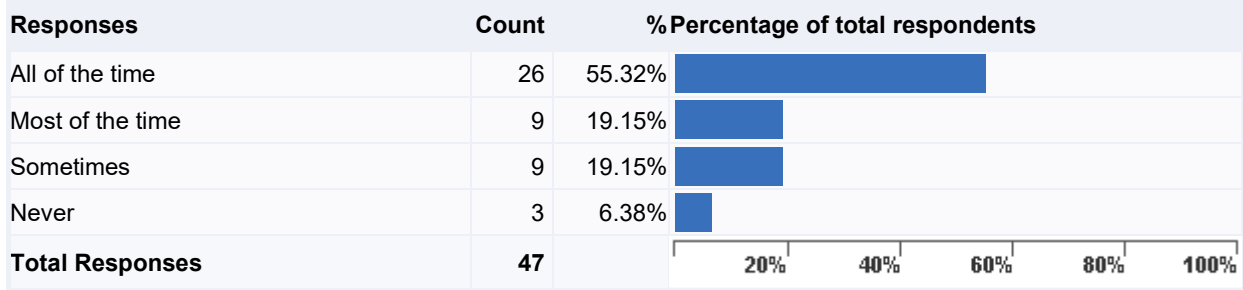


**Q7(d). During a normal week in this after school program, how often do you do the following things? : Art
activities (music, dance, art)**

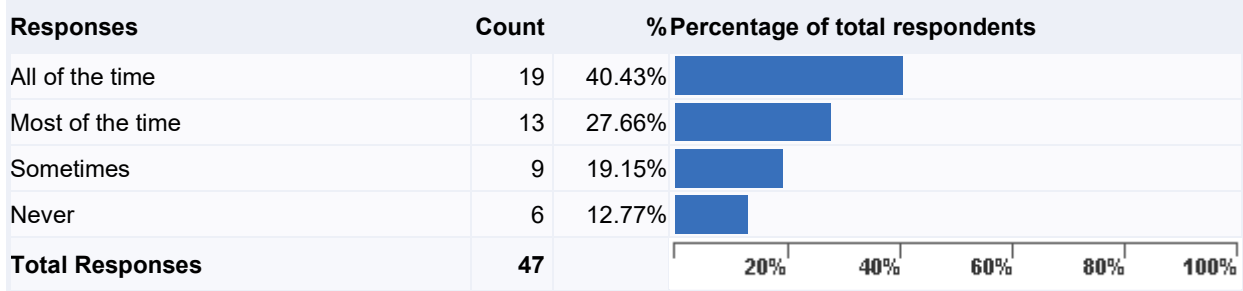


San Juan Unified School District
2024-25 Bridges After-School Secondary Student Survey

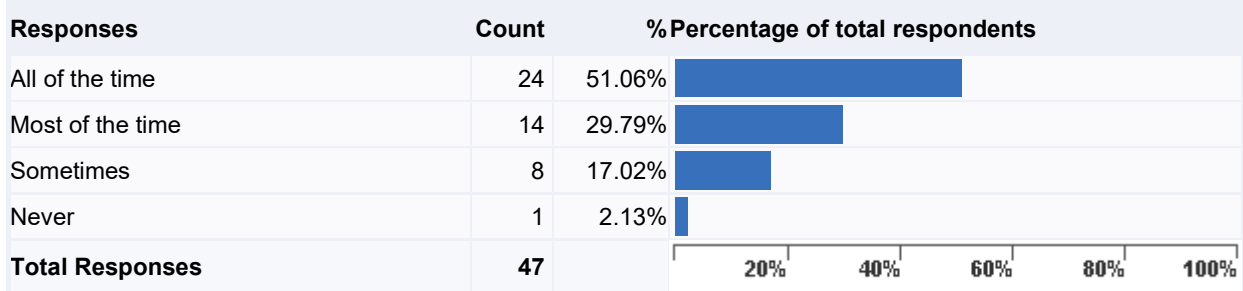
Q7(e). During a normal week in this after school program, how often do you do the following things? : Get help with homework



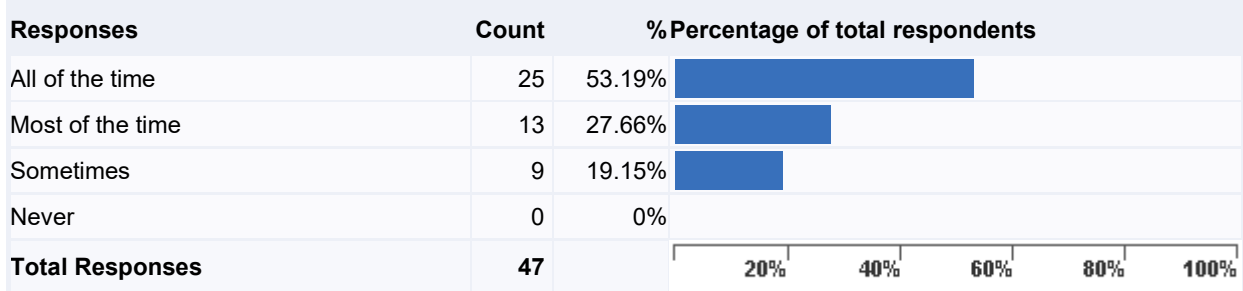
Q7(f). During a normal week in this after school program, how often do you do the following things? : Practice writing



Q7(g). During a normal week in this after school program, how often do you do the following things? : Learn and talk about different careers

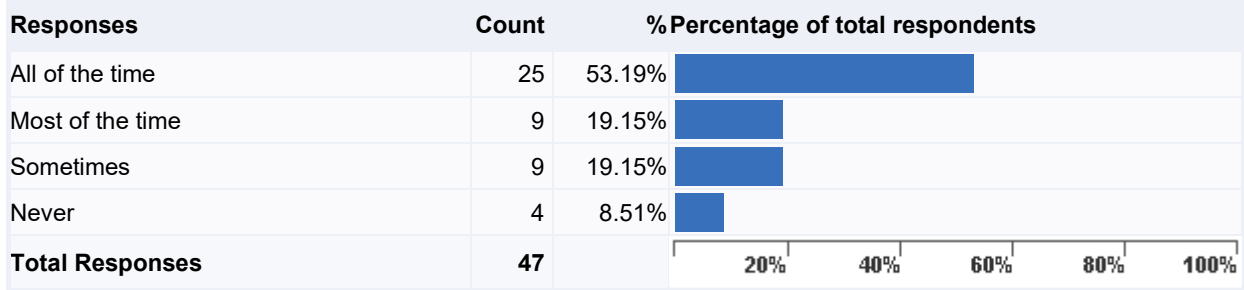


Q7(h). During a normal week in this after school program, how often do you do the following things? : Learn and talk about college

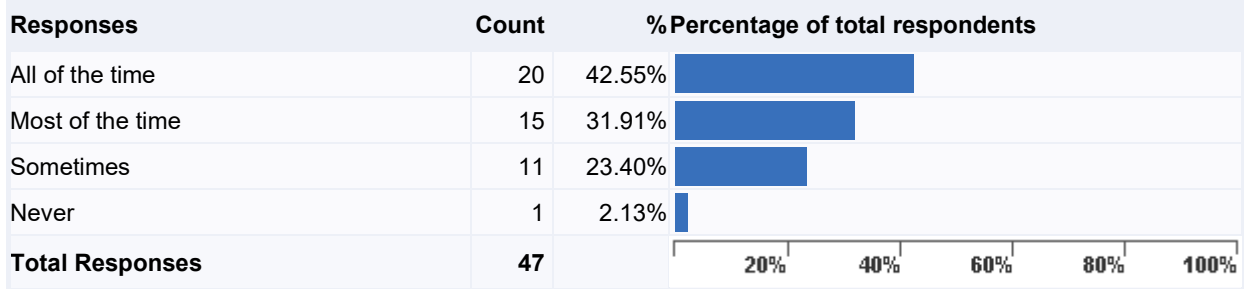


San Juan Unified School District
2024-25 Bridges After-School Secondary Student Survey

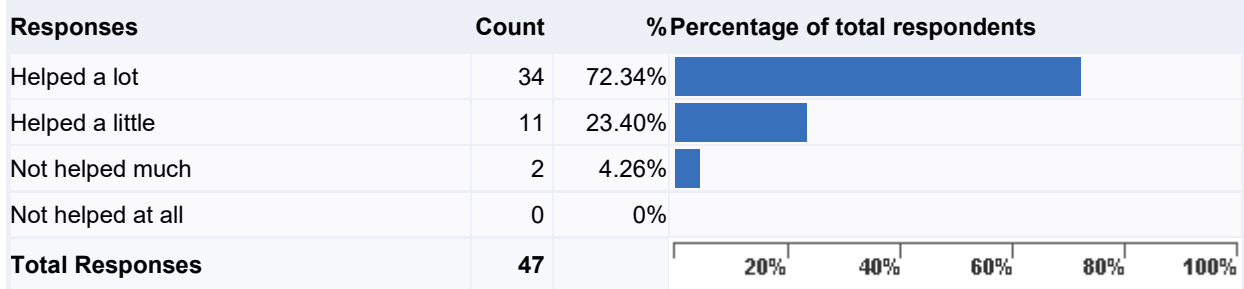
Q7(i). During a normal week in this after school program, how often do you do the following things? : Help other students with homework or other activities



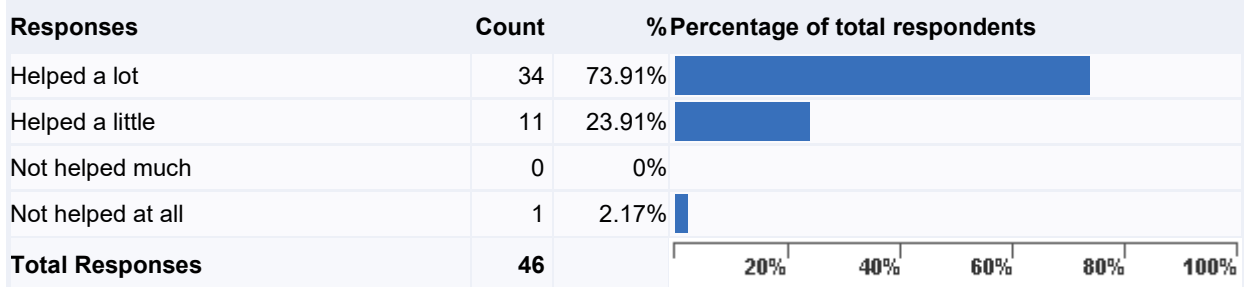
Q7(j). During a normal week in this after school program, how often do you do the following things? : Take part in a project to help your community (like clean up projects)



Q8(a). How much has this after school program helped you with these things?: Feel more like a part of your school

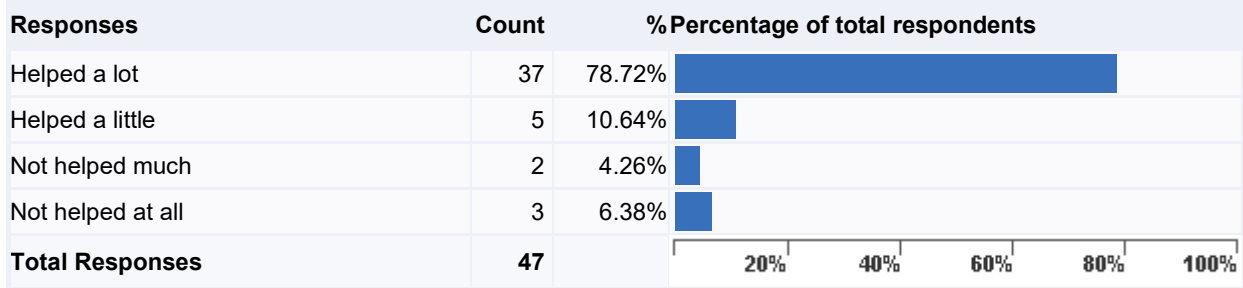


Q8(b). How much has this after school program helped you with these things?: Feel safer at school

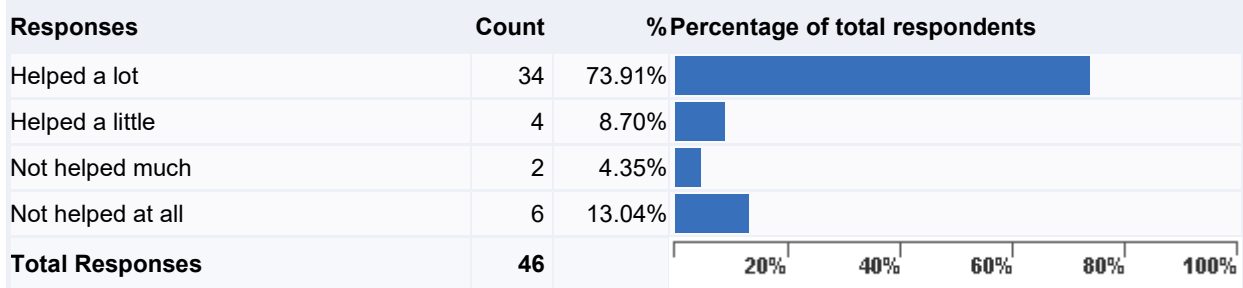


San Juan Unified School District
2024-25 Bridges After-School Secondary Student Survey

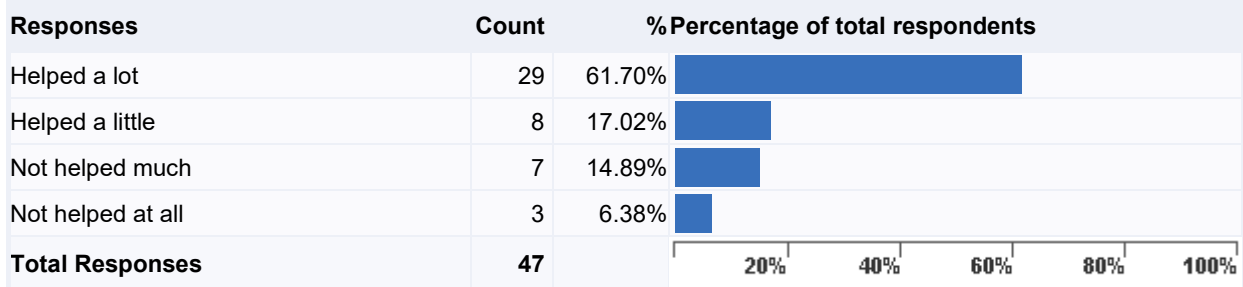
Q8(c). How much has this after school program helped you with these things?: Attend school more often



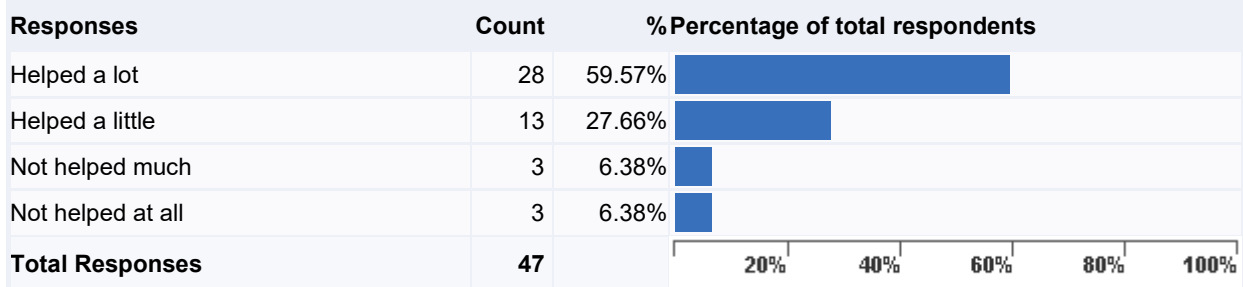
Q8(d). How much has this after school program helped you with these things?: Learn to speak and understand English better



Q8(e). How much has this after school program helped you with these things?: Read better

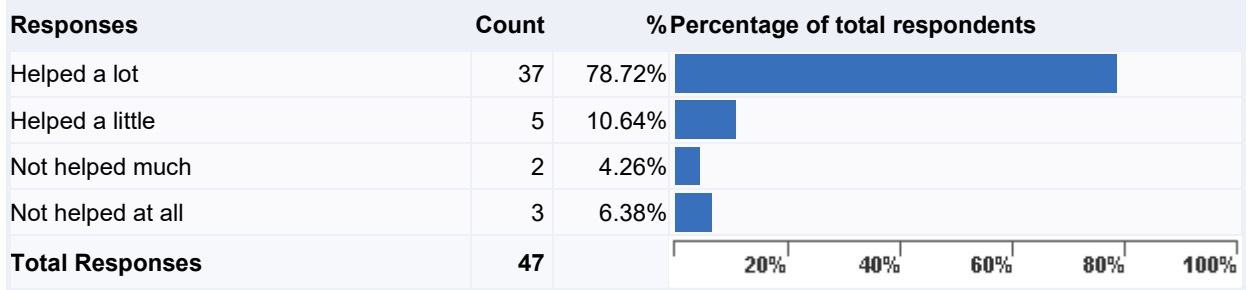


Q8(f). How much has this after school program helped you with these things?: Write better

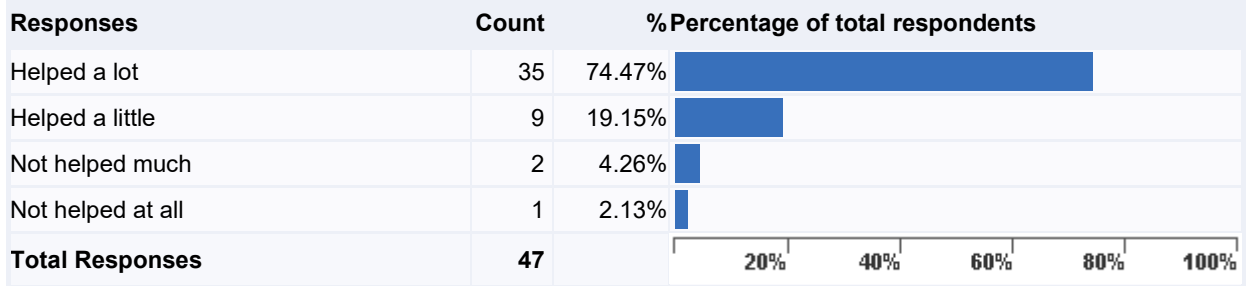


San Juan Unified School District
2024-25 Bridges After-School Secondary Student Survey

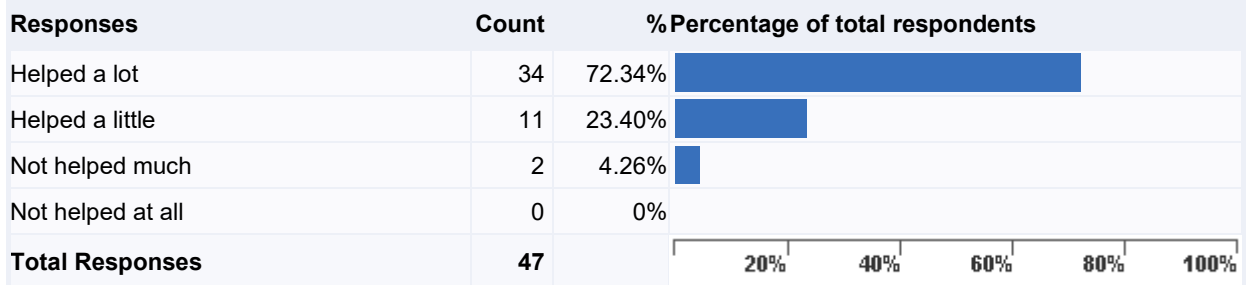
Q8(g). How much has this after school program helped you with these things?: Solve math problems better



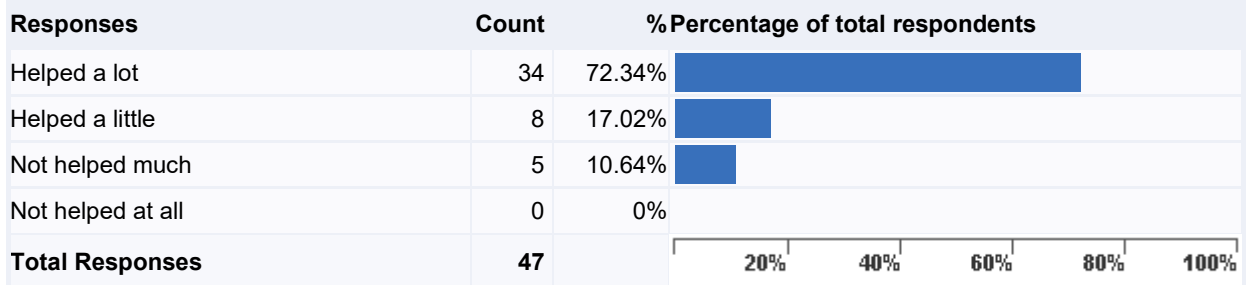
Q8(h). How much has this after school program helped you with these things?: Do better with homework



Q8(i). How much has this after school program helped you with these things?: Get better grades

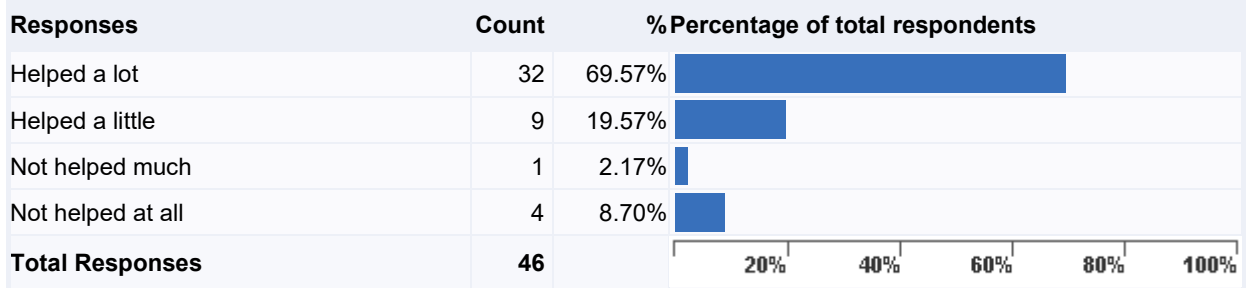


Q8(j). How much has this after school program helped you with these things?: Make new friends

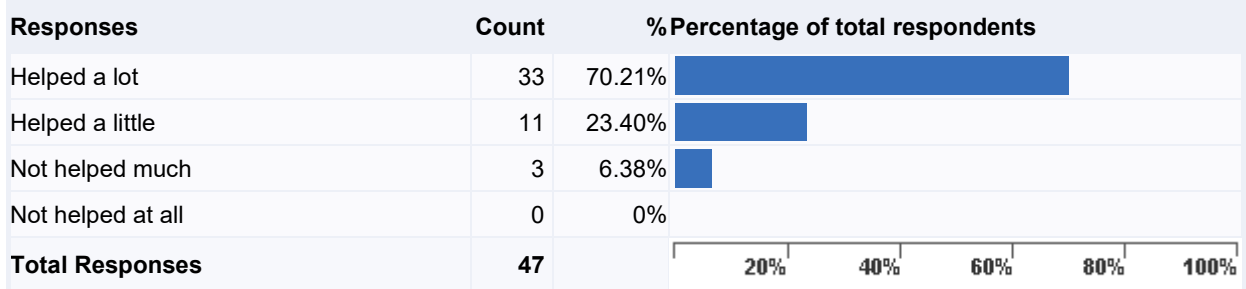


San Juan Unified School District
2024-25 Bridges After-School Secondary Student Survey

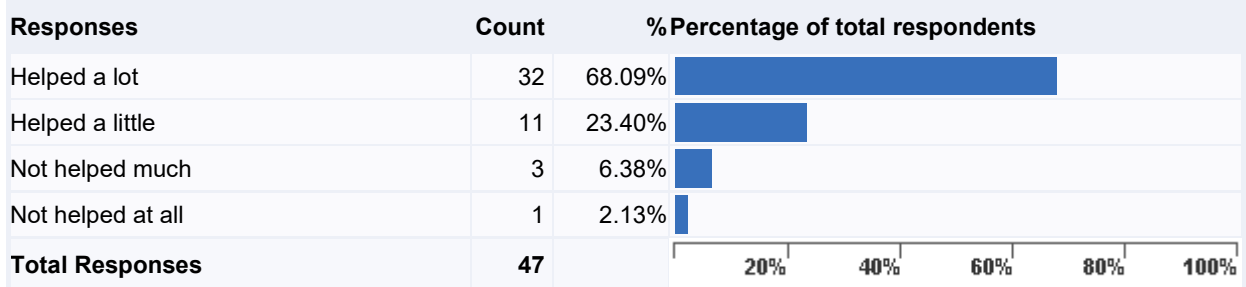
Q8(k). How much has this after school program helped you with these things?: Disagree with others without starting a fight



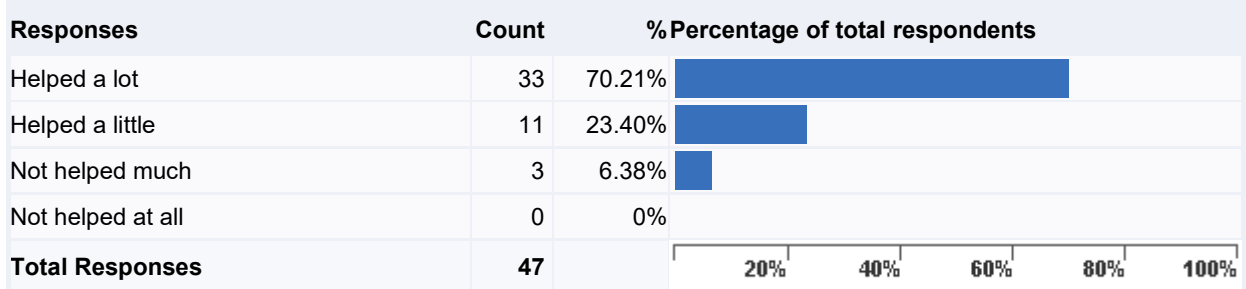
Q8(l). How much has this after school program helped you with these things?: Think carefully before making a decision



Q8(m). How much has this after school program helped you with these things?: Get along better with others who are different from you

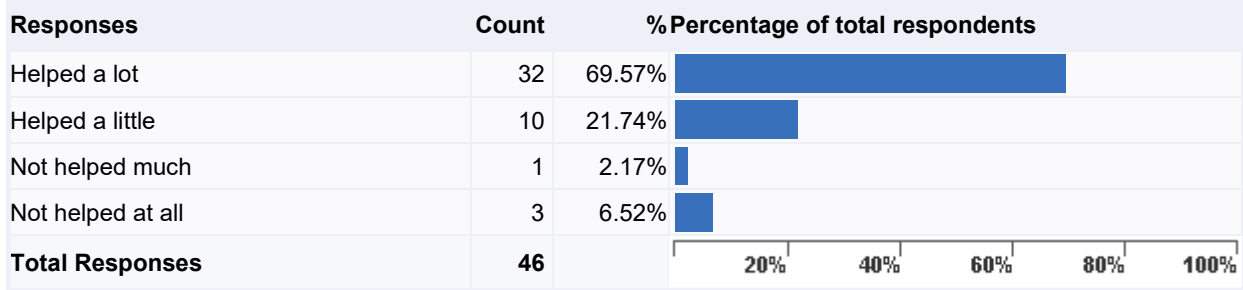


Q8(n). How much has this after school program helped you with these things?: Listen to other students carefully

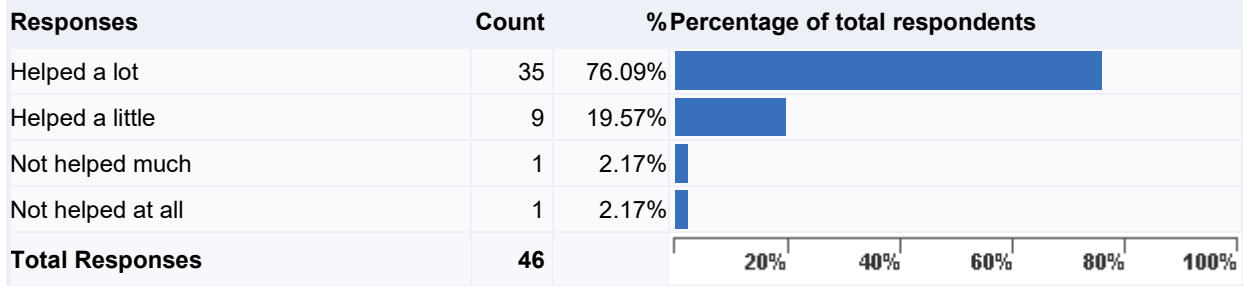


San Juan Unified School District
2024-25 Bridges After-School Secondary Student Survey

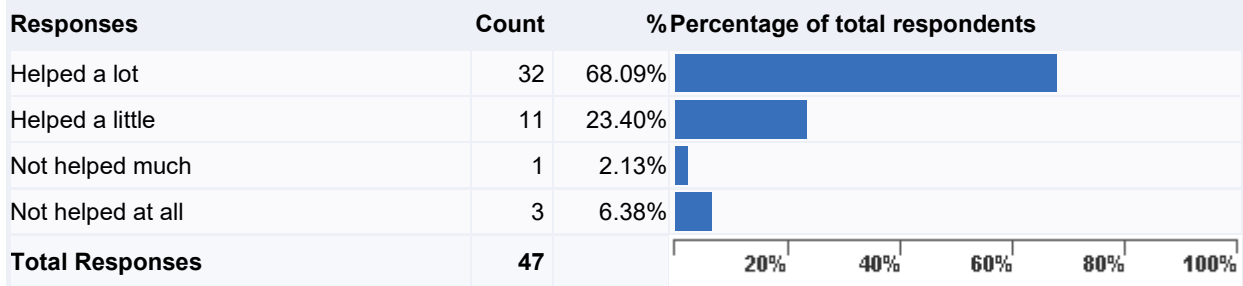
Q8(o). How much has this after school program helped you with these things?: Get into less trouble at school



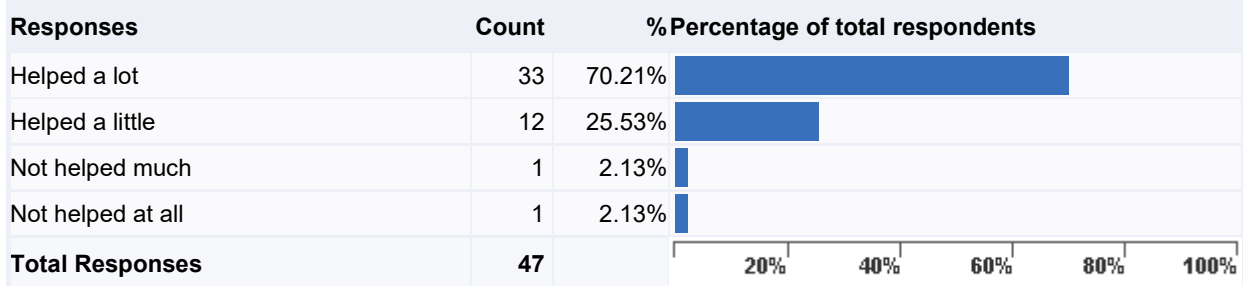
Q8(p). How much has this after school program helped you with these things?: Use computers to do research, school projects, or homework



Q8(q). How much has this after school program helped you with these things?: Feel more comfortable taking tests

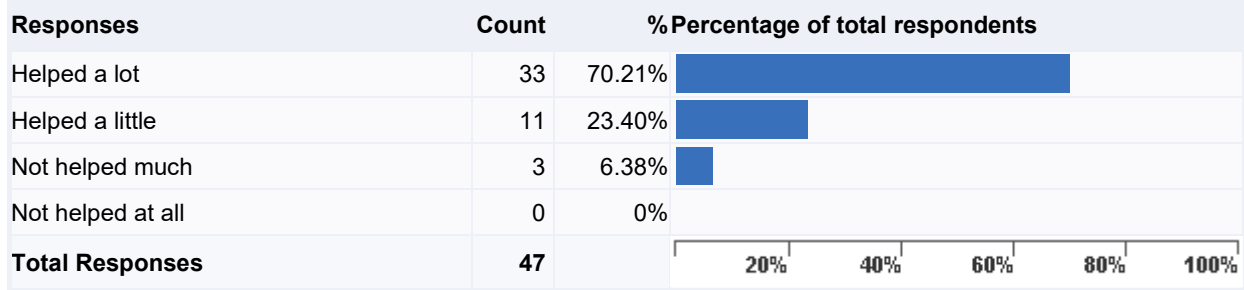


Q8(r). How much has this after school program helped you with these things?: Feel more confident about your schoolwork

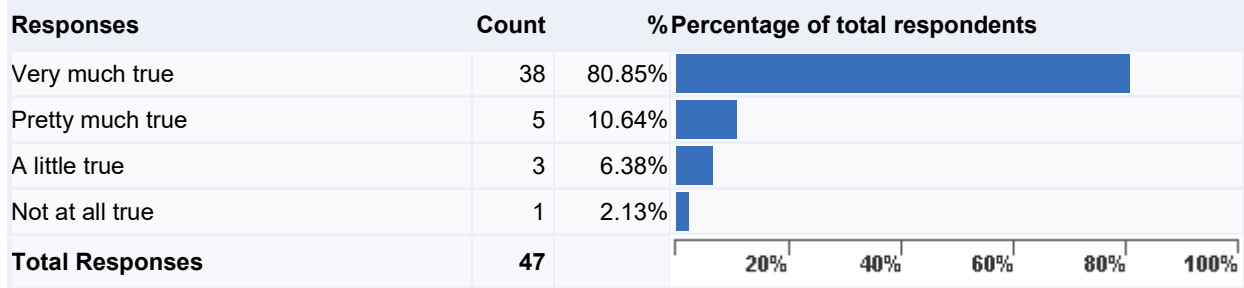


San Juan Unified School District
2024-25 Bridges After-School Secondary Student Survey

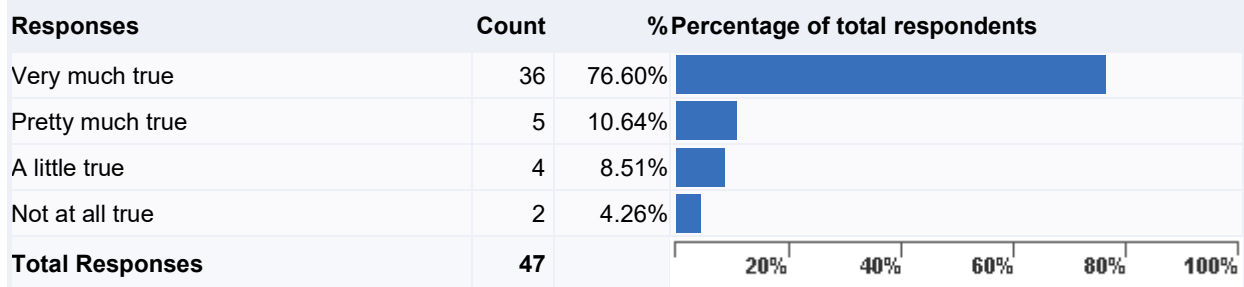
Q8(s). How much has this after school program helped you with these things?: Feel more positive about your future



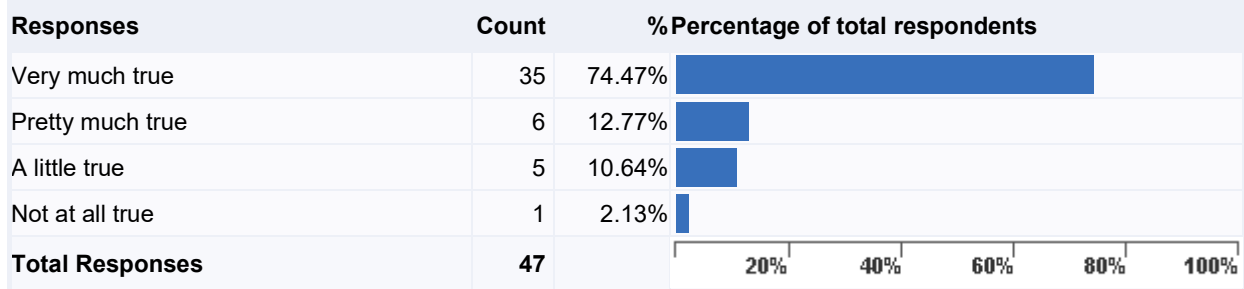
Q9(a). In this after school program, there is an adult staff member who...: Really cares about me.



Q9(b). In this after school program, there is an adult staff member who...: Tells me when I do a good job.

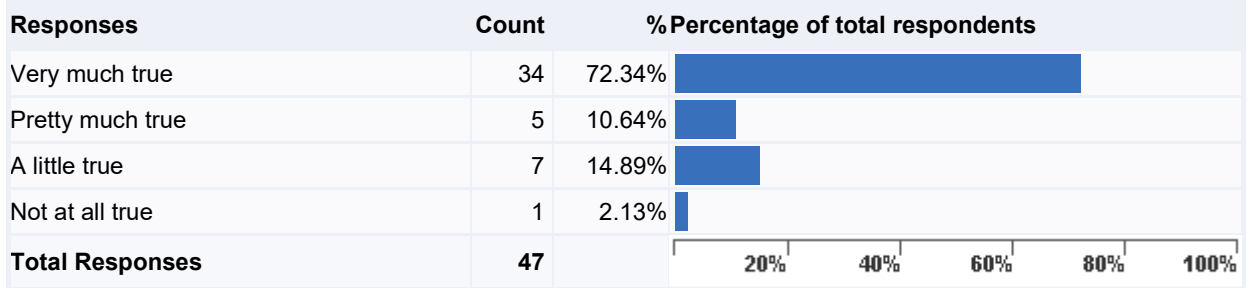


Q9(c). In this after school program, there is an adult staff member who...: Listens to me when I have something to say.

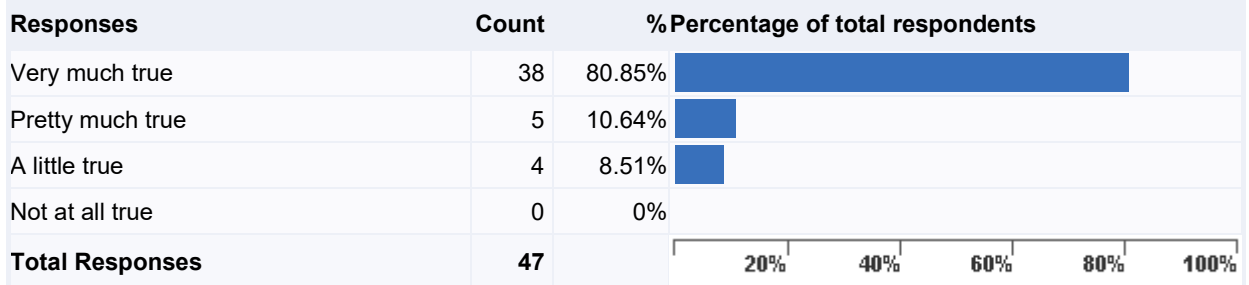


San Juan Unified School District
2024-25 Bridges After-School Secondary Student Survey

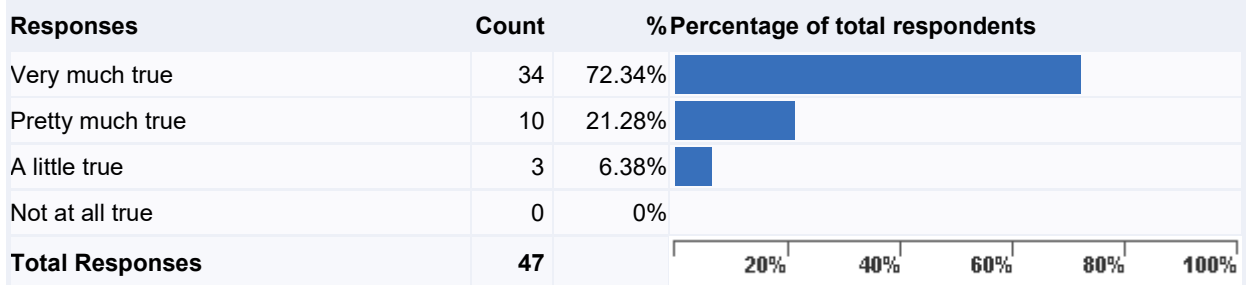
Q9(d). In this after school program, there is an adult staff member who...: Notices when I am not there.



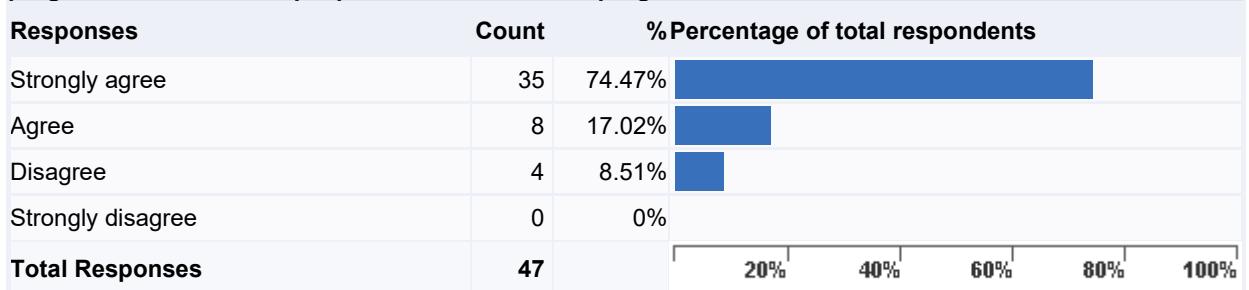
Q9(e). In this after school program, there is an adult staff member who...: Always wants me to do my best.



Q9(f). In this after school program, there is an adult staff member who...: Believes that I will be a success.

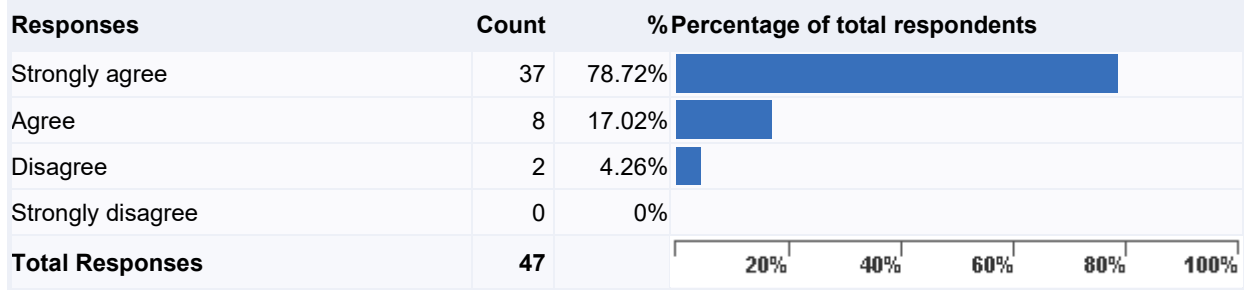


Q10(a). How strongly do you agree or disagree with the following statements about this after school program?: I feel close to people at this after school program.

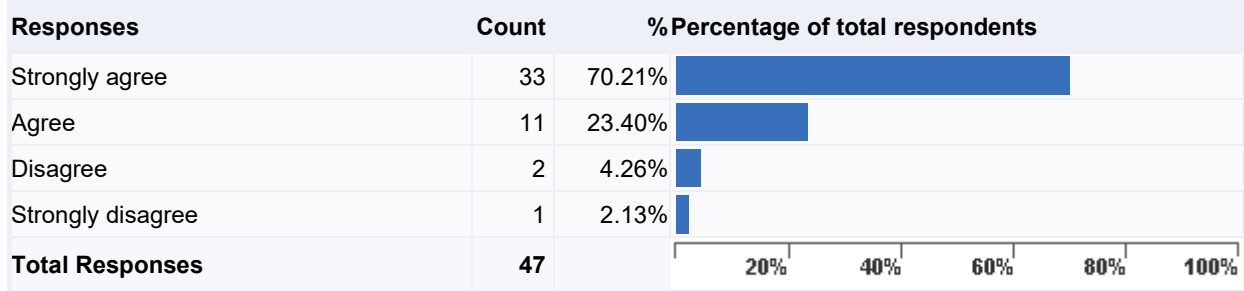


San Juan Unified School District
2024-25 Bridges After-School Secondary Student Survey

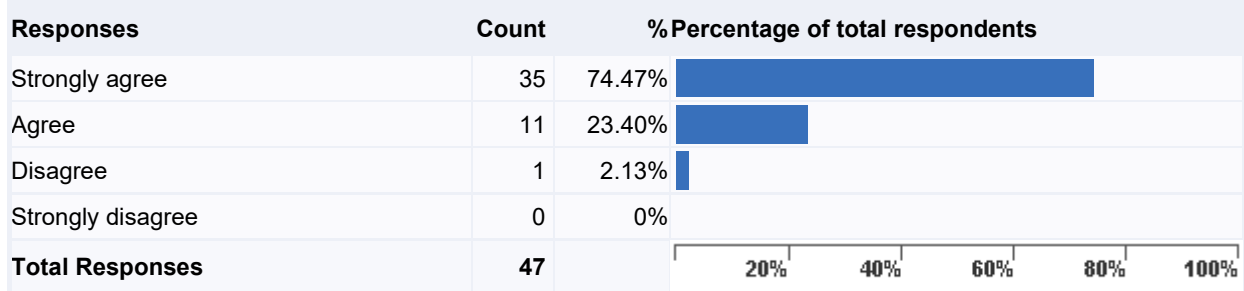
Q10(b). How strongly do you agree or disagree with the following statements about this after school program?: I am happy to be at this after school program.



Q10(c). How strongly do you agree or disagree with the following statements about this after school program?: I feel like I am part of this after school program.



Q10(d). How strongly do you agree or disagree with the following statements about this after school program?: I feel safe in this after school program.



San Juan Unified School District
2024-25 Bridges After-School Secondary Parent Survey

Q1. Please indicate the school where your child attended the Bridges After-School program

Responses	Count	% Percentage of total respondents
Encina ASSETs	2	100.00%
Total Responses	2	

Q2(a). How successful was the Bridges After-School program in...: helping my child complete quality homework assignments?

Responses	Count	% Percentage of total respondents
Very Successful	2	100.00%
Somewhat Successful	0	0%
Slightly Successful	0	0%
Not Successful	0	0%
Total Responses	2	

Q2(b). How successful was the Bridges After-School program in...: improving my child's attendance?

Responses	Count	% Percentage of total respondents
Very Successful	2	100.00%
Somewhat Successful	0	0%
Slightly Successful	0	0%
Not Successful	0	0%
Total Responses	2	

Q2(c). How successful was the Bridges After-School program in...: improving my child's interest in school and in school work?


Responses	Count	% Percentage of total respondents
Very Successful	1	50.00%
Somewhat Successful	1	50.00%
Slightly Successful	0	0%
Not Successful	0	0%
Total Responses	2	

Q2(d). How successful was the Bridges After-School program in...: increasing my child's self-esteem


Responses	Count	% Percentage of total respondents
Very Successful	1	50.00%
Somewhat Successful	1	50.00%
Slightly Successful	0	0%
Not Successful	0	0%
Total Responses	2	

San Juan Unified School District
2024-25 Bridges After -School Secondary Parent Survey


Q2(e). How successful was the Bridges After-School program in...: increasing my child's ability to better handle his/her emotions?

Responses	Count	%Percentage of total respondents
Very Successful	1	50.00%
Somewhat Successful	1	50.00%
Slightly Successful	0	0%
Not Successful	0	0%
Total Responses	2	


Q2(f). How successful was the Bridges After-School program in...: offering positive social interaction for my child in a safe and enriching environment?

Responses	Count	%Percentage of total respondents
Very Successful	2	100.00%
Somewhat Successful	0	0%
Slightly Successful	0	0%
Not Successful	0	0%
Total Responses	2	


Q3(a). Overall, please rate the successfulness of each area within the Bridges After-School program.: Academic Support/Homework

Responses	Count	%Percentage of total respondents
Very Successful	1	50.00%
Somewhat Successful	1	50.00%
Slightly Successful	0	0%
Not Successful	0	0%
Total Responses	2	

Q3(b). Overall, please rate the successfulness of each area within the Bridges After-School program.: Enrichment Activities



Responses	Count	%Percentage of total respondents
Very Successful	2	100.00%
Somewhat Successful	0	0%
Slightly Successful	0	0%
Not Successful	0	0%
Total Responses	2	

Q3(c). Overall, please rate the successfulness of each area within the Bridges After-School program.: Recreational Activities

Responses	Count	%Percentage of total respondents
Very Successful	2	100.00%
Somewhat Successful	0	0%
Slightly Successful	0	0%
Not Successful	0	0%
Total Responses	2	

San Juan Unified School District
2024-25 Bridges After -School Secondary Parent Survey

**Q3(d). Overall, please rate the successfulness of each area within the Bridges After-School program.:
Parent/Staff Communication**

Responses	Count	%	Percentage of total respondents
Very Successful	2	100.00%	
Somewhat Successful	0	0%	
Slightly Successful	0	0%	
Not Successful	0	0%	
Total Responses	2		

San Juan Unified School District
2024-25 Bridges After -School Secondary School Staff Survey

Q1. Please indicate the school where you were involved in the Bridges After-School program:

Responses	Count	%Percentage of total respondents
Encina ASSETs	29	100.00%
Total Responses	29	

Q2(a). How successful was the Bridges After-School program in...: helping students complete quality homework assignments?

Responses	Count	%Percentage of total respondents
Very Successful	16	57.14%
Somewhat Successful	10	35.71%
Slightly Successful	1	3.57%
Not Successful	1	3.57%
Total Responses	28	

Q2(b). How successful was the Bridges After-School program in...: improving students' attendance?

Responses	Count	%Percentage of total respondents
Very Successful	13	46.43%
Somewhat Successful	12	42.86%
Slightly Successful	1	3.57%
Not Successful	2	7.14%
Total Responses	28	

Q2(c). How successful was the Bridges After-School program in...: improving students' connectedness to school?

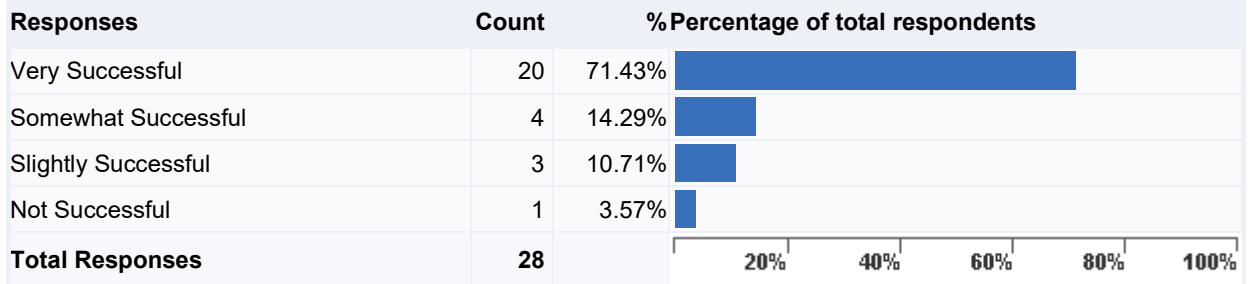
Responses	Count	%Percentage of total respondents
Very Successful	20	71.43%
Somewhat Successful	5	17.86%
Slightly Successful	2	7.14%
Not Successful	1	3.57%
Total Responses	28	

Q2(d). How successful was the Bridges After-School program in...: improving students' interest in school and in school work?

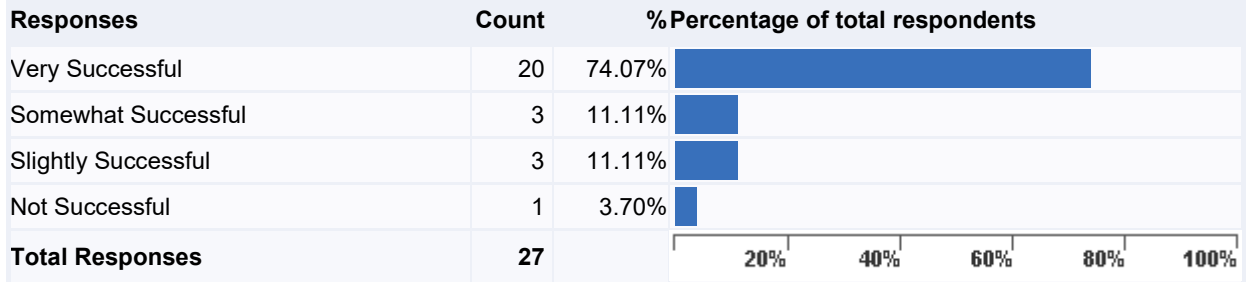
Responses	Count	%Percentage of total respondents
Very Successful	17	60.71%
Somewhat Successful	7	25.00%
Slightly Successful	3	10.71%
Not Successful	1	3.57%
Total Responses	28	

San Juan Unified School District
2024-25 Bridges After -School Secondary School Staff Survey

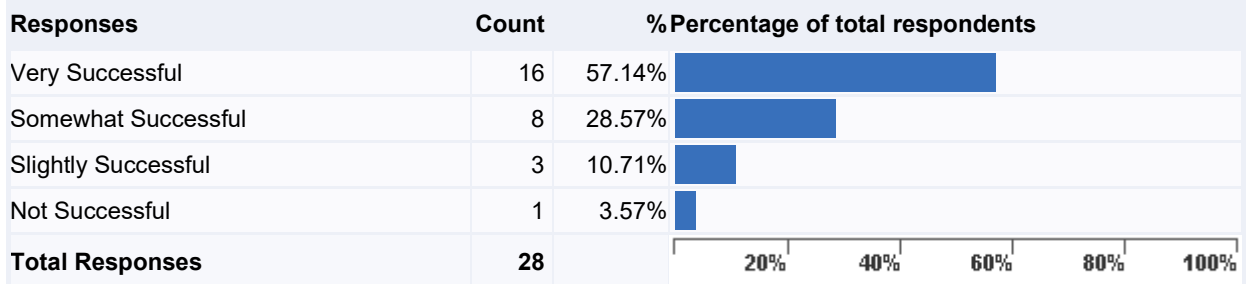
Q2(e). How successful was the Bridges After-School program in...: improving relationships between students and school staff?



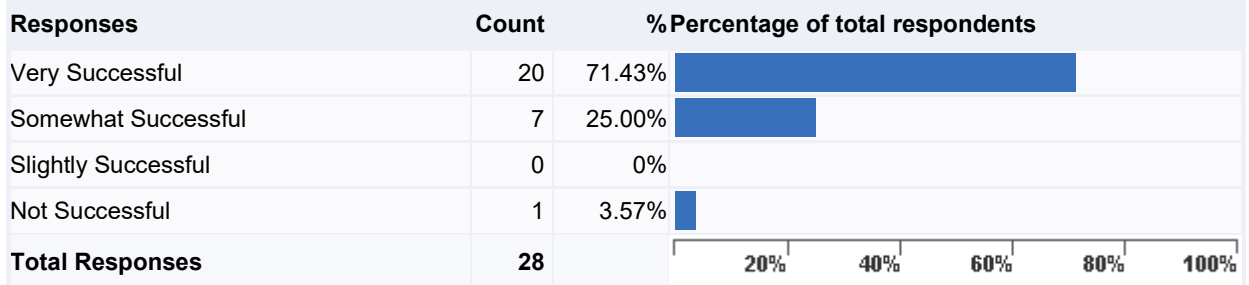
Q2(f). How successful was the Bridges After-School program in...: increasing students' self-esteem?



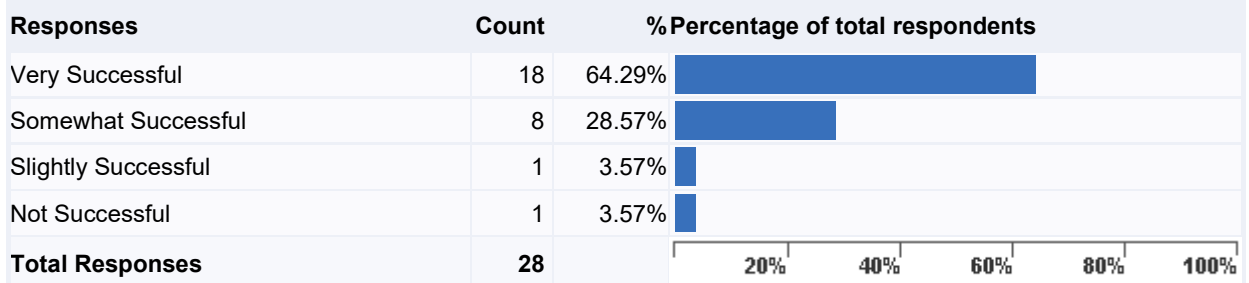
Q2(g). How successful was the Bridges After-School program in...: increasing students' ability to better handle their emotions?



Q2(h). How successful was the Bridges After-School program in...: offering positive social interaction for students in a safe and enriching environment?

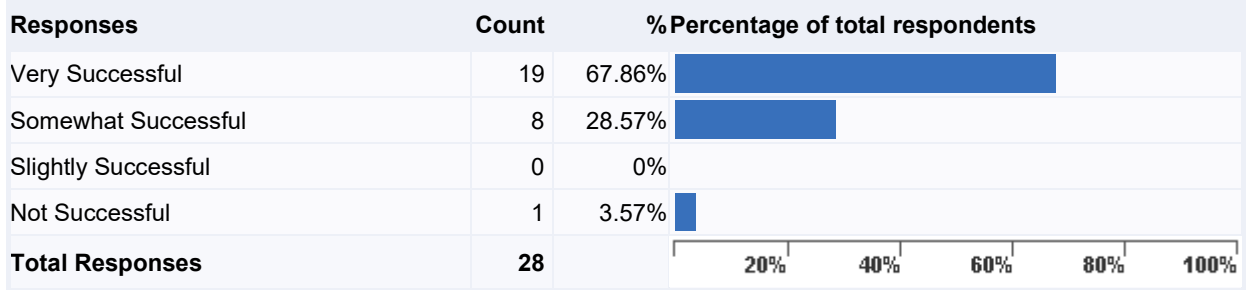


Q3(a). Overall, please rate the successfulness of each area within the Bridges After-School program.: Academic Support/Homework

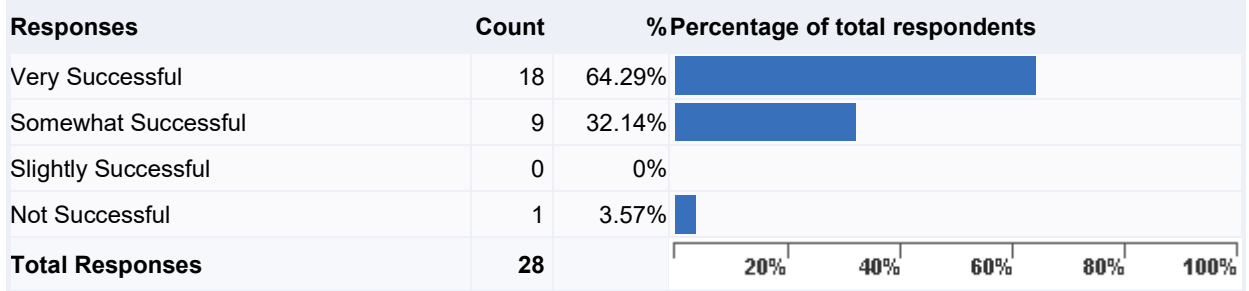


San Juan Unified School District
2024-25 Bridges After -School Secondary School Staff Survey

**Q3(b). Overall, please rate the successfulness of each area within the Bridges After-School program.:
Enrichment Activities**



**Q3(c). Overall, please rate the successfulness of each area within the Bridges After-School program.:
Recreational Activities**



**Q3(d). Overall, please rate the successfulness of each area within the Bridges After-School program.:
Parent/Staff Communication**

