



Name \_\_\_\_\_

# Campground Navigation

Directions: Look at each map and answer the questions below. Use the compass to help.



1. What direction do you travel to go from the tent area to the campers?

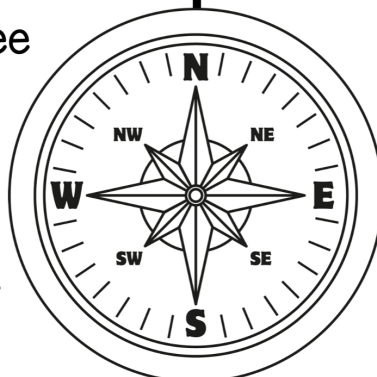
\_\_\_\_\_

2. If you're at the swing set, which direction is the moose?

\_\_\_\_\_

3. How many tents do you see on both maps in all?

\_\_\_\_\_



4. Describe what area of the map the pond is in.

\_\_\_\_\_

5. To get from the outhouse back to your tent which direction do you go?

\_\_\_\_\_

6. Are there more tents or trees between both maps?

\_\_\_\_\_