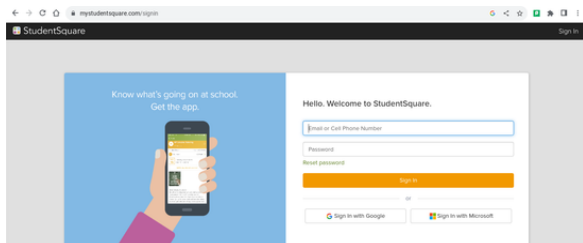


All students in grades 6-12 have access to StudentSquare. They can receive messages from their teachers using either the website or app.

Sign in from the Chromebook

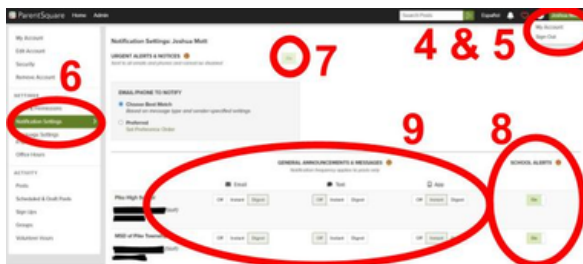
1. Navigate to mystudentsquare.com/signin.
2. Click on "Sign In with Google" and sign in using your Pike Google account.



3. Click on "Accept".



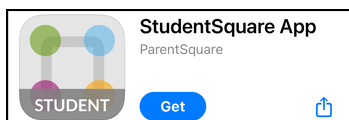
4. Click on name in upper right hand corner.
5. Click on "My Account".
6. Click on "Notification Settings".
7. Turn On "Urgent Alerts & Notices".
8. Turn On "School Alerts" for both Pike High School and MSD of Pike Township.
9. Select how they would like to receive their notifications.



Students who are not using a mobile device will need to develop the habit of checking their email regularly to ensure that they are receiving the announcements from class.

Sign in from the App on a Mobile Device

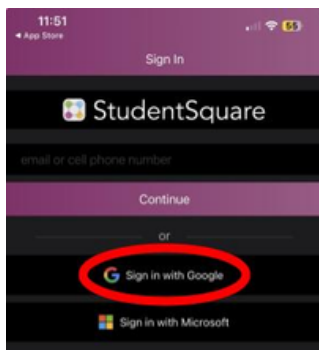
1. Download the StudentSquare App from your app store.



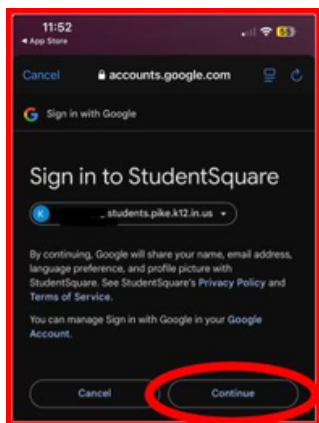
2. Tap "I Agree".



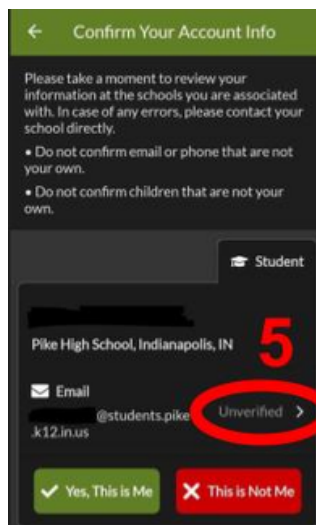
3. Tap on "Sign In with Google" and sign in using your Pike Google account.



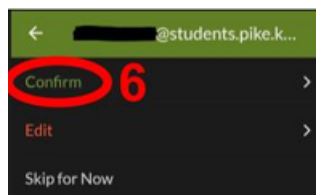
4. Tap "Continue".



5. Tap on "Unverified" next to your email address.



6. Tap on "Confirm".



7. Log-in to your school email.

8. Open the email from ParentSquare.

9. Go back to the StudentSquare App and enter the verification code from email and then tap on "Confirm".

10. Tap on "Yes, This is Me".



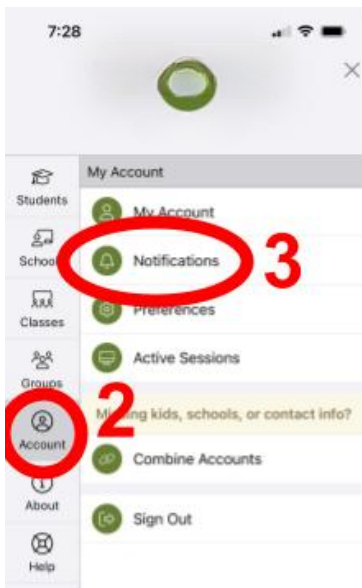
Notifications:

In order for the app to be most effective, students will need to turn on notifications.

1. Tap on the three lines in the upper left hand corner of the Home page.



2. Tap on "Account".
3. Tap on "Notifications".



4. Turn on "School Alerts".
 5. Turn on any combination of "Email Notifications", "Text Notifications", and/or "App Notifications" and then select "Instant".
- *It is suggested that students select whichever combination they are most likely to notice.

