

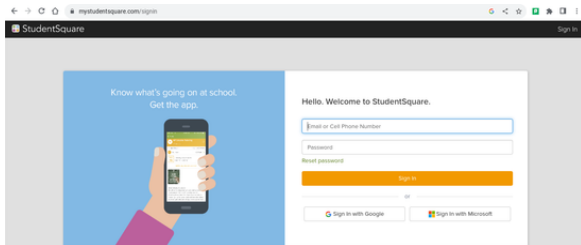


Tout elèv ki nan 6yèm ane pou rive nan 12yèm ane gen aksè a StudentSquare. Yo ka resevwa mesaj nan men pwofesè yo swa sou sit entènèt la oswa sou aplikasyon an.

Konekte sou Chromebook la

Ale sou mystudentsquare.com/signin.

Klike sou "Konekte avèk Google" epi konekte avèk kont Google Pike ou a.



3. Klike sou "Aksepte".



4. Klike sou non an nan kwen anwo dwat la.

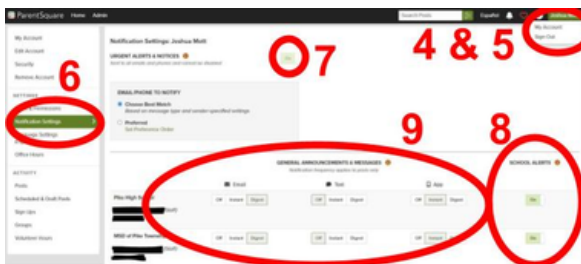
5. Klike sou "Kont mwen".

6. Klike sou "Paramèt Notifikasyon".

7. Aktive "Alèt ak Avi ljan".

8. Aktive "Alèt Lekòl" pou tou de Pike High School ak MSD nan Pike Township.

9. Chwazi kijan yo ta renmen resevwa notifikasyon yo.

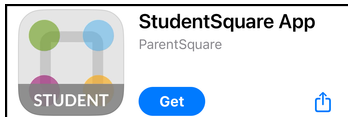


Elèv ki pa sèvi ak yon aparèy mobil ap bezwen pran abitid tcheke imèl yo regilyèman pou asire yo ke y ap resevwa anons ki soti nan klas la.



Konekte nan aplikasyon an sou yon aparèy mobil

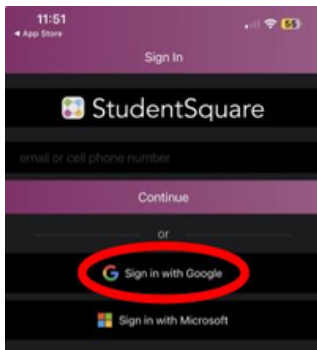
1. Telechaje aplikasyon StudentSquare la nan magazen aplikasyon w lan.



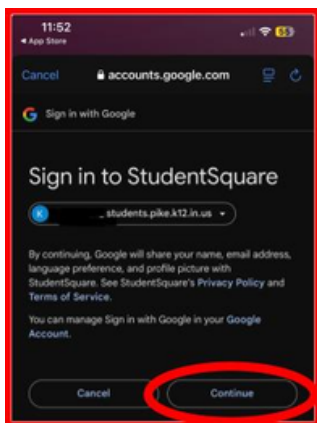
2. Tape "Mwen dakò".



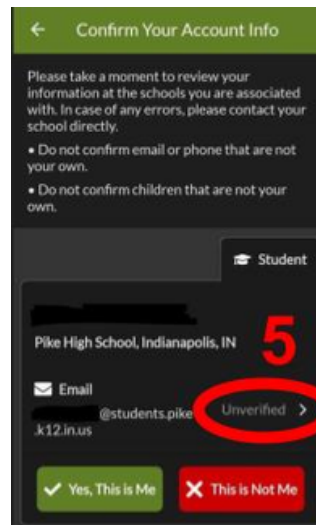
3. Tape sou "Konekte avèk Google" epi konekte avèk kont Google Pike ou a.



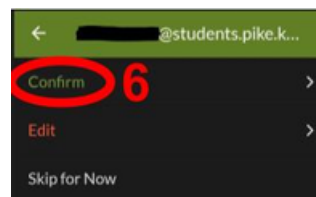
4. Tape sou "Kontinye".



5. Tape sou "Pa verifye" akote adrès imel ou a.



6. Tape sou "Konfime".



7. Konekte sou imèl lekòl ou a.

8. Louvri imèl ParentSquare la.

9. Retounen nan aplikasyon StudentSquare la epi antre kòd verifikasyon ki nan imèl la, epi tape sou "Konfime".

10. Tape sou "Wi, se mwen".



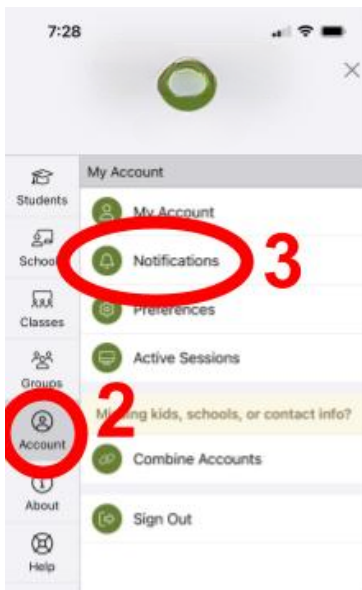
Notifikasyon:

Pou aplikasyon an ka pi efikas, elèv yo ap bezwen aktive notifikasyon yo.

1. Tape sou twa liy ki nan kwen anwo gòch paj dakèy la.



2. Tape sou "Kont".
3. Tape sou "Notifikasyon".



4. Aktive "Alèt Lekòl".
 5. Aktive nenpòt konbinezon "Notifikasyon Imèl", "Notifikasyon Tèks", ak/oswa "Notifikasyon Aplikasyon" epi chwazi "Enstantane".
- *Li sijere pou elèv yo chwazi nenpòt konbinezon yo gen plis chans pou yo remake.

