


Adding Funds To Your Child's Meal Account

A Step-By-Step Guide

For assistance with meal payments, visit the School Nutrition Program at dcsd.net/snp or call the SNP office at 775-782-7613.

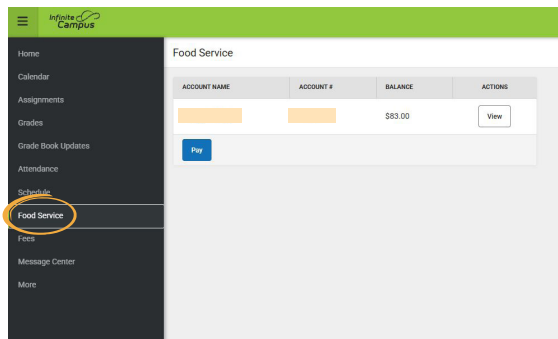
SCAN THE QR CODE BELOW TO LOGIN TO INFINITE CAMPUS!



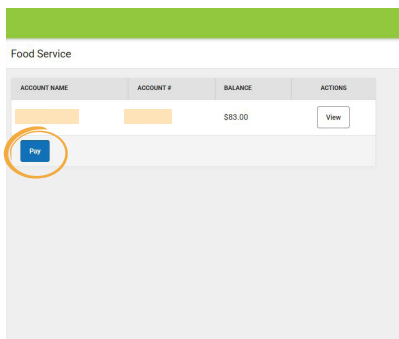
LOG INTO INFINITE CAMPUS PARENT PORTAL

Use a mobile device or desktop to log in to the Infinite Campus Parent Portal. Scan the QR code on this flyer or visit www.dcsd.net/ic to access the IC login page.

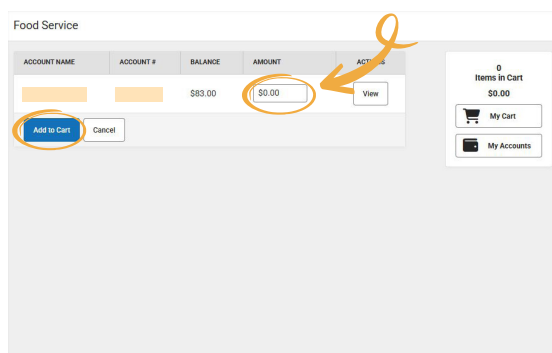
STEP 1: Once signed in, click on “Food Service” in the left-hand menu.



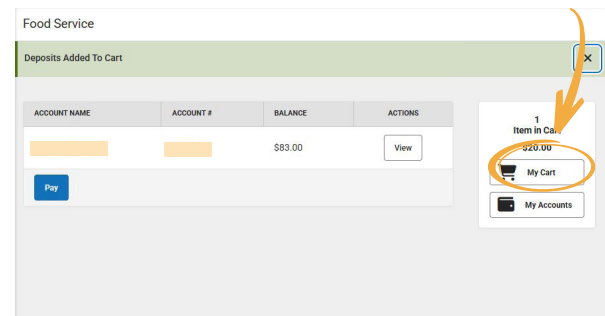
STEP 2: Click the blue “Pay” button located below your student’s name.



STEP 3: Enter the amount of money you would like to add and click “Add to Cart.”



STEP 4: Click on “My Cart” and review your selections to make sure the amount is correct.



STEP 5: Add a payment method and click “Submit Payment.” A confirmation will appear once your payment has been processed.

