ADDENDUM # 02

Project: Mt Diablo Unified School District
Rio Vista Elementary, Mt Diablo Elementary & Meadow Homes Elementary
Acoustic Ceiling Tiles and Shade Coverings
19six #: 23118, 23119, & 23120

Bid #: 1962
Date: August 27, 2025

To all bidders submitting proposals for the above captioned project. This Addendum is hereby included in the Contract Documents to the same extent as though it were originally included therein. The following items modify, add to, delete from, or explain the drawings and/or specifications. The contents of this Addendum shall take precedence over the original specifications and plans. This addendum 02 shall replace addendum 01 in whole.

BID DEADLINE:

The bid time shall not change.

Rio Vista Elementary

Item #1: **G-001 TITLE SHEET** Updates to the sheet names of A-601 and A-602. Addition of Sheet A-603 BLDG 10, 11 & 12 ELEVATIONS – ROLLER SHADES

Item #2: **A-201 BLDG 2, 5, & 7 – WINDOW ROLLER SHADE FLOOR PLAN** Updates to the keynotes to reference the correct sheet and detail number. Update of some shades to Dual Bracket System. Added interior elevation 5

Item #3: **A-202 BLDG 3, 4, 6, 8, 9, 10, 11, & 12 – FLOOR PLAN ROLLER SHADES** Updates to the keynotes to reference the correct sheet and detail number. Added dimensions

Item #4: **A-203 BLDG 1 MU & ELEVATIONS – ROLLER SHADES** Removed sheet

Item #5: **A-211 BLDG 3 & 4 REFLECTED CEILING PLAN** Edited keynote 09.51.A, changed/clarified the ceiling general notes, edited the LEGEND – CEILING to clarify existing ceiling items, and clarified areas of no scope. Changed orientation of the ceiling tiles.

Item #6: **A-212 BLDG 6, 8 & 9 REFLECTED CEILING PLAN** Edited keynote 09.51.A, changed/clarified the ceiling general notes, edited the LEGEND – CEILING to clarify existing ceiling items, and clarified areas of no scope. Changed orientation of the ceiling tiles.

Item #7: **A-601 BDLG 2, 5 & 7 - DETAILS** Removed view 7 from the sheet

Item #8: **A-603 BDLG 10, 11 & 12 ELEVATIONS – ROLLER SHADES** Added sheets and interior views

Item #9: **A-801 SCHEDULE - ROLLER SHADES** Updated the overall schedule to update the shade types in various rooms

Mt Diablo Elementary

Item #1: **A-201 BLDG K, 1, 5 & 8 – WINDOW ROLLER SHADE FLOOR PLAN** Added typical dimensions at Kindergarten 1, Kindergarten 2, and Classroom 3. Updated the keynote detail call outs. Added roller shade tags to the south of building 1. Updated Elevation 4 with new roller shade heights.

Item #2: **A-202 BLDG 2, 3, 4 & 5 – FLOOR PLANS RS** Added typical dimensions windows, updated keynote 01.02.A, and updated the detail references in keynotes 12.03.A & 12.03.B.

Item #3: **A-203 BLDG 6 - FLOOR PLAN RS** Updated interior window shades at the shared classroom, added elevations 2, 3, 4, 5, & 10

Item #4: **A-204 BLDG 9 & 10 - FLOOR PLANS RS** Added sheet to include buildings 9 & 10 in the scope of work.

Item #5: **A-205 BLDG 2, 3 & 4 REFLECTED CEILING PLANS** Edited keynote 09.51.A, changed/clarified the ceiling general notes, edited the LEGEND – CEILING to clarify existing ceiling items, and clarified areas of no scope.

Item #6: **A-206 BLDG 5 REFLECTED CEILING PLAN** Edited keynote 09.51.A, changed/clarified the ceiling general notes, edited the LEGEND – CEILING to clarify existing ceiling items, and clarified areas of no scope.

Item #7: **A-601 BLDG K, 1, 5 & 8 TYPICAL ELEVATIONS AND DETAILS** Edited keynote on detail 6, moved detail 7 to sheet A-602.

Item #8: **A-602 BLDG K, 1, 5 & 8 – REFLECTED CEILING DETAILS** Moved detail 7 from A-601 to detail 2 on sheet A-602.

Item #9: **A-801 SCHEDULE - ROLLER SHADES** Updated the overall schedule to update the shade types in various rooms

Meadow Homes Elementary

Item #1: **G-000 COVER SHEET** Changed Architectural address and consultant information

Item #2: **G-001 TITLE SHEET** Updated Sheet names and vicinity map

Item #3: **G-001 TITLE SHEET** Added sheets A-603, A-604, and A-801

Item #4: **A-201 BLDG A. B. C. D. & E FLOOR PLANS** Edited detail call out on keynotes 01.02.B, 01.02.C, 12.03.A, 12.03.B to call out the corrected detail sheet. Added typical dimensions to windows.

Item #5: **A-202 BLDG F, G, H, I & J FLOOR PLAN RS** Added typical dimensions to windows.

Item #6: **A-203 BLDG A & B REFLECTED CEILING PLAN** Edited keynote 09.51.A, changed/clarified the ceiling general notes, edited the LEGEND – CEILING to clarify existing ceiling items, clarified areas of no scope, and removed a view

Item #7: **A-204 BLDG D & E REFLECTED CEILING PLAN** Edited keynote 09.51.A, changed/clarified the ceiling general notes, edited the LEGEND – CEILING to clarify existing ceiling items, and clarified areas of no scope.

Item #8: **A-603 TYPICAL ELEVATIONS AND DETAILS - RS** Changed elevations 6, 11, 16, 19, 20, & 21

Item #9: **A-604 CEILING DETAILS** Added Sheet

Item #10: **A-801 ROLLER SHADE SCHEDULE** Updated the overall schedule to add dual shades in some classrooms

Specifications

Item #1: **12 24 00 ROLLER SHADES** Update to Section 2.2 Item C. Configuration

ATTACHMENTS:

SPECIFICATIONS
12 24 00 Roller Shades

DRAWINGS
Rio Vista Elementary:
G-001 TITLE SHEET
A-201 BLDG 2, 5, & 7 – WINDOW ROLLER SHADE FLOOR PLAN
A-202 BLDG 3, 4, 6, 8, 9, 10, 11, & 12 – FLOOR PLAN ROLLER SHADES
A-203 BLDG 1 MU & ELEVATIONS – ROLLER SHADES
A-211 BLDG 3 & 4 REFLECTED CEILING PLAN
A-212 BLDG 6, 8 & 9 REFLECTED CEILING PLAN
A-601 BDLG 2, 5 & 7 - DETAILS
A-603 BDLG 10, 11 & 12 ELEVATIONS – ROLLER SHADES
A-801 SCHEDULE - ROLLER SHADES

Mt Diablo Elementary:
A-201 BLDG K, 1, 5 & 8 – WINDOW ROLLER SHADE FLOOR PLAN
A-202 BLDG 2, 3, 4 & 5 – FLOOR PLANS RS
A-203 BLDG 6 - FLOOR PLAN RS
A-204 BLDG 9 & 10 - FLOOR PLANS RS
A-205 BLDG 2, 3 & 4 REFLECTED CEILING PLANS
A-206 BLDG 5 REFLECTED CEILING PLAN
A-601 BLDG K, 1, 5 & 8 TYPICAL ELEVATIONS AND DETAILS
A-602 BLDG K, 1, 5 & 8 – REFLECTED CEILING DETAILS
A-801 SCHEDULE - ROLLER SHADES

DRAWINGS
Meadow Homes Elementary:
G-000 COVER SHEET
G-001 TITLE SHEET
A-201 BLDG A. B. C. D. & E FLOOR PLANS
A-202 BLDG F, G, H, I & J FLOOR PLAN RS
A-203 BLDG A & B REFLECTED CEILING PLAN
A-204 BLDG D & E REFLECTED CEILING PLAN
A-603 TYPICAL ELEVATIONS AND DETAILS - RS
A-604 CEILING DETAILS
A-801 ROLLER SHADE SCHEDULE

Meadow Homes_A#8711 Existing Drawings
Meadow Homes_A#13225 Existing Drawings
Mt Diablo ES_Reference Drawings_11661
Rio Vista_11017 As-Built Drawings *(AMBROSE INTERMEDIATE SCHOOL)*

SECTION 12 24 00 - ROLLER SHADES

PART 1 - GENERAL

1.1 RELATED DOCUMENTS

A. Drawings and general provisions of the Contract, including General and Supplementary Conditions and Division 1 Specification Sections, apply to this Section.

1.2 SUMMARY

A. This Section includes manual roller shades.

B. Related Documents:
   1. Reference "Finish Schedule" for color selection on the plans.

1.3 SUBMITTALS

A. Product Data: For each type of product indicated. Include styles, material descriptions, construction details, dimensions of individual components and profiles, features, finishes, and operating instructions.

B. Shop Drawings: Show location and extent of roller shades. Include elevations, sections, details, and dimensions not shown in Product Data. Show installation details, mountings, attachments to other work, operational clearances, and relationship to adjoining work.

C. Samples for Initial Selection: For each colored component of each type of shade indicated.
   1. Include similar Samples of accessories involving color selection.

D. Samples for Verification:
   1. Complete, full-size operating unit not less than 16 inches wide for each type of roller shade indicated.
   2. For the following products:
      a. Shade Material: Not less than 3 inches square, with specified treatments applied. Mark face of material.

E. Window Treatment Schedule: For roller shades. Use same designations indicated on Drawings.

F. Product Certificates: For each type of roller shade, signed by product manufacturer.

G. Qualification Data: For Installer.

H. Product Test Reports: For each type of roller shade.

I. Product Test Reports: Based on evaluation of comprehensive tests performed by a qualified testing agency, for each type of roller shade.

J. Maintenance Data: For roller shades to include in maintenance manuals. Include the following:
   1. Methods for maintaining roller shades and finishes.
   2. Precautions about cleaning materials and methods that could be detrimental to fabrics, finishes, and performance.
   3. Operating hardware.

1.4 QUALITY ASSURANCE

A. Reference Standards: The 2022 Code of Regulations CCR, CFC, CMC, CPC, CEC Govern.
   1. Title 19 CCR, Public Safety, State Fire Marshall Regulations
   2. Title 24 CCR, Part 1 - 2022 Building Standards Administrative Code
   3. Title 24 CCR, Part 2 - 2022 California Building Code, VOL. 1&2 (CBC) (2018 IBC, as Amended by CA
   4. Title 24 CCR, Part 6 - 2022 California Energy Code
   5. Title 24 CCR, Part 9 - 2022 California Fire Code (CFC) (2018 IFC, as Amended by CA
   6. Title 24 CCR, Part 10 - 2022 California Existing Building Code
   7. Title 24 CCR, Part 11 - 2019 California Green Building Standards Code (Calgreen Code)
   8. Title 24 CCR, Part 12 - 2022 California Reference Standards (Partial List)

B. Installer Qualifications: Fabricator of products.

C. Source Limitations: Obtain roller shades through one source from a single manufacturer. Preferred Manufacturer Mecho Shades

D. Fire-Test-Response Characteristics: Provide roller shade band materials with the fire-test-response characteristics indicated, as determined by testing identical products per test method indicated below by UL or another testing and inspecting agency acceptable to authorities having jurisdiction:
   1. Flame-Resistance Ratings: Passes NFPA 701.

E. Product Standard: Provide roller shades complying with WCMA A 100.1.

1.5 DELIVERY, STORAGE, AND HANDLING

A. Deliver shades in factory packages, marked with manufacturer and product name, fire-test-response characteristics, and location of installation using same designations indicated on Drawings and in a window treatment schedule.

1.6 PROJECT CONDITIONS

A. Environmental Limitations: Do not install roller shades until construction and wet and dirty finish work in spaces, including painting, is complete and ambient temperature and humidity conditions are maintained at the levels indicated for Project when occupied for its intended use.

B. Field Measurements: Where roller shades are indicated to fit to other construction, verify dimensions of other construction by field measurements before fabrication and indicate measurements on Shop Drawings. Allow clearances for operable glazed units' operation hardware throughout the entire operating range. Notify Architect of discrepancies. Coordinate fabrication schedule with construction progress to avoid delaying the Work.

1.7 WARRANTY

A. Special Warranty: Manufacturer's standard form in which manufacturer agrees to repair or replace components of roller shades that fails in materials or workmanship within specified warranty period.
   1. Warranty Period: 10 years as noted on the manufacturers warrantee.

B. Installer’s Warranty: 1 year.

1.8 EXTRA MATERIALS

A. Furnish extra materials described below that match products installed and that are packaged with protective covering for storage and identified with labels describing contents.
   1. Rollers Shades: Before installation begins, for each size, color, texture, and pattern indicated, full-size units equal to 5 percent of amount installed, but not fewer than 2 units.

PART 2 - PRODUCTS

2.1 MANUFACTURERS

A. Roller Shades: Subject to compliance with requirements, provide either the named product or an equal product by one of the other manufacturers specified.
   1. Slim Line by MechoShade Systems, Inc.

2.2 ROLLER SHADES

A. Type: Manually operated shades:

B. Mounting: Surface mounted with fascia.

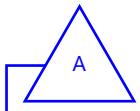

C. Configuration:
   1. Dual Bracket with either SoHo (3% openness) **OR** Eco Veil Screens (3% openness) and Blackout Fabric (see finish schedule on drawings)
   2. Single Bracket with SoHo (see finish schedule on drawings) – Provide 1% openness Factor for single bracket systems
   3. Single bracket with Chelsea Blackout 0250 series (see Mt Diablo Elementary – Building 6 Shared Work Room).

D. Solar Shadecloth:
   1. ThermoVeil 1300 Series basket weave shadecloths in 2 non-directional 2 x 2 basket-weave. Uniform scrim effect at the window wall with appropriate densities for sun control.
   2. Content: 79% vinyl, 21% polyester core.
   3. UV Test 200 sun-fade hours: None
   4. 500 sun-fade hours: 5%.
   5. Openness Factor: ±3%.
   6. Colors: Dove Grey 1605 or Dove Grey 1905 (see schedule for selections)

E. Light Filtering Fabric:
   1. Mechoshade Systems Inc.
   2. Product Name: Eco Veil Screens
   3. Colors: As selected from manufacturers full range of colors or as noted on plans.
   4. Physical Characteristics:
      a. Type: TPO (thermoplastic olefin)
      b. Thickness: .043 inches
      c. Weight: 15.3 oz/sq yd
      d. Openness: 3%
      e. Max width: 100 inches
   5. Performance:

a. Flame Retardant meets NFPA 701
b. GreenGuard Indoor Air Quality Certified
c. 100% recyclable

F. Blackout Fabric
1. Mecoshade Systems Inc.
2. Product Name: Chelsea Blackout 0250 series
3. Colors: Shale 0254
4. Physical Characteristics:
a. Type: 50% Acrylic Coating & 50% Polyester
b. Thickness: .018 inches
c. Weight: 11.50oz/sq yd
d. Openness: 0%
e. Max width: 126 inches
5. Performance:
a. Flame Retardant meets NFPA 701
b. GreenGuard Indoor Air Quality Certified

2.3 ACCESSORIES

A. Fascia type:
1. Continuous removable extruded aluminum fascia that attaches to shade mounting brackets without the use of adhesives, magnetic strips, or exposed fasteners.
2. Fascia shall be able to be installed across two or more shade bands in one piece.
3. Fascia shall fully conceal brackets, shade roller and fabric on the tube.
4. Provide bracket / fascia end caps where mounting conditions expose outside of roller shade brackets.
5. Notching of Fascia for manual chain shall not be acceptable.

2.4 SHADE BAND

A. Shade Bands: Construction of shade band includes the fabric, the hem weight, hem-pocket, shade roller tube, and the attachment of the shade band to the roller tube. Sewn hems and open hem pockets are not acceptable.
1. Hem Pockets and Hem Weights: Fabric hem pocket with RF-welded seams (including welded ends) and concealed hem weights. Hem weights shall be of appropriate size and weight for shade band. Hem weight shall be continuous inside a sealed hem pocket. Hem pocket construction and hem weights shall be similar, for all shades within one room.
2. Shade Band and Shade Roller Attachment:
a. Use extruded aluminum shade roller tube of a diameter and wall thickness required to support shade fabric without excessive deflection. Roller tubes

less than 1.55 inch in diameter for manual shades, and less than 2.55 inches for motorize shades are not acceptable.

b. Provide for positive mechanical engagement with drive / brake mechanism.

c. Provide for positive mechanical attachment of shade band to roller tube; shade band shall be made removable / replaceable with a "snap-on" snap-off" spline mounting, without having to remove shade roller from shade brackets.

d. Mounting spline shall not require use of adhesives, adhesive tapes, staples, and/or rivets.

e. Any method of attaching shade band to roller tube that requires the use of: adhesive, adhesive tapes, staples, and/or rivets are not acceptable.

2.5 SHADE FABRICATION

A. Fabricate units to completely fill existing openings from head to sill and jamb-to-jamb, unless specifically indicated otherwise.

B. Fabricate shadecloth to hang flat without buckling or distortion. Fabricate with heat-sealed trimmed edges to hang straight without curling or raveling. Fabricate unguided shadecloth to roll true and straight without shifting sideways more than 1/8 inch in either direction per 8 feet of shade height due to warp distortion or weave design. Fabricate hem as follows:

1. Standard concealed hem bar.

2.6 COMPONENTS

A. Access and Material Requirements:

1. Provide shade hardware allowing for the removal of shade roller tube from brackets without removing hardware from opening and without requiring end or center supports to be removed.
2. Provide shade hardware that allows for removal and re-mounting of the shade bands without having to remove the shade tube, drive or operating support brackets.
3. Use only Delrin engineered plastics by DuPont for all plastic components of shade hardware. Styrene based plastics, and /or polyester, or reinforced polyester will not be acceptable.

B. Manual Operated Chain Drive Hardware and Brackets:

1. Provide for universal, regular and offset drive capacity, allowing drive chain to fall at front, rear or non-offset for all shade drive end brackets. Universal offset shall be adjustable for future change.

2. Provide hardware capable for installation of a removable fascia, for both regular and/or reverse roll, which shall be installed without exposed fastening devices of any kind.
3. Provide shade hardware system that allows for removable regular and/or reverse roll fascias to be mounted continuously across two or more shade bands without requiring exposed fasteners of any kind.
4. Provide shade hardware system that allows for operation of multiple shade bands (multi-banded shades) by a single chain operator, subject to manufacturer's design criteria. Connectors shall be offset to assure alignment from the first to the last shade band.
5. Provide shade hardware system that allows multi-banded manually operated shades to be capable of smooth operation when the axis is offset a maximum of 6 degrees on each side of the plane perpendicular to the radial line of the curve, for a 12 degrees total offset.
6. Provide positive mechanical engagement of drive mechanism to shade roller tube. Friction fit connectors for drive mechanism connection to shade roller tube are not acceptable
7. Provide shade hardware constructed of minimum 1/8-inch thick plated steel or heavier as required to support 150 percent of the full weight of each shade.
8. Drive Bracket / Brake Assembly:
    a. MechoShade Drive Bracket model shall be fully integrated with all MechoShade accessories, including, but not limited to: SnapLoc fascia, room darkening side / sill channels, center supports and connectors for multi-banded shades.
    b. M5 drive sprocket and brake assembly shall rotate and be supported on a welded 3/8 inch steel pin.
    c. The brake shall be an over-running clutch design which disengages to 90 percent during the raising and lowering of a shade. The brake shall withstand a pull force of 50 lbs. in the stopped position.
    d. The braking mechanism shall be applied to an oil-impregnated hub on to which the brake system is mounted. The oil impregnated hub design includes an articulated brake assembly, which assures a smooth, non-jerky operation in raising and lowering the shades. The assembly shall be permanently lubricated. Products that require externally applied lubrication and or not permanently lubricated are not acceptable.
    e. The entire M5 assembly shall be fully mounted on the steel support bracket, and fully independent of the shade tube assembly, which may be removed and reinstalled without effecting the roller shade limit adjustments.
9. Drive Chain: #10 qualified stainless steel chain rated to 90 lb. minimum breaking strength. Nickel plate chain shall not be accepted.

PART 3 - EXECUTION

3.1 EXAMINATION

A. Examine substrates, areas, and conditions, with Installer present, for compliance with requirements for installation tolerances, operational clearances, and other conditions affecting performance.
   1. Proceed with installation only after unsatisfactory conditions have been corrected.

3.2 ROLLER SHADE INSTALLATION

A. Install roller shades level, plumb, and aligned with adjacent units according to manufacturer's written instructions, and located so shade band is not closer than 2 inches to interior face of glass. Allow clearances for window operation hardware.

3.3 ADJUSTING

A. Adjust and balance roller shades to operate smoothly, easily, safely, and free from binding or malfunction throughout entire operational range.

3.4 CLEANING AND PROTECTION

A. Clean roller shade surfaces after installation, according to manufacturer's written instructions.

B. Provide final protection and maintain conditions, in a manner acceptable to manufacturer and Installer, that ensure that roller shades are without damage or deterioration at time of Substantial Completion.

C. Replace damaged roller shades that cannot be repaired, in a manner approved by Architect, before time of Substantial Completion.

END OF SECTION 12 24 00

MOUNT DIABLO UNIFIED SCHOOL DISTRICT
RIO VISTA ES ACOUSTICAL CEILING TILE AND SHADE COVERINGS

AUGUST 27, 2025

CONSTRUCTION DOCUMENTS

196

991 W HEDDING ST., SUITE 101
SAN JOSE, CA 95126
TEL (408) 715-4470

PROFESSIONAL STAMP

REVISIONS

NO.	DATE	DESCRIPTION
A	08/18/2025	ADDENDUM #2

THE ARCHITECT DOES NOT REPRESENT THAT THESE PLANS OR THE SPECIFICATIONS ARE SUITABLE FOR ANY SITE OTHER THAN THE ONE FOR WHICH THEY WERE SPECIFICALLY PREPARED. THE ARCHITECT DISCLAIMS RESPONSIBILITY FOR THESE PLANS AND SPECIFICATIONS IF THEY ARE USED IN WHOLE OR IN PART AT ANY OTHER SITE. WRITTEN DIMENSIONS ON THESE DRAWINGS SHALL HAVE PRECEDENCE OVER SCALED DIMENSIONS.

PROJECT OWNER & TITLE

MOUNT DIABLO UNIFIED SCHOOL DISTRICT
1936 Carlotta Dr. Concord
Concord, CA 94519

RIO VISTA ES ACOUSTICAL CEILING TILE AND SHADE COVERINGS
611 Pacifica Ave
Bay Point, CA 94565

SHEET TITLE

COVER SHEET

DRAWN BY: DV JOB NUMBER: 23118.01

SHEET NO.

G-000

DATE: AUGUST 20, 2025

CONSTRUCTION DOCUMENTS

DATE PLOTTED: 8/20/2025 9:34:32 AM FILE LOCATION: Autodesk Docs://MDUSD - Roller Shades/23118_MTDUSD_RIO VISTA es MOD_INC01-A22.rvt

MOUNT DIABLO UNIFIED SCHOOL DISTRICT

RIO VISTA ES ACOUSTICAL CEILING TILE AND SHADE COVERINGS

SYMBOLS

DRAFTING ITEMS

- DATUM - CONTROL POINT
- DIMENSION LINE AND TICK
- MATCHLINE - SEE: 1 / A101
- BREAK LINE
- 01.23.A KEYNOTE
- Name / Elevation PROJECT LEVEL MARKER
- 0 COLUMN GRID MARKER
- REVISION CLOUD
- 1 REVISION TAG
- PROJECT NORTH
- PROJECT NORTH ARROW
- 101AA DOOR MARK
- OUTLINE OF HIDDEN OBJECT, N.I.C. ITEM, REMOVED MATERIAL

VIEW REFERENCES

- 1 / A101 SIM — VIEW REFERENCE / SHEET REFERENCE
- 1 / A101 SIM — DETAIL VIEW
- 1 / A101 TYP. — SECTION VIEW
- 1 / A101 SIM — ENLARGED VIEW
- 1A / A-101 / 1A / 1A — INTERIOR ELEVATION; VIEW REFERENCE / SHEET REFERENCE
- 99 / A1-100 — EXTERIOR ELEVATION
- A ROLLER SHADE MARK AND TYPE

ABBREVIATIONS

@	AT	LAV	LAVATORY
℄	CENTER LINE	MATL	MATERIAL
d	PENNY	MAX	MAXIMUM
0#	POUND	MB	MACHINE BOLT
⊥	PERPENDICULAR	MECH	MECHANICAL
∠	ANGLE	MFR	MANUFACTURE OR MANUFACTURER
AB	ANCHOR BOLT	MH	MAN HOLE
AC	ASPHALTIC CONCRETE	MIN	MINIMUM
ACT	ACOUSTICAL CEILING TILE	MISC	MISCELLANEOUS
AFF	ABOVE FINISH FLOOR	MIR	MIRROR
ALT	ALTERNATE	MTG	MOUNTING
ALUM	ALUMINUM	N	NORTH
ANOD	ANODIZED	(N)	NEW
APPROX	APPROXIMATE	NIC	NOT IN CONTRACT
ARCH	ARCHITECT OR ARCHITECTURAL	NO OR #	NUMBER
BD	BOARD	NTS	NOT TO SCALE
BLDG	BUILDING	OC	ON CENTER
BLK(G)	BLOCK(ING)	OD	OUTSIDE DIAMETER
BOB	BOTTOM OF BEAM	OPNG	OPENING
BM	BEAM	PL	PLATE OR PROPERTY LINE
CB	CATCH BASIN	PLAM	PLASTIC LAMINATE
CI	CAST IRON	PLAS	PLASTER (NUMBER - SEE SPECS)
CJ	CONSTRUCTION JOINT	PCC	PLAIN CEMENT CONCRETE
CLG	CEILING	PLYWD	PLYWOOD
CLR	CLEAR	PNT	PAINT (NUMBER - SEE SPECS)
CMU	CONCRETE MASONRY UNIT	PTD	PAPER TOWEL DISPENSER
CO	CLEAN OUT	PTDF	PRESSURE TREATED DOUGLAS FUR
COL	COLUMN	QT	QUARRY TILE
CONC	CONCRETE	RD	ROOF DRAIN
CONT	CONTINUOUS	REF	REFRIGERATOR
CSK	COUNTERSINK	REINF	REINFORCE OR REINFORCING
CW	COLD WATER	RH	ROUND HEAD
CH	CHANNEL	RM	ROOM
DBL	DOUBLE	RO	ROUGH OPENING
DEPT	DEPARTMENT	S	SOUTH
DET	DETAIL	S.C.D.	SEE CIVIL DRAWINGS
DF	DRINKING FOUNTAIN	SCH	SCHEDULE
DIA	DIAMETER	SD	STORM DRAIN
DIAG	DIAGONAL	S.E.D.	SEE ELECTRICAL DRAWINGS
DN	DOWN	SHR	SHOWER
DS	DOWNSPOUT	SHT	SHEET
DWG	DRAWING	SHTHG	SHEATHING
E	EAST	SIM	SIMILAR
(E)	EXISTING	S.L.D.	SEE LANDSCAPE DRAWINGS
EB	EXPANSION BOLT	SMACNA	THE ARCH SHEET METAL MANUAL
EJ	EXPANSION JOINT	S.MP.D	SEE MECHANICAL/PLUMBING DRAWINGS
ELEV	ELEVATION	SPEC	SPECIFICATION
ELEC	ELECTRIC(AL)	SQ	SQUARE
EP	EDGE OF PAVING	S.S.D.	SEE STRUCTURAL DRAWINGS
EQ	EQUAL	SSTL	STAINLESS STEEL
EQUIP	EQUIPMENT	STD	STANDARD
FD	FLOOR DRAIN	S.T.D.	SEE TECHNOLOGY DRAWINGS
FE(C)	FIRE EXTINGUISHER (& CABINET)	STL	STEEL
FF	FINISHED FLOOR	SUSP	SUSPENDED
FG	FINISHED GRADE	SYM	SYMMETRICAL
FH	FLAT HEAD OR FIRE HYDRANT	TSCD	TOILET SEAT COVER DISPENSER
FIN	FINISH	TOB	TOP OF BEAM
FL	FLOW LINE	TOC	TOP OF CURB OR TOP OF CONCRETE
FLG	FLASHING	TCB	TOP OF CATCH BASIN
FLR	FLOOR	TEL	TELEPHONE
FOC	FACE OF CONCRETE	TEMP	TEMPERATURE OR TEMPERED
FOF	FACE OF FINISH	T&G	TONGUE & GROOVE
FOM	FACE OF MASONRY	TP	TOP OF PAVING
FOS	FACE OF STUD	TS	STRUCTURAL TUBING
FRP	FIBERGLASS REINFORCED PANEL	TTD	TOILET TISSUE DISPENSER
FT	FOOT OR FEET	TV	TELEVISION
FTG	FOOTING	TOW	TOP OF WALL
GA	GAUGE	TYP	TYPICAL (ITEMS TYPICAL UNLESS SHOWN OR NOTED OTHERWISE)
GALV	GALVANIZED	UON	UNLESS OTHERWISE NOTED
GB	GRAB BAR, GRADE BREAK	VCT	VINYL COMPOSITION TILE
GL	GLASS	VERT	VERTICAL
GLB	GLUE LAMINATED BEAM	VGDF	VERTICAL GRAIN DOUGLAS FIR
GYP	GYPSUM	VTR	VENT THRU ROOF
GWB	GYPSUM WALL BOARD	W	WEST
HB	HOSE BIBB	WC	WATER CLOSET
HDR	HEADER	W.C.	WHEELCHAIR ACCESSIBLE
HGT	HEIGHT	WD	WOOD
HORIZ	HORIZONTAL	WF	WIDE FLANGE
HSD	HAND SOAP DISPENSER	WH	WATER HEATER
HTR	HEATER	WP	WATERPROOF
HVAC	HEATING/VENTILATING/AIR CONDITIONING	WS	WOOD SCREW
		WSCT	WAINSCOT
ID	INSIDE DIAMETER	WWF	WELDED WIRE FABRIC
INSUL	INSULATION OR INSULATED	W/	WITH
INV	INVERT	W/O	WITHOUT
		R.U.D.	ROLLED UP DIAMETER

GENERAL PROJECT NOTES - K12

1. ALL WORK SHALL CONFORM TO 2022 TITLE 24 CALIFORNIA CODE OF REGULATIONS (CCR).
2. THE PROJECT MANUAL AND SPECIFICATIONS IN CONJUNCTION WITH THESE DRAWINGS AND REFERENCES SHALL FORM A PART OF THE CONTRACT AND SHALL BE REFERRED TO AS THE "DOCUMENTS." THE DOCUMENTS DEFINE THE WORK TO BE PERFORMED AS AGREED TO IN THE CONTRACT.
3. CHANGES TO APPROVED DRAWINGS AND SPECIFICATIONS SHALL BE MADE BY AN ADDENDUM OR A CONSTRUCTION CHANGE DOCUMENT (CCD) APPROVED BY THE DIVISION OF THE STATE ARCHITECT AS REQUIRED BY SECTION 4-338, PART 1, T24 CCR.
4. A DSA CERTIFIED **INSPECTOR CLASS 3** SHALL BE EMPLOYED BY THE DISTRICT AND SHALL PROVIDE CONTINUOUS INSPECTION OF THE WORK. THE DUTIES OF THE INSPECTION ARE DEFINED IN SECTION 4-342, PART 1, T24, CCR.
5. APPARENT DISCREPANCIES ON DRAWINGS AND/OR SPECIFICATIONS SHALL BE REPORTED TO THE ARCHITECT BEFORE PROCEEDING WITH THE WORK.
6. ANY DIFFERENCE BETWEEN THE EXISTING CONSTRUCTION AS OBSERVED IN THE FIELD AND AS SHOWN ON THE DRAWING SHALL BE REPORTED TO THE ARCHITECT BEFORE PROCEEDING WITH THE WORK.
7. THE CONTRACTOR SHALL VERIFY ALL DIMENSIONS PRIOR TO STARTING WORK. THE ARCHITECT SHALL BE NOTIFIED OF ANY DISCREPANCIES OR INCONSISTENCIES. THE CONTRACTOR IS RESPONSIBLE FOR CHECKING AND COORDINATING DIMENSIONS.
8. IT SHALL BE THE RESPONSIBILITY OF THE GENERAL CONTRACTOR TO ENSURE THAT ALL APPLICABLE SAFETY LAWS ARE STRICTLY ENFORCED AND TO MAINTAIN A SAFE CONSTRUCTION PROJECT.
9. IT SHALL BE THE RESPONSIBILITY OF THE GENERAL CONTRACTOR TO PROVIDE SUPERVISION OF THE CONSTRUCTION WORK TO ENSURE THAT IT IS BUILT IN CONFORMANCE WITH THE APPROVED PLANS AND SPECIFICATIONS. THE ARCHITECT WILL PROVIDE ONLY PERIODIC OBSERVATION OF THE WORK. SEE NOTE 4 FOR DSA INSPECTION REQUIREMENTS.
10. ANY DAMAGE DONE TO THE EXISTING CONSTRUCTION DURING THE COURSE OF THIS WORK SHALL BE REPLACED BY THE CONTRACTOR AT THE CONTRACTOR'S EXPENSE WITH NO ADDITIONAL COST TO THE OWNER.
11. GRADING PLANS, DRAINAGE IMPROVEMENTS, ROAD & ACCESS REQUIREMENTS AND ENVIRONMENTAL HEALTH CONSIDERATIONS SHALL COMPLY WITH ALL LOCAL ORDINANCES.
12. THE SEISMIC ANCHORAGE OF MECHANICAL AND ELECTRICAL EQUIPMENT SHALL CONFORM TO CCR TITLE 24, 2022 CBC SECTION 1616A.1.18 AND ASCE-7-16 SECTION 13.6 ANCHORAGE DETAILS FOR ROOF/FLOOR MOUNTED EQUIPMENT SHALL BE SHOWN ON PLANS.
13. CUTTING, BORING, SAW CUTTING OR DRILLING THROUGH THE NEW OR EXISTING STRUCTURAL ELEMENTS TO BE DONE ONLY WHEN SO DETAILED IN THE DRAWINGS OR ACCEPTED BY THE ARCHITECT AND THE STRUCTURAL ENGINEER WITH THE APPROVAL OF DSA REPRESENTATIVE. ALL WELDING SHALL BE SPECIALLY INSPECTED BY AN AWS-CWI QUALIFIED INSPECTOR APPROVED BY DSA. ALL BRACING OF DUCTS AND PIPING SHALL BE INSTALLED AS APPROVED BY DSA. WHERE BRACING DETAILS ARE NOT SHOWN ON THE DRAWINGS, THE FIELD INSTALLATION SHALL BE SUBJECT TO THE APPROVAL OF THE ARCHITECT, MECHANICAL ENGINEER AND FIELD ENGINEER. A COPY OF THE DRAWINGS APPROVED BY DSA SHALL BE PROVIDED BY THE CONTRACTOR AND KEPT ON THE JOB AT ALL TIMES.
14. THE INTENT OF THESE DRAWINGS AND SPECIFICATIONS IS THAT THE WORK OF THE ALTERATION, REHABILITATION OR RECONSTRUCTION IS TO BE IN ACCORDANCE WITH TITLE 24, CALIFORNIA CODE OF REGULATIONS. SHOULD ANY EXISTING CONDITIONS SUCH AS DETERIORATION OR NON-COMPLYING CONSTRUCTION BE DISCOVERED WHICH IS NOT COVERED BY THE CONTRACT DOCUMENTS WHEREIN THE FINISHED WORK WILL NOT COMPLY WITH TITLE 24, CALIFORNIA CODE OF REGULATIONS, A CONSTRUCTION CHANGE DOCUMENT, OR A SEPARATE SET OF PLANS AND SPECIFICATIONS, DETAILING AND SPECIFYING THE REQUIRED WORK SHALL BE SUBMITTED TO AND APPROVED BY THE DIVISION OF THE STATE ARCHITECT BEFORE PROCEEDING WITH THE WORK.
15. A DSA ACCEPTED TESTING LABORATORY DIRECTLY EMPLOYED BY THE SCHOOL DISTRICT (OWNER) SHALL CONDUCT ALL THE REQUIRED TESTS AND INSPECTIONS FOR THE PROJECT.
16. IT SHALL BE THE RESPONSIBILITY OF THE GENERAL CONTRACTOR TO COMPLY WITH CFC CHAPTER 33 - FIRE SAFETY DURING CONSTRUCTION AND DEMOLITION.
17. DO NOT SCALE DRAWINGS, DIMENSIONS SHOWN SHALL TAKE PRECEDENCE OVER DRAWING SCALE. WHENEVER DSA FINDS ANY CONSTRUCTION WORK IS BEING PERFORMED IN A MANNER CONTRARY TO THE PROVISIONS OF THE CALIFORNIA BUILDING CODE AND THAT WOULD COMPROMISE THE STRUCTURAL INTEGRITY OF THE BUILDING, THE DEPARTMENT OF GENERAL SERVICES, STATE OF CALIFORNIA, IS AUTHORIZED TO ISSUE A STOP WORK ORDER PER SECTION 4-334.1 CALIFORNIA ADMINISTRATIVE CODE (PART 1, TITLE 24, CCR).
18. TITLE 24 PARTS 1-5 AND 9 MUST BE KEPT ON SITE DURING CONSTRUCTION
19. ALL STRUCTURAL, ARCHITECTURAL, MECHANICAL, ELECTRICAL, AND PLUMBING MATERIALS INSTALLATION TO COMPLY WITH APPLICABLE CODES, STANDARDS, AND MANUFACTURER'S RECOMMENDATIONS.
20. PROJECT INSPECTION (PI) SHALL WITNESS AND VERIFY GROUNDING.
21. SUBSTITUTION OF PRODUCTS OR CONSTRUCTION PROCESS WHICH AFFECT THE STRUCTURAL SAFETY, FIRE AND LIFE-SAFETY, OR ACCESSIBILITY OF THIS PROJECT SHALL BE SUBMITTED TO DSA FOR REVIEW AND APPROVAL AS AN ADDENDUM OR CONSTRUCTION CHANGE DOCUMENT.

FEMA FLOOD MAP

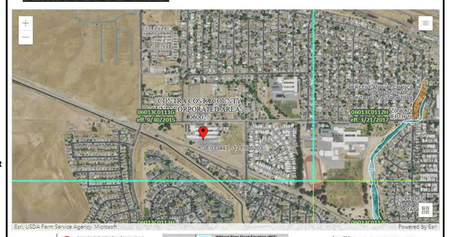

ZONE: X

PROJECT DESCRIPTION

- ROLLER SHADES INSTALLATION AT CLASSROOM BUILDINGS 2, 3, 4, 5, 6, 7, 8, 9, 10, 11, & 12
- INSTALLATION OF ACOUSTICAL CEILING TILE AT CLASSROOM BUILDINGS 3, 4, 6, 8, & 9

SHEET #	SHEET NAME	REV #	DATE
1. OVERALL GENERAL INFORMATION			
G-000	COVER SHEET		
G-001	TITLE SHEET	A	08/18/2025
GENERAL SHEETS TOTAL: 2			
4. ARCHITECTURAL DRAWINGS			
A-201	BLDG 2, 5, & 7 - WINDOW ROLLER SHADE FLOOR PLAN		
A-202	BLDG 3,4,6,8,9,10,11 & 12 - FLOOR PLAN - ROLLER SHADES	A	08/18/2025
A-211	BLDG 3 & 4 - REFLECTED CEILING PLAN	A	08/18/2025
A-212	BLDG 6, 8 & 9 - REFLECTED CEILING PLAN	A	08/18/2025
A-601	CEILING DETAILS		
A-602	INTERIOR ELEVATIONS -ROLLER SHADES		
A-603	BLDG 10, 11 & 12 ELEVATIONS - ROLLER SHADES	A	08/18/2025
A-801	SCHEDULE - ROLLER SHADES		
ARCHITECTURAL SHEETS TOTAL: 8			
OVERALL SHEET TOTAL: 10			

VICINITY MAP

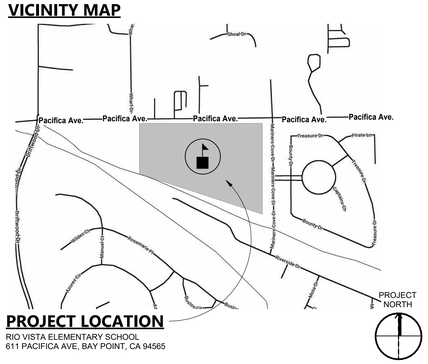
Pacifica Ave.
Pacifica Ave.
Pacifica Ave.
Pacifica Ave.
Pacifica Ave.
Treasure Dr.
Private Dr.
Bay Point Blvd
Bay Point Blvd
Bay Point Blvd

WINDOW ROLLER SCHEDULE

ROOM	WIDTH	HEIGHT	SHADE TYPE	TAG	DETAIL	NOTES
BUILDING 2						
203 STORAGE	92"	27"	SINGLE	A1	1/A-601	SOHO - DOVE GREY 1605
204 OFFICE	92"	27"	SINGLE	A1	1/A-601	SOHO - DOVE GREY 1605
204 OFFICE	92"	27"	SINGLE	A1	1/A-601	SOHO - DOVE GREY 1605
205 READING ROOM	92"	109"	DUAL	B2	3/A-601	SOHO - DOVE GREY 1905 & CHELSEA BLACKOUT - SHALE 0254
205 READING ROOM	92"	109"	DUAL	B2	3/A-601	SOHO - DOVE GREY 1905 & CHELSEA BLACKOUT - SHALE 0254
205 READING ROOM	92"	109"	DUAL	B2	3/A-601	SOHO - DOVE GREY 1905 & CHELSEA BLACKOUT - SHALE 0254
205 READING ROOM	92"	109"	DUAL	B2	3/A-601	SOHO - DOVE GREY 1905 & CHELSEA BLACKOUT - SHALE 0254
205 READING ROOM	92"	109"	DUAL	B2	3/A-601	SOHO - DOVE GREY 1905 & CHELSEA BLACKOUT - SHALE 0254
208 OFFICE	44"	27"	SINGLE	A	1/A-601	SOHO - DOVE GREY 1605
208 OFFICE	44"	27"	SINGLE	A	1/A-601	SOHO - DOVE GREY 1605
208 OFFICE	44"	27"	SINGLE	A	1/A-601	SOHO - DOVE GREY 1605
C12 CLASSROOM	90"	109"	DUAL	B1	3/A-601	SOHO - DOVE GREY 1905 & CHELSEA BLACKOUT - SHALE 0254
C13 CLASSROOM	90"	72"	DUAL	C1	3/A-601	SOHO - DOVE GREY 1905 & CHELSEA BLACKOUT - SHALE 0254
C13 CLASSROOM	90"	72"	DUAL	C1	3/A-601	SOHO - DOVE GREY 1905 & CHELSEA BLACKOUT - SHALE 0254
C14 CLASSROOM	90"	109"	DUAL	B1	3/A-601	SOHO - DOVE GREY 1905 & CHELSEA BLACKOUT - SHALE 0254
BUILDING 5						
504 HALL	44"	36"	SINGLE	D	4/A-601	SOHO - DOVE GREY 1605
505 OFFICE	44"	109"	SINGLE	B3	4/A-601	SOHO - DOVE GREY 1605
507 OFFICE	44"	36"	SINGLE	D	4/A-601	SOHO - DOVE GREY 1605
508 OFFICE	44"	109"	SINGLE	B3	4/A-601	SOHO - DOVE GREY 1605
508 OFFICE	44"	109"	SINGLE	B3	4/A-601	SOHO - DOVE GREY 1605
508 OFFICE	44"	109"	SINGLE	B3	4/A-601	SOHO - DOVE GREY 1605
512 NURSE	92"	36"	SINGLE	D1	4/A-601	SOHO - DOVE GREY 1605
512 NURSE	92"	36"	SINGLE	D1	4/A-601	SOHO - DOVE GREY 1605
513 WAITING	92"	36"	SINGLE	D1	4/A-601	SOHO - DOVE GREY 1605
514 RECEPTION OFFICE	92"	109"	SINGLE	B2	3/A-601	SOHO - DOVE GREY 1605
514 RECEPTION OFFICE	44"	109"	SINGLE	B3	3/A-601	SOHO - DOVE GREY 1605
514 RECEPTION OFFICE	44"	109"	SINGLE	B3	4/A-601	SOHO - DOVE GREY 1605
519 INTERCOM	42"	109"	SINGLE	B	4/A-601	SOHO - DOVE GREY 1605
520 VICE-PRINCIPAL	44"	109"	SINGLE	B3	4/A-601	SOHO - DOVE GREY 1605
520 VICE-PRINCIPAL	44"	109"	SINGLE	B3	4/A-601	SOHO - DOVE GREY 1605
520 VICE-PRINCIPAL	44"	109"	SINGLE	B3	4/A-601	SOHO - DOVE GREY 1605
521 OFFICE	44"	36"	SINGLE	D	4/A-601	SOHO - DOVE GREY 1605
522 PRINCIPAL	92"	109"	SINGLE	B2	3/A-601	SOHO - DOVE GREY 1605
522 PRINCIPAL	42"	109"	SINGLE	B	4/A-601	SOHO - DOVE GREY 1605
A6 TEACHER TRAINING CENTER	92"	36"	SINGLE	D1	5/A-601	SOHO - DOVE GREY 1605
A6 TEACHER TRAINING CENTER	92"	36"	SINGLE	D1	5/A-601	SOHO - DOVE GREY 1605
A6 TEACHER TRAINING CENTER	92"	36"	SINGLE	D1	5/A-601	SOHO - DOVE GREY 1605
A6 TEACHER WORKROOM	92"	109"	DUAL	B2	3/A-601	SOHO - DOVE GREY 1905 & CHELSEA BLACKOUT - SHALE 0254
A6 TEACHER WORKROOM	92"	109"	DUAL	B2	3/A-601	SOHO - DOVE GREY 1905 & CHELSEA BLACKOUT - SHALE 0254
A6 TEACHER WORKROOM	92"	109"	DUAL	B2	3/A-601	SOHO - DOVE GREY 1905 & CHELSEA BLACKOUT - SHALE 0254
A7 TEACHER TRAINING CENTER	92"	109"	DUAL	B2	3/A-601	SOHO - DOVE GREY 1905 & CHELSEA BLACKOUT - SHALE 0254
A7 TEACHER TRAINING CENTER	92"	109"	DUAL	B2	3/A-601	SOHO - DOVE GREY 1905 & CHELSEA BLACKOUT - SHALE 0254
A7 TEACHER TRAINING CENTER	92"	109"	DUAL	B2	3/A-601	SOHO - DOVE GREY 1905 & CHELSEA BLACKOUT - SHALE 0254
A7 TEACHER TRAINING CENTER	92"	36"	SINGLE	D1	5/A-601	SOHO - DOVE GREY 1605
A7 TEACHER TRAINING CENTER	92"	36"	SINGLE	D1	5/A-601	SOHO - DOVE GREY 1605
A7 TEACHER TRAINING CENTER	92"	36"	SINGLE	D1	5/A-601	SOHO - DOVE GREY 1605
BUILDING 7						
700 KINDER CLASSROOM	92"	109"	DUAL	B2	3/A-601	SOHO - DOVE GREY 1905 & CHELSEA BLACKOUT - SHALE 0254
700 KINDER CLASSROOM	92"	109"	DUAL	B2	3/A-601	SOHO - DOVE GREY 1905 & CHELSEA BLACKOUT - SHALE 0254
700 KINDER CLASSROOM	92"	109"	DUAL	B2	3/A-601	SOHO - DOVE GREY 1905 & CHELSEA BLACKOUT - SHALE 0254
700 KINDER CLASSROOM	92"	109"	DUAL	B2	3/A-601	SOHO - DOVE GREY 1905 & CHELSEA BLACKOUT - SHALE 0254
700 KINDER CLASSROOM	44"	109"	DUAL	B3	3/A-601	SOHO - DOVE GREY 1905 & CHELSEA BLACKOUT - SHALE 0254
700 KINDER CLASSROOM	92"	36"	SINGLE	D1	5/A-601	SOHO - DOVE GREY 1605
700 KINDER CLASSROOM	92"	36"	SINGLE	D1	5/A-601	SOHO - DOVE GREY 1605
700 KINDER CLASSROOM	92"	36"	SINGLE	D1	5/A-601	SOHO - DOVE GREY 1605
700 KINDER CLASSROOM	92"	36"	SINGLE	D1	5/A-601	SOHO - DOVE GREY 1605
700 KINDER CLASSROOM	92"	36"	SINGLE	D1	5/A-601	SOHO - DOVE GREY 1605
700 KINDER CLASSROOM	44"	109"	DUAL	B2	3/A-601	SOHO - DOVE GREY 1905 & CHELSEA BLACKOUT - SHALE 0254
701 KINDER CLASSROOM	92"	109"	DUAL	B2	3/A-601	SOHO - DOVE GREY 1905 & CHELSEA BLACKOUT - SHALE 0254
701 KINDER CLASSROOM	92"	109"	DUAL	B2	4/A-601	SOHO - DOVE GREY 1905 & CHELSEA BLACKOUT - SHALE 0254
701 KINDER CLASSROOM	92"	36"	SINGLE	D1	5/A-601	SOHO - DOVE GREY 1605
701 KINDER CLASSROOM	92"	36"	SINGLE	D1	5/A-601	SOHO - DOVE GREY 1605
701 KINDER CLASSROOM	92"	36"	SINGLE	D1	5/A-601	SOHO - DOVE GREY 1605
703 BREAK OUT ROOM	44"	109"	SINGLE	B3	4/A-601	SOHO - DOVE GREY 1605
704 BREAK OUT ROOM	92"	109"	SINGLE	B2	3/A-601	SOHO - DOVE GREY 1605
706 BREAK OUT ROOM	44"	36"	SINGLE	D	4/A-601	SOHO - DOVE GREY 1605
709 BREAK OUT ROOM	92"	54"	SINGLE	E1	1/A-601	SOHO - DOVE GREY 1605

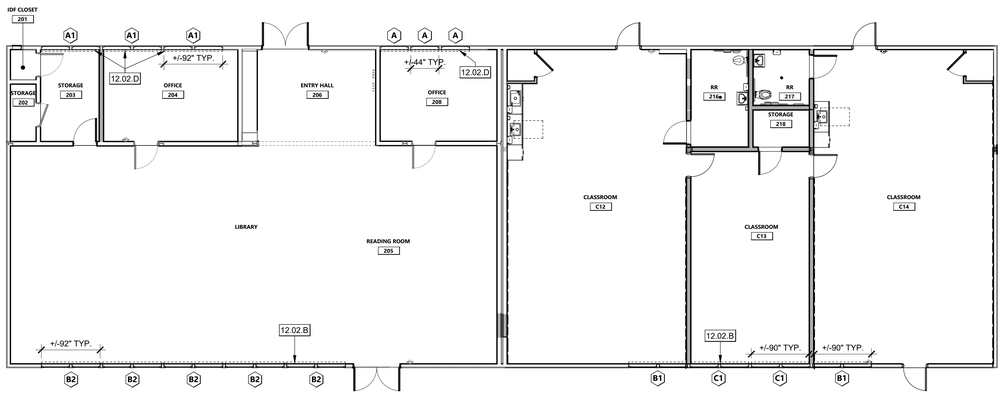

PROJECT NORTH

BLDG. 2 FLOOR PLAN | 1/8" = 1'-0" | 1

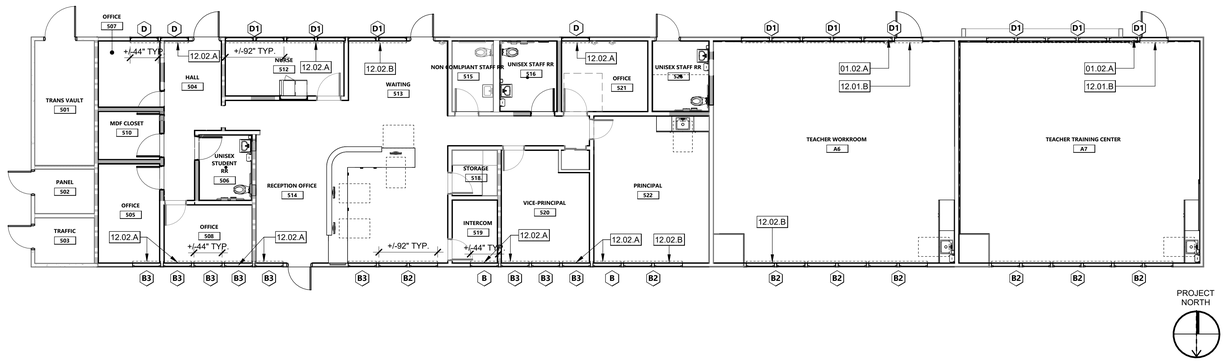

PROJECT NORTH

BLDG. 5 FLOOR PLAN | 1/8" = 1'-0" | 2

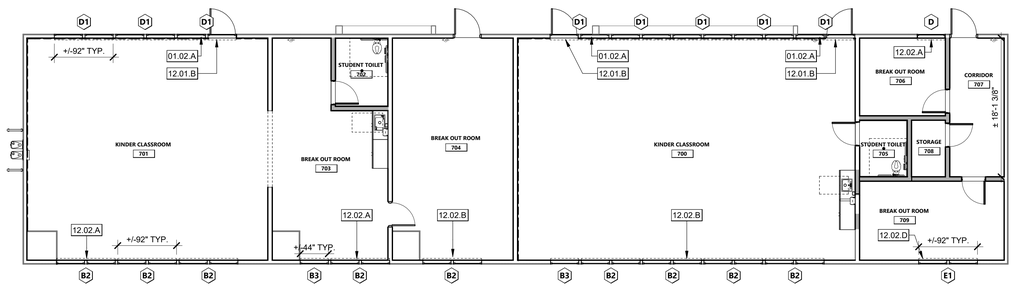

PROJECT NORTH

BLDG. 7 FLOOR PLAN | 1/8" = 1'-0" | 3

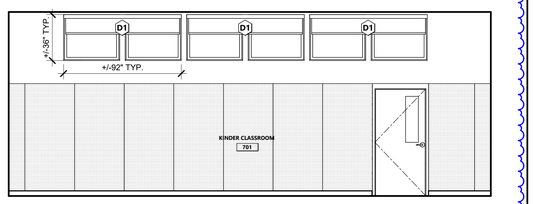

TYP. KINDER/TEACHER WORKROOM CR - NORTH | 1/4" = 1'-0" | 5

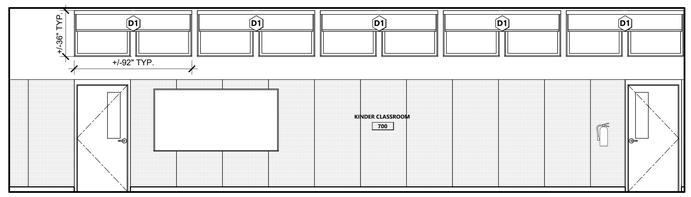

TYPICAL CLASSROOM - NORTH | 1/4" = 1'-0" | 4

KEYNOTES

01.02.A	(E) TRANSOM WINDOWS ABOVE, SEE INTERIOR ELEVATION 5/A-201
12.01.B	(N) ROLLER SHADE D1 FOR (E) TRANSOM WINDOW ABOVE, SEE INTERIOR ELEVATIONS 4&5/A-201
12.02.A	(N) ROLLER SHADE TO BE JAMB MOUNTED. REFER DETAIL 4/A-601. SEE INTERIOR ELEVATIONS
12.02.B	(N) ROLLER SHADE TO BE STUD MOUNTED. REFER DETAIL 3 & 5/A-601. SEE INTERIOR ELEVATIONS
12.02.D	(N) ROLLER SHADE TO BE WALL MOUNTED. REFER DETAIL 1/A-601. SEE INTERIOR ELEVATIONS

FLOOR PLAN GENERAL NOTES

1. REFER TO MANUFACTURER'S CUTSHEETS FOR SPECIFIC INSTALLATION REQUIREMENTS, INCLUDING INSTRUCTIONS FOR BRACKET PLACEMENT, MOUNTING HARDWARE, AND OPERATION REQUIREMENTS.
2. CONTRACTOR TO VERIFY IN FIELD THE ROUGH OPENINGS AND WINDOWS RECEIVING NEW ROLLER SHADES.
3. EXAMINE SUBSTRATES, AREAS, AND CONDITIONS, WITH INSTALLER PRESENT, FOR COMPLIANCE WITH REQUIREMENTS FOR INSTALLATION TOLERANCES, OPERATIONAL CLEARANCES, AND OTHER CONDITIONS AFFECTING PERFORMANCE.
4. ENSURE THE MOUNTING BRACKETS ARE LEVEL TO ENSURE THE FABRIC WILL ROLL UP PROPERLY AND OPERATE SMOOTHLY.
5. REVIEW MANUFACTURER'S CUTSHEETS AND SPECIFICATIONS FOR APPROPRIATE FASTENERS (SCREWS, ANCHORS) TO SECURELY ATTACH THE BRACKETS TO THE MOUNTING SURFACE (WALL, CEILING, OR WINDOW FRAME).
6. INSTALL ROLLER SHADES LEVEL, PLUMB, AND ALIGNED WITH ADJACENT UNITS ACCORDING TO MANUFACTURER'S WRITTEN INSTRUCTIONS, AND LOCATE SO SHADE BAND IS NOT CLOSER THAN 2 INCHES TO INTERIOR FACE OF GLASS. ALLOW CLEARANCES FOR WINDOW OPERATION HARDWARE.
7. ADJUST AND BALANCE ROLLER SHADES TO OPERATE SMOOTHLY, EASILY, SAFELY, AND FREE FROM BINDING OR MALFUNCTION THROUGHOUT ENTIRE OPERATIONAL RANGE.
8. CLEAN ROLLER SHADE SURFACES AFTER INSTALLATION, ACCORDING TO MANUFACTURER'S WRITTEN INSTRUCTIONS.
9. PROVIDE FINAL PROTECTION AND MAINTAIN CONDITIONS, IN A MANNER ACCEPTABLE TO MANUFACTURER AND INSTALLER, THAT ENSURE ROLLER SHADES ARE WITHOUT DAMAGE OR DETERIORATION AT TIME OF SUBSTANTIAL COMPLETION.
10. REPLACE DAMAGED ROLLER SHADES THAT CANNOT BE REPAIRED, IN A MANNER APPROVED BY ARCHITECT, BEFORE TIME OF SUBSTANTIAL COMPLETION.

LEGEND - FLOOR PLAN

ROOM NAME — ROOM NAME
101 — ROOM NUMBER
A — ROLLER SHADES TYPE TAG
(N) SINGLE OR DUAL ROLLER SHADES

KEY PLAN

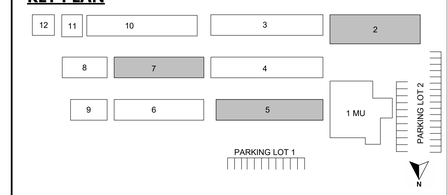

196
991 W HEDDING ST., SUITE 101
SAN JOSE, CA 95126
TEL (408) 715-4470

PROFESSIONAL STAMP

REVISIONS

NO.	DATE	DESCRIPTION
A	08-18-2025	ADDENDUM #2

THE ARCHITECT DOES NOT REPRESENT THAT THESE PLANS OR THE SPECIFICATIONS ARE SUITABLE FOR ANY SITE OTHER THAN THE ONE FOR WHICH THEY WERE SPECIFICALLY PREPARED. THE ARCHITECT DISCLAIMS RESPONSIBILITY FOR THESE PLANS AND SPECIFICATIONS IF THEY ARE USED IN WHOLE OR IN PART AT ANY OTHER SITE. WRITTEN DIMENSIONS ON THESE DRAWINGS SHALL HAVE PRECEDENCE OVER SCALED DIMENSIONS.

PROJECT OWNER & TITLE
MOUNT DIABLO UNIFIED SCHOOL DISTRICT
1936 Carlotta Dr. Concord
Concord, CA 94519

RIO VISTA ES ACOUSTICAL CEILING TILE AND SHADE COVERINGS

611 Pacifica Ave
Bay Point, CA 94565

SHEET TITLE
BLDG 2, 5, & 7 - WINDOW ROLLER SHADE FLOOR PLAN

ING.1

DRAWN BY: XX JOB NUMBER: 23118.01

SHEET NO.
A-201

DATE: AUGUST 20, 2025

CONSTRUCTION DOCUMENTS

DATE PLOTTED: 8/20/2025 9:34:30 AM FILE LOCATION: Autodesk Docs://MDUSD - Roller Shades/23118_MTDUSD_RIO VISTA as MOD_INC01-A22.rvt

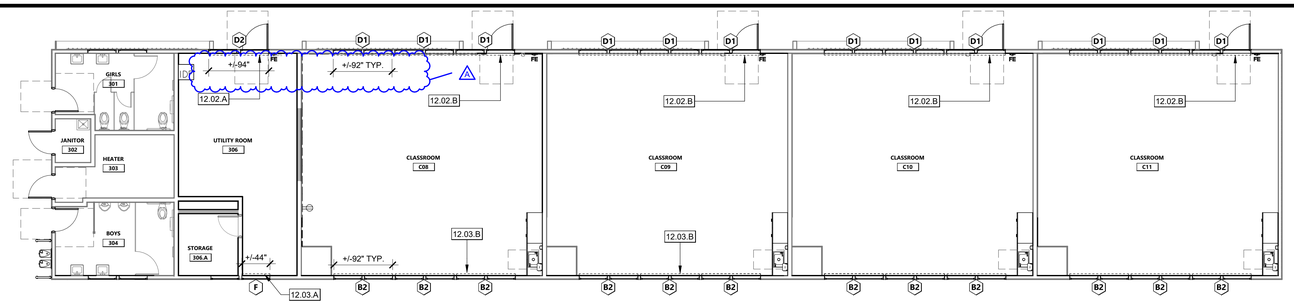

PROJECT NORTH

FLOOR PLAN - BUILDING 3 | 1/8" = 1'-0" | 1

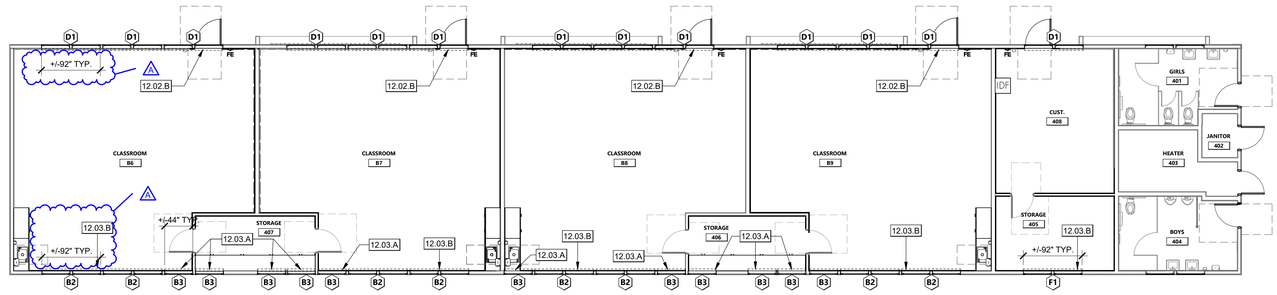

PROJECT NORTH

FLOOR PLAN - BUILDING 4 - RS | 1/8" = 1'-0" | 2

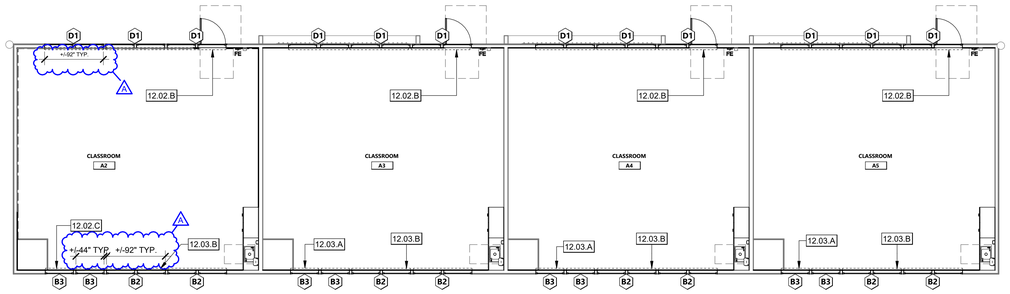

PROJECT NORTH

BUILDING 6 FLOOR PLAN - RS | 1/8" = 1'-0" | 3

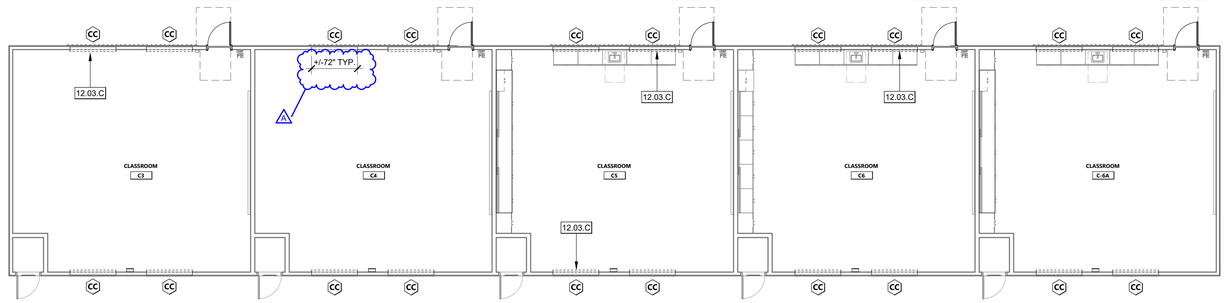

PROJECT NORTH

FLOOR PLAN - BUILDING 10 | 1/8" = 1'-0" | 4

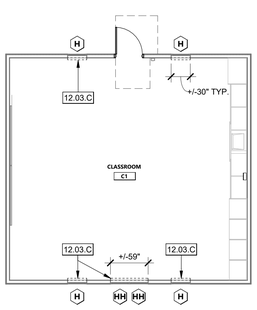

FLOOR PLAN - BUILDING 12 | 1/8" = 1'-0" | 8

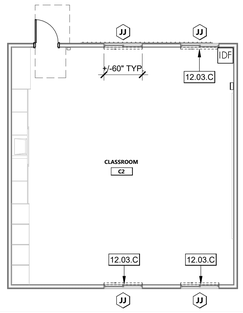

FLOOR PLAN - BLDG 11 | 1/8" = 1'-0" | 7

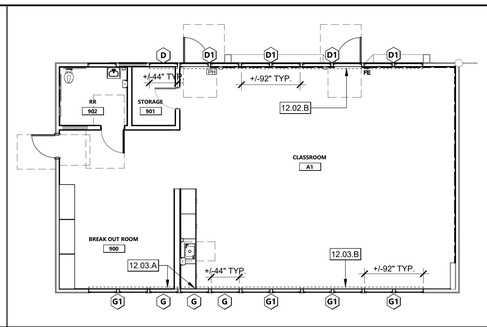

FLOOR PLAN - BUILDING 9 - RS | 1/8" = 1'-0" | 6

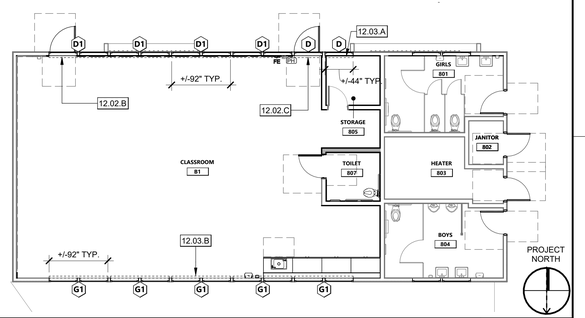

PROJECT NORTH

FLOOR PLAN - BUILDING 8 - RS | 1/8" = 1'-0" | 5

KEYNOTES

12.02.A	(N) ROLLER SHADE D2 FOR (E) TRANSOM WINDOW ABOVE, SEE INTERIOR ELEVATIONS.
12.02.B	(N) ROLLER SHADE D1 FOR (E) TRANSOM WINDOW ABOVE, SEE INTERIOR ELEVATIONS
12.02.C	(N) ROLLER SHADE D TO BE JAMB MOUNTED FOR (E) TRANSOM WINDOW ABOVE, REFER DETAIL 4/A-601. SEE INTERIOR ELEVATIONS.
12.03.A	(N) ROLLER SHADE TO BE JAMB MOUNTED. REFER DETAIL 4/A-601. SEE INTERIOR ELEVATIONS
12.03.B	(N) ROLLER SHADE TO BE STUD MOUNTED. REFER DETAIL 3 & 5/A-601. SEE INTERIOR ELEVATIONS
12.03.C	(N) ROLLER SHADE TO BE WALL MOUNTED. REFER DETAIL 1/A-601. SEE INTERIOR ELEVATIONS

FLOOR PLAN GENERAL NOTES

1. REFER TO MANUFACTURER'S CUTSHEETS FOR SPECIFIC INSTALLATION REQUIREMENTS, INCLUDING INSTRUCTIONS FOR BRACKET PLACEMENT, MOUNTING HARDWARE, AND OPERATION REQUIREMENTS.
2. CONTRACTOR TO VERIFY IN FIELD THE ROUGH OPENINGS AND WINDOWS RECEIVING NEW ROLLER SHADES.
3. EXAMINE SUBSTRATES, AREAS, AND CONDITIONS, WITH INSTALLER PRESENT, FOR COMPLIANCE WITH REQUIREMENTS FOR INSTALLATION TOLERANCES, OPERATIONAL CLEARANCES, AND OTHER CONDITIONS AFFECTING PERFORMANCE.
4. ENSURE THE MOUNTING BRACKETS ARE LEVEL TO ENSURE THE FABRIC WILL ROLL UP PROPERLY AND OPERATE SMOOTHLY.
5. REVIEW MANUFACTURER'S CUTSHEETS AND SPECIFICATIONS FOR APPROPRIATE FASTENERS (SCREWS, ANCHORS) TO SECURELY ATTACH THE BRACKETS TO THE MOUNTING SURFACE (WALL, CEILING, OR WINDOW FRAME).
6. INSTALL ROLLER SHADES LEVEL, PLUMB, AND ALIGNED WITH ADJACENT UNITS ACCORDING TO MANUFACTURER'S WRITTEN INSTRUCTIONS, AND LOCATE SO SHADE BAND IS NOT CLOSER THAN 2 INCHES TO INTERIOR FACE OF GLASS. ALLOW CLEARANCES FOR WINDOW OPERATION HARDWARE.
7. ADJUST AND BALANCE ROLLER SHADES TO OPERATE SMOOTHLY, EASILY, SAFELY, AND FREE FROM BINDING OR MALFUNCTION THROUGHOUT ENTIRE OPERATIONAL RANGE.
8. CLEAN ROLLER SHADE SURFACES AFTER INSTALLATION, ACCORDING TO MANUFACTURER'S WRITTEN INSTRUCTIONS.
9. PROVIDE FINAL PROTECTION AND MAINTAIN CONDITIONS, IN A MANNER ACCEPTABLE TO MANUFACTURER AND INSTALLER, THAT ENSURE ROLLER SHADES ARE WITHOUT DAMAGE OR DETERIORATION AT TIME OF SUBSTANTIAL COMPLETION.
10. REPLACE DAMAGED ROLLER SHADES THAT CANNOT BE REPAIRED, IN A MANNER APPROVED BY ARCHITECT, BEFORE TIME OF SUBSTANTIAL COMPLETION.

FLOOR PLAN LEGEND

- ROOM NAME / 101 — ROOM NAME / ROOM NUMBER
- (A) — ROLLER SHADES TYPE TAG
- (N) SINGLE OR DUAL ROLLER SHADES

KEY PLAN

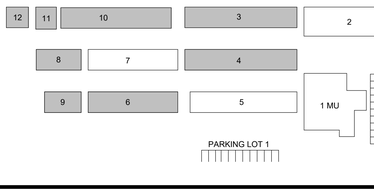

196
991 W HEDDING ST., SUITE 101
SAN JOSE, CA 95126
TEL (408) 715-4470

PROFESSIONAL STAMP

REVISIONS

NO.	DATE	DESCRIPTION
A	08/18/2025	ADDENDUM #2

THE ARCHITECT DOES NOT REPRESENT THAT THESE PLANS OR THE SPECIFICATIONS ARE SUITABLE FOR ANY SITE OTHER THAN THE ONE FOR WHICH THEY WERE SPECIFICALLY PREPARED. THE ARCHITECT DISCLAIMS RESPONSIBILITY FOR THESE PLANS AND SPECIFICATIONS IF THEY ARE USED IN WHOLE OR IN PART AT ANY OTHER SITE. WRITTEN DIMENSIONS ON THESE DRAWINGS SHALL HAVE PRECEDENCE OVER SCALED DIMENSIONS.

PROJECT OWNER & TITLE

MOUNT DIABLO UNIFIED SCHOOL DISTRICT
1936 Carlotta Dr. Concord
Concord, CA 94519

RIO VISTA ES ACOUSTICAL CEILING TILE AND SHADE COVERINGS

611 Pacifica Ave
Bay Point, CA 94565

SHEET TITLE

BLDG 3,4,6,8,9,10,11 & 12 - FLOOR PLAN - ROLLER SHADES

ING 2

DRAWN BY: Author JOB NUMBER: 23118.01

SHEET NO.

A-202

DATE: AUGUST 18, 2025

CONSTRUCTION DOCUMENT

DATE PLOTTED: 8/20/2025 11:34:12 AM FILE LOCATION: Autodesk Docs://MDUSD - Roller Shades/23118_MTDUSD_RIO VISTA ES MOD_ING02_A22.rvt

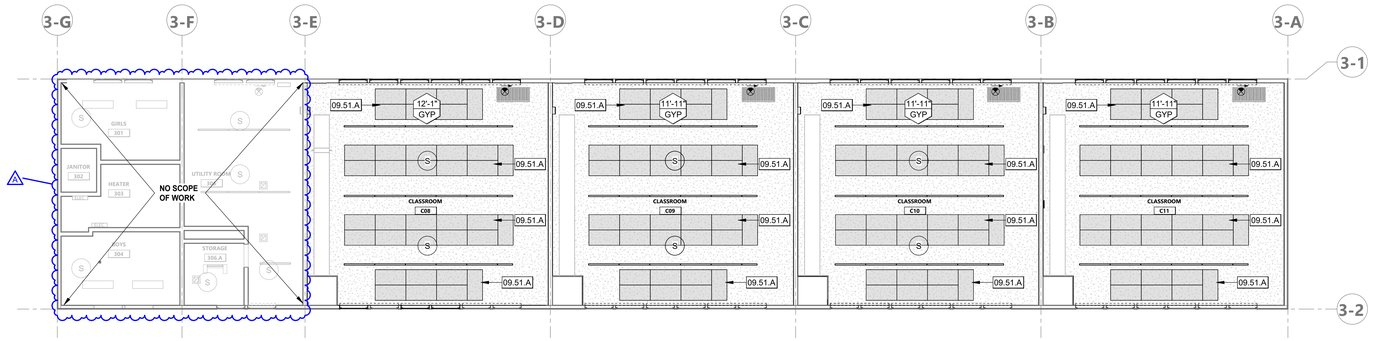

REFLECTED CEILING PLAN - BUILDING 3 | 1/8" = 1'-0" | 1

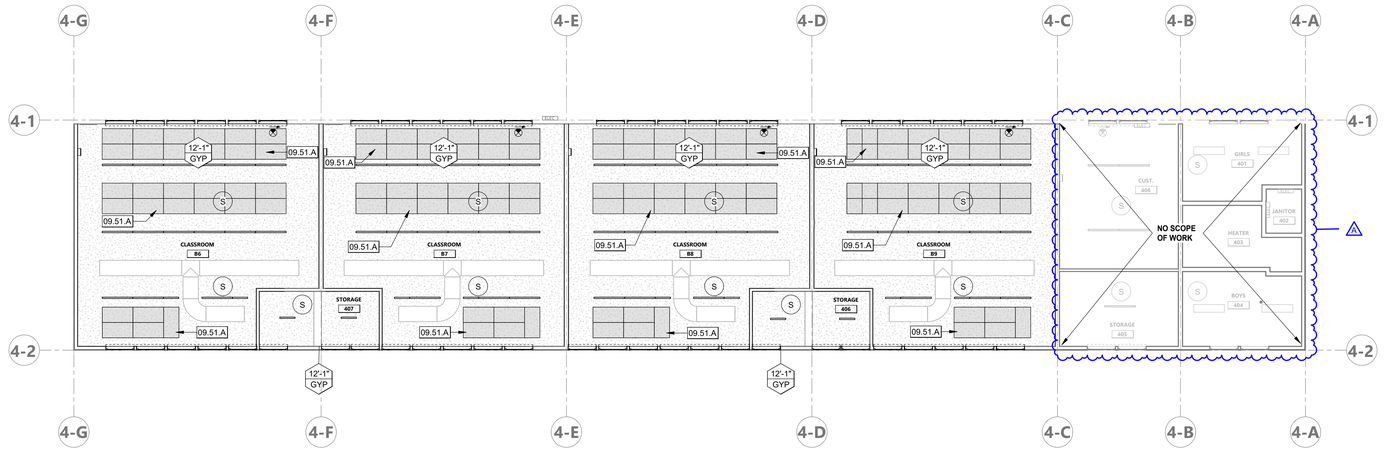

REFLECTED CEILING PLAN - BUILDING 4 | 1/8" = 1'-0" | 2

KEYNOTES

09.51.A (N) DIRECT ATTACH 2'X4' X 3/4" ACOUSTIC CEILING TILES. REFER DETAIL 6 & 8/A-601.

CEILING GENERAL NOTES

1. EXISTING DEVICES ON THE CEILING ARE EXISTING TO REMAIN AND PROTECTED IN PLACE, INCLUDING WAPs, SMOKE DETECTORS, LIGHTING, ETC.
2. CONTRACTOR IS RESPONSIBLE FOR FIELD CUTTING CEILING TILES TO LEAVE CEILING DEVICES EXPOSED INCLUDING, WAPs, SMOKE DETECTORS, LIGHTING, HVAC SUPPLY & RETURNS, ETC.
3. REFER TO AS-BUILT DRAWINGS FOR EXISTING FRAMING DETAILS DSA APPLICATION 11078 AMBROSE MIDDLE SCHOOL
4. CONTRACTOR IS RESPONSIBLE FOR PATCHING AND REPAIRING THE EXISTING CEILING AS NEEDED.
5. CEILING HEIGHTS DIMENSIONS ARE APPROXIMATE, FIELD VERIFICATION OF DIMENSIONS IS REQUIRED.

PROJECT NORTH

LEGEND - CEILING

- 12'-0" ACT — CEILING HEIGHT ABOVE FIN. FLOOR / CEILING MATERIAL
- NEW 2x4 ACOUSTICAL CEILING TILES (ACT)
- (E) GWB - FRAMED GYPSUM BOARD CEILING (GYP (E))
- (E) ROOF ACCESS HATCH, PROTECT IN PLACE
- (E) SMOKE DETECTOR TO REMAIN, PROTECT IN PLACE
- (E) PENDANT LIGHT TO REMAIN, PROTECT IN PLACE
- (E) RETURN AIR GRILLE TO REMAIN, PROTECT IN PLACE
- (E) SUPPLY REGISTER TO REMAIN, PROTECT IN PLACE
- (E) EXHAUST FAN OR GRILLE TO REMAIN, PROTECT IN PLACE
- (E) WIRELESS ACCESS POINT, REMOVE AND REINSTALL AS NEEDED
- (E) ILLUMINATED EXIT SIGN TO REMAIN, PROTECT IN PLACE

NOTE: B.O.S. = BOTTOM OF STRUCTURE ALL ACP SHOULD BE MOUNTED TO THE BOTTOM OF (E) STRUCTURE. UNLESS OTHERWISE NOTED.

NOTE: SYMBOLS SHOWN FOR LOCATION PURPOSES ONLY

KEY PLAN

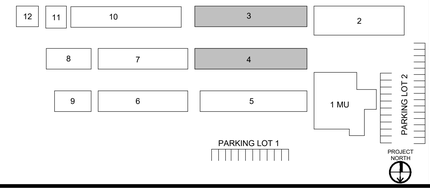

196
991 W HEDDING ST., SUITE 101
SAN JOSE, CA 95126
TEL (408) 715-4470

PROFESSIONAL STAMP

REVISIONS

NO.	DATE	DESCRIPTION
A	08/18/2025	ADDENDUM #2

THE ARCHITECT DOES NOT REPRESENT THAT THESE PLANS OR THE SPECIFICATIONS ARE SUITABLE FOR ANY SITE OTHER THAN THE ONE FOR WHICH THEY WERE SPECIFICALLY PREPARED. THE ARCHITECT DISCLAIMS RESPONSIBILITY FOR THESE PLANS AND SPECIFICATIONS IF THEY ARE USED IN WHOLE OR IN PART AT ANY OTHER SITE. WRITTEN DIMENSIONS ON THESE DRAWINGS SHALL HAVE PRECEDENCE OVER SCALED DIMENSIONS.

PROJECT OWNER & TITLE

MOUNT DIABLO UNIFIED SCHOOL DISTRICT
1936 Carlotta Dr. Concord
Concord, CA 94519

RIO VISTA ES ACOUSTICAL CEILING TILE AND SHADE COVERINGS

611 Pacifica Ave
Bay Point, CA 94565

SHEET TITLE

BLDG 3 & 4 - REFLECTED CEILING PLAN

INC.2

DRAWN BY: Author JOB NUMBER: 23118.01

SHEET NO.

A-211

DATE: AUGUST 18, 2025

CONSTRUCTION DOCUMENT

DATE PLOTTED: 8/20/2025 11:17:49 AM FILE LOCATION: Autodesk Docs://MDUSD - Roller Shades/23118_MTDUSD_RIO VISTA ES MOD_INC02_A22.rvt

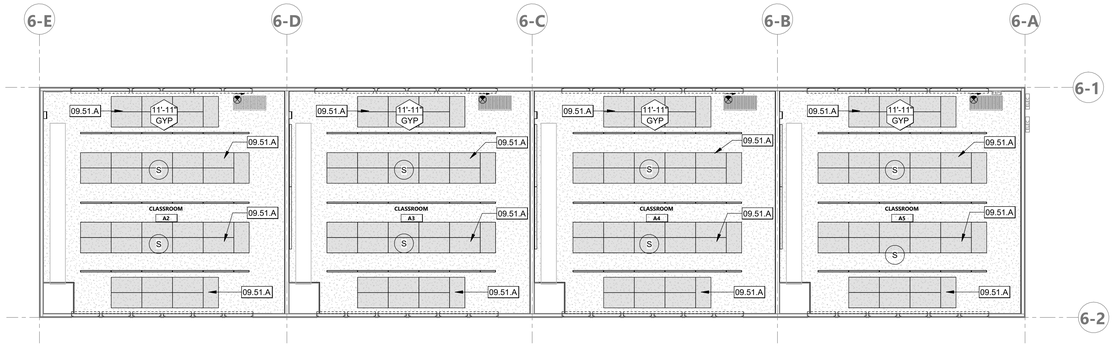

PROJECT NORTH

REFLECTED CEILING PLAN - BUILDING 6 | 1/8" = 1'-0" | 1

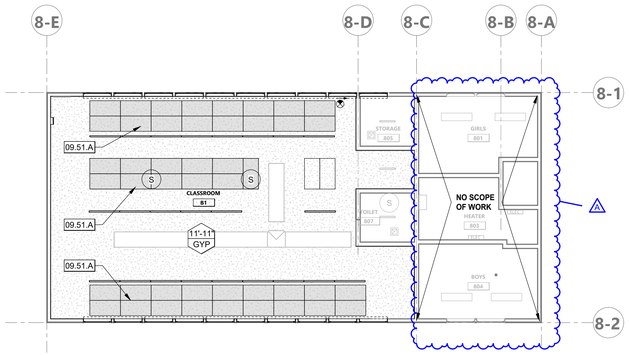

PROJECT NORTH

REFLECTED CEILING PLAN - BUILDING 8 | 1/8" = 1'-0" | 2

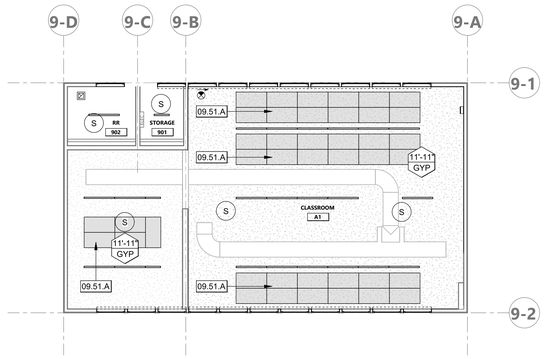

PROJECT NORTH

REFLECTED CEILING PLAN - BUILDING 9 | 1/8" = 1'-0" | 3

KEYNOTES

09.51.A (N) DIRECT ATTACH 2'X4' X 3/4" ACOUSTIC CEILING TILES. REFER DETAIL 6 & 8/A-601.

CEILING GENERAL NOTES

1. EXISTING DEVICES ON THE CEILING ARE EXISTING TO REMAIN AND PROTECTED IN PLACE, INCLUDING WAPs, SMOKE DETECTORS, LIGHTING, ETC.
2. CONTRACTOR IS RESPONSIBLE FOR FIELD CUTTING CEILING TILES TO LEAVE CEILING DEVICES EXPOSED INCLUDING, WAPs, SMOKE DETECTORS, LIGHTING, HVAC SUPPLY & RETURNS, ETC.
3. REFER TO AS-BUILT DRAWINGS FOR EXISTING FRAMING DETAILS DSA APPLICATION 11078 AMBROSE MIDDLE SCHOOL
4. CONTRACTOR IS RESPONSIBLE FOR PATCHING AND REPAIRING THE EXISTING CEILING AS NEEDED.
5. CEILING HEIGHTS DIMENSIONS ARE APPROXIMATE, FIELD VERIFICATION OF DIMENSIONS IS REQUIRED.

LEGEND - CEILING

- 12'-0" ACT — CEILING HEIGHT ABOVE FIN. FLOOR / CEILING MATERIAL
- NEW 2x4 ACOUSTICAL CEILING TILES (ACT)
- (E) GWB - FRAMED GYPSUM BOARD CEILING (GYP (E))
- (E) ROOF ACCESS HATCH, PROTECT IN PLACE
- (E) SMOKE DETECTOR TO REMAIN, PROTECT IN PLACE
- (E) PENDANT LIGHT TO REMAIN, PROTECT IN PLACE
- (E) RETURN AIR GRILLE TO REMAIN, PROTECT IN PLACE
- (E) SUPPLY REGISTER TO REMAIN, PROTECT IN PLACE
- (E) EXHAUST FAN OR GRILLE TO REMAIN, PROTECT IN PLACE
- (E) WIRELESS ACCESS POINT, REMOVE AND REINSTALL AS NEEDED
- (E) ILLUMINATED EXIT SIGN TO REMAIN, PROTECT IN PLACE

NOTE: B.O.S. = BOTTOM OF STRUCTURE
ALL ACP SHOULD BE MOUNTED TO THE BOTTOM OF (E) STRUCTURE. UNLESS OTHERWISE NOTED.

NOTE: SYMBOLS SHOWN FOR LOCATION PURPOSES ONLY

KEY PLAN

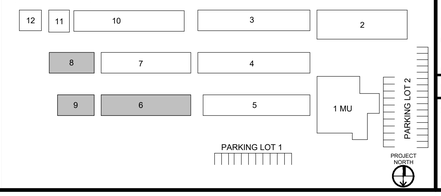

196
991 W HEDDING ST., SUITE 101
SAN JOSE, CA 95126
TEL (408) 715-4470

PROFESSIONAL STAMP

REVISIONS

NO.	DATE	DESCRIPTION
A	08/18/2025	ADDENDUM #2

THE ARCHITECT DOES NOT REPRESENT THAT THESE PLANS OR THE SPECIFICATIONS ARE SUITABLE FOR ANY SITE OTHER THAN THE ONE FOR WHICH THEY WERE SPECIFICALLY PREPARED. THE ARCHITECT DISCLAIMS RESPONSIBILITY FOR THESE PLANS AND SPECIFICATIONS IF THEY ARE USED IN WHOLE OR IN PART AT ANY OTHER SITE. WRITTEN DIMENSIONS ON THESE DRAWINGS SHALL HAVE PRECEDENCE OVER SCALED DIMENSIONS.

PROJECT OWNER & TITLE

MOUNT DIABLO UNIFIED SCHOOL DISTRICT
1936 Carlotta Dr. Concord
Concord, CA 94519

RIO VISTA ES ACOUSTICAL CEILING TILE AND SHADE COVERINGS

611 Pacifica Ave
Bay Point, CA 94565

SHEET TITLE

BLDG 6, 8 & 9 - REFLECTED CEILING PLAN

INC.2

DRAWN BY: Author JOB NUMBER: 23118.01

SHEET NO.

A-212

DATE: AUGUST 18, 2025

CONSTRUCTION DOCUMENT

DATE PLOTTED: 8/20/2025 11:17:50 AM FILE LOCATION: Autodesk Docs://MDUSD - Roller Shades/23118_MTDUSD_RIO VISTA ES MOD_INC02_A22.rvt

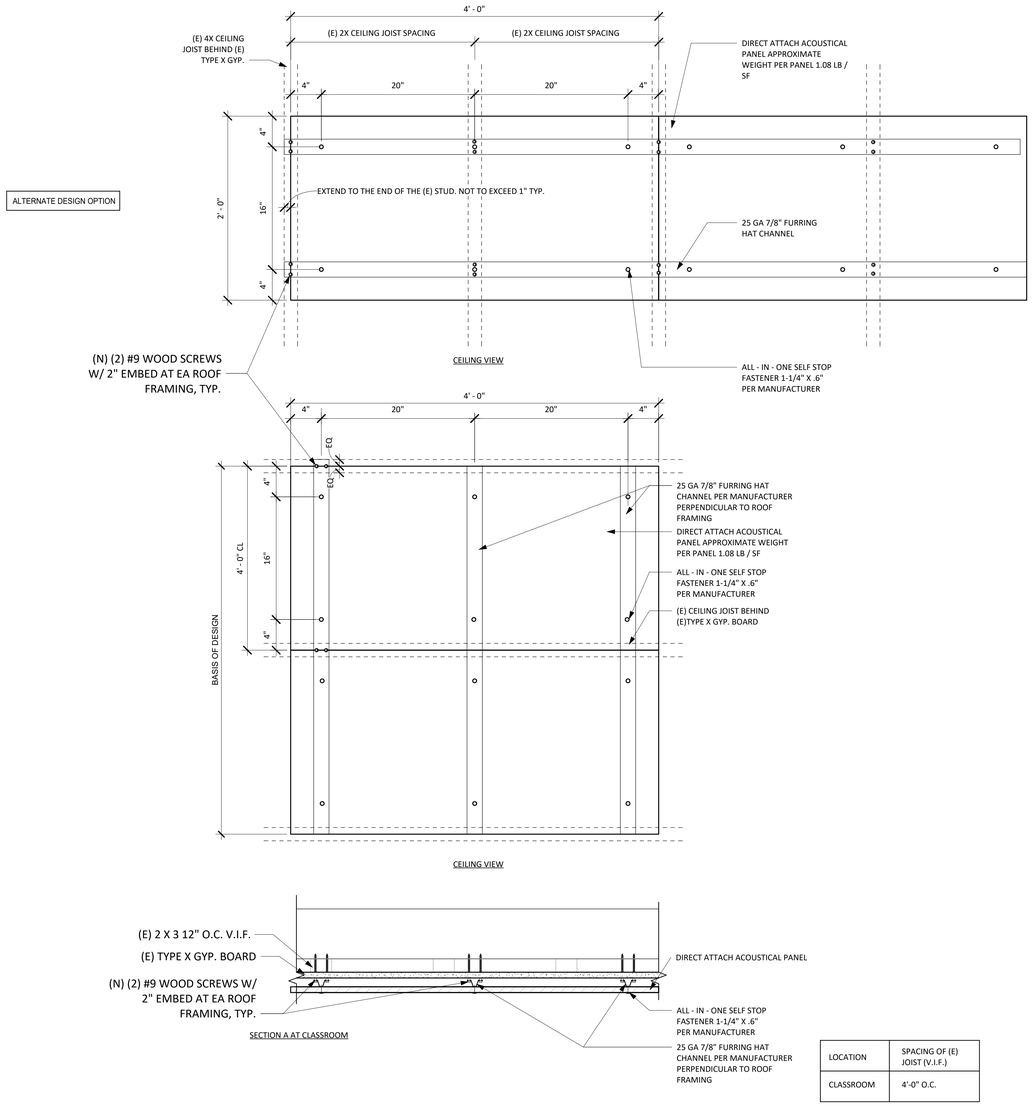

LOCATION	SPACING OF (E) JOIST (V.I.F.)
CLASSROOM	4'-0" O.C.

BASIS OF DESIGN

INVISACOUSTICS BASIC DIRECT ATTACH CEILING PANELS

1A-001_DIRECT ATTACH CEILING PANEL | 1 1/2" = 1'-0" | 8

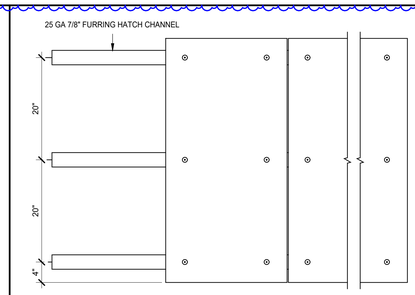

ACOUSTICS BASICS 4' WIDE FURRING | 1" = 1'-0" | 6

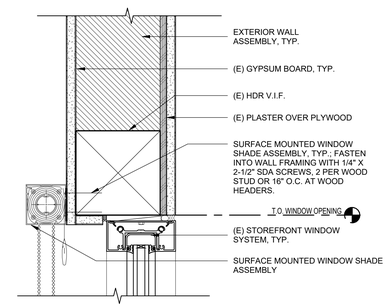

WALL MOUNTED - URBANSHADE | 3" = 1'-0" | 1

STUD MOUNTED - MECHO 5/5X - DUAL | 3/16" = 1'-0" | 3

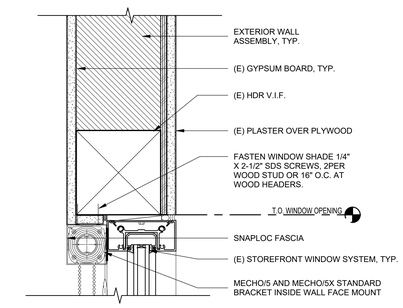

JAMB MOUNTED - URBANSHADE | 3" = 1'-0" | 4

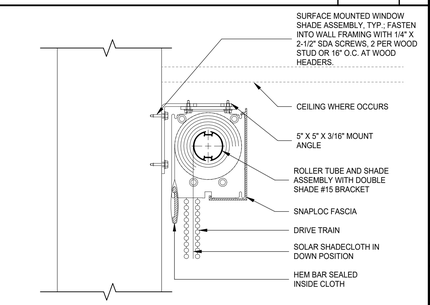

STUD MOUNTED - MECHO 5/5X - SINGLE | 3/16" = 1'-0" | 5

196
991 W HEDDING ST., SUITE 101
SAN JOSE, CA 95126
TEL (408) 715-4470

PROFESSIONAL STAMP

REVISIONS

NO.	DATE	DESCRIPTION
A	08-18-2025	ADDENDUM #2

THE ARCHITECT DOES NOT REPRESENT THAT THESE PLANS OR THE SPECIFICATIONS ARE SUITABLE FOR ANY SITE OTHER THAN THE ONE FOR WHICH THEY WERE SPECIFICALLY PREPARED. THE ARCHITECT DISCLAIMS RESPONSIBILITY FOR THESE PLANS AND SPECIFICATIONS IF THEY ARE USED IN WHOLE OR IN PART AT ANY OTHER SITE. WRITTEN DIMENSIONS ON THESE DRAWINGS SHALL HAVE PRECEDENCE OVER SCALED DIMENSIONS.

PROJECT OWNER & TITLE

MOUNT DIABLO UNIFIED SCHOOL DISTRICT
1936 Carlotta Dr. Concord
Concord, CA 94519

RIO VISTA ES ACOUSTICAL CEILING TILE AND SHADE COVERINGS

611 Pacifica Ave
Bay Point, CA 94565

SHEET TITLE

CELING DETAILS

INC.1

DRAWN BY: XX JOB NUMBER: 23118.01

SHEET NO.

A-601

DATE: AUGUST 20, 2025

CONSTRUCTION DOCUMENTS

DATE PLOTTED: 8/20/2025 9:34:32 AM FILE LOCATION: Autodesk Docs://MDUSD - Roller Shades/23118_MTDJUSD_RIO VISTA es MOD_INC01-A22.rvt

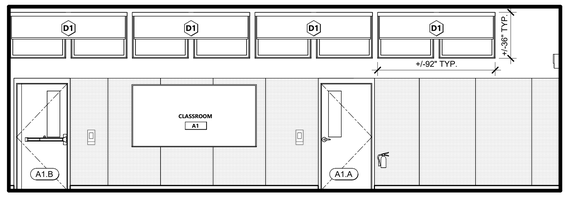

BLDG. 9 - CLASSROOM A1 - NORTH | 1/4" = 1'-0" | 11

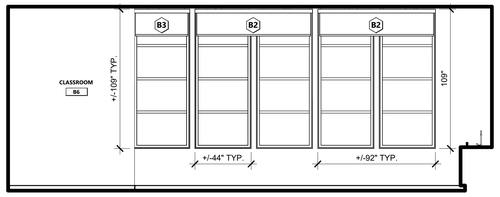

CLASSROOM B6 - SOUTH | 1/4" = 1'-0" | 6

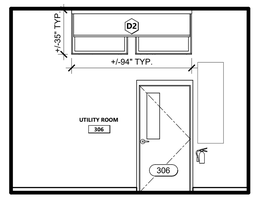

BLDG. 3 - STORAGE 306 - NORTH | 1/4" = 1'-0" | 1

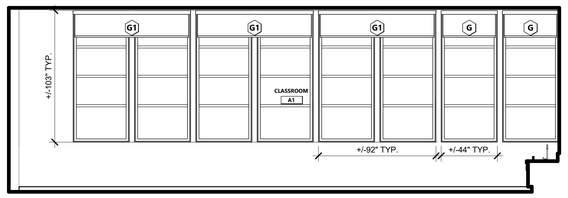

BLDG. 9 - CLASSROOM A1 - SOUTH | 1/4" = 1'-0" | 12

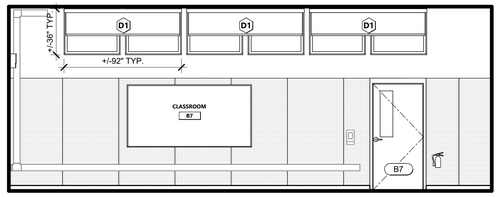

BLDG. 4 - CLASSROOM B7 - NORTH | 1/4" = 1'-0" | 7

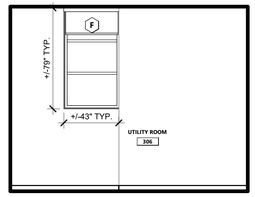

BLDG. 3 - STORAGE 306 - SOUTH | 1/4" = 1'-0" | 2

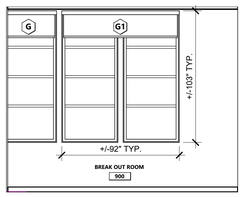

BLDG. 9 - BREAKOUT ROOM 900 - SOUTH | 1/4" = 1'-0" | 15

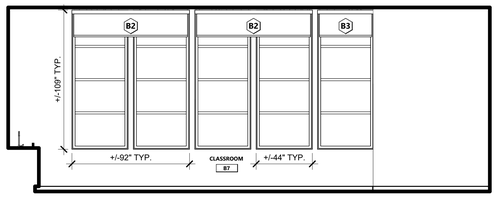

BLDG. 4 - CLASSROOM B7 - SOUTH | 1/4" = 1'-0" | 8

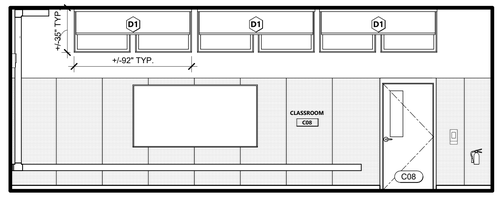

BLDG. 3 - CLASSROOM C08 - NORTH | 1/4" = 1'-0" | 3

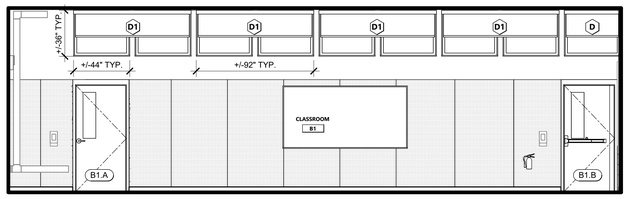

BLDG. 8 - CLASSROOM B1 - NORTH | 1/4" = 1'-0" | 13

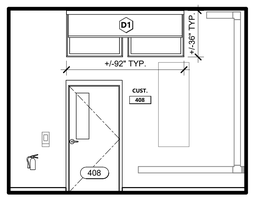

BLDG. 4 - CUST. 408 - NORTH | 1/4" = 1'-0" | 9

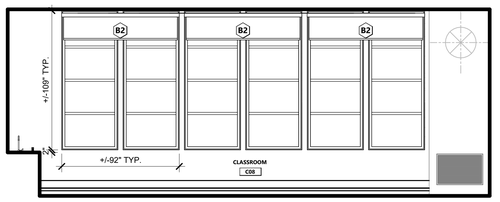

BLDG. 3 - CLASSROOM C08 - SOUTH | 1/4" = 1'-0" | 4

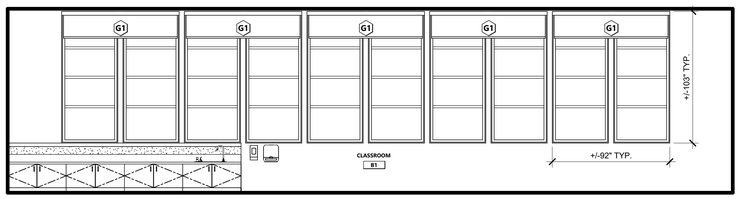

BLDG. 8 - CLASSROOM B1 - SOUTH | 1/4" = 1'-0" | 14

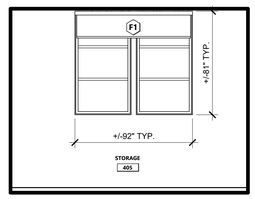

BLDG. 4 - STORAGE 405 - SOUTH | 1/4" = 1'-0" | 10

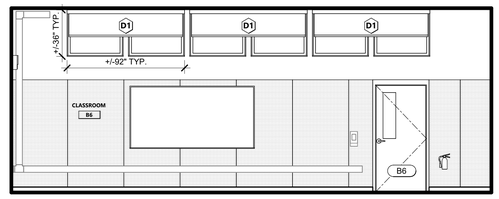

CLASSROOM B6 - NORTH | 1/4" = 1'-0" | 5

991 W HEDDING ST., SUITE 101
SAN JOSE, CA 95126
TEL (408) 715-4470

PROFESSIONAL STAMP

REVISIONS

NO.	DATE	DESCRIPTION
A	08/18/2025	ADDENDUM #2

THE ARCHITECT DOES NOT REPRESENT THAT THESE PLANS OR THE SPECIFICATIONS ARE SUITABLE FOR ANY SITE OTHER THAN THE ONE FOR WHICH THEY WERE SPECIFICALLY PREPARED. THE ARCHITECT DISCLAIMS RESPONSIBILITY FOR THESE PLANS AND SPECIFICATIONS IF THEY ARE USED IN WHOLE OR IN PART AT ANY OTHER SITE. WRITTEN DIMENSIONS ON THESE DRAWINGS SHALL HAVE PRECEDENCE OVER SCALED DIMENSIONS.

PROJECT OWNER & TITLE

MOUNT DIABLO UNIFIED SCHOOL DISTRICT
1936 Carlotta Dr. Concord
Concord, CA 94519

RIO VISTA ES ACOUSTICAL CEILING TILE AND SHADE COVERINGS

611 Pacifica Ave
Bay Point, CA 94565

SHEET TITLE

INTERIOR ELEVATIONS -ROLLER SHADES

INC 2

DRAWN BY: Author JOB NUMBER: 23118.01

SHEET NO.

A-602

DATE: AUGUST 18, 2025

CONSTRUCTION DOCUMENT

DATE PLOTTED: 8/20/2025 11:17:57 AM FILE LOCATION: Autodesk Docs://MDUSD - Roller Shades/23118_MTDUSD_RIO VISTA ES MOD_INC02_A22.rvt

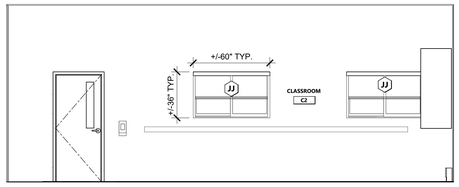

BUILDING 11 - NORTH | 1/4" = 1'-0" | **7**

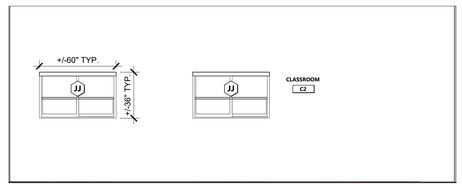

BUILDING 11 - SOUTH | 1/4" = 1'-0" | **11**



BUILDING 12 CLASSROOM C1 - NORTH | 1/4" = 1'-0" | **8**

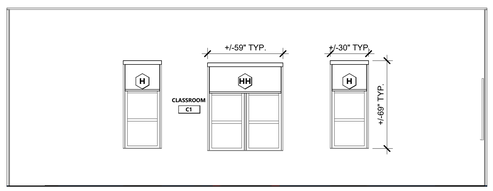

BUILDING 12 CLASSROOM C1 - SOUTH | 1/4" = 1'-0" | **12**

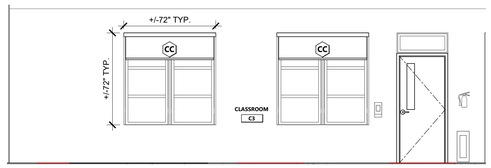

BLDG. 10 - CLASSROOM C3 - NORTH | 1/4" = 1'-0" | **1**

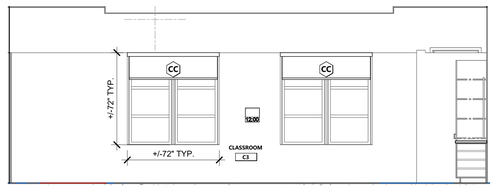

BLDG 10 - CLASSROOM C3 - SOUTH | 1/4" = 1'-0" | **2**

KEYNOTES

A

FLOOR PLAN GENERAL NOTES

1. REFER TO MANUFACTURER'S CUTSHEETS FOR SPECIFIC INSTALLATION REQUIREMENTS, INCLUDING INSTRUCTIONS FOR BRACKET PLACEMENT, MOUNTING HARDWARE, AND OPERATION REQUIREMENTS.
2. CONTRACTOR TO VERIFY IN FIELD THE ROUGH OPENINGS AND WINDOWS RECEIVING NEW ROLLER SHADES.
3. EXAMINE SUBSTRATES, AREAS, AND CONDITIONS, WITH INSTALLER PRESENT, FOR COMPLIANCE WITH REQUIREMENTS FOR INSTALLATION TOLERANCES, OPERATIONAL CLEARANCES, AND OTHER CONDITIONS AFFECTING PERFORMANCE.
4. ENSURE THE MOUNTING BRACKETS ARE LEVEL TO ENSURE THE FABRIC WILL ROLL UP PROPERLY AND OPERATE SMOOTHLY.
5. REVIEW MANUFACTURER'S CUTSHEETS AND SPECIFICATIONS FOR APPROPRIATE FASTENERS (SCREWS, ANCHORS) TO SECURELY ATTACH THE BRACKETS TO THE MOUNTING SURFACE (WALL, CEILING, OR WINDOW FRAME).
6. INSTALL ROLLER SHADES LEVEL, PLUMB, AND ALIGNED WITH ADJACENT UNITS ACCORDING TO MANUFACTURER'S WRITTEN INSTRUCTIONS, AND LOCATE SO SHADE BAND IS NOT CLOSER THAN 2 INCHES TO INTERIOR FACE OF GLASS. ALLOW CLEARANCES FOR WINDOW OPERATION HARDWARE.
7. ADJUST AND BALANCE ROLLER SHADES TO OPERATE SMOOTHLY, EASILY, SAFELY, AND FREE FROM BINDING OR MALFUNCTION THROUGHOUT ENTIRE OPERATIONAL RANGE.
8. CLEAN ROLLER SHADE SURFACES AFTER INSTALLATION, ACCORDING TO MANUFACTURER'S WRITTEN INSTRUCTIONS.
9. PROVIDE FINAL PROTECTION AND MAINTAIN CONDITIONS, IN A MANNER ACCEPTABLE TO MANUFACTURER AND INSTALLER, THAT ENSURE ROLLER SHADES ARE WITHOUT DAMAGE OR DETERIORATION AT TIME OF SUBSTANTIAL COMPLETION.
10. REPLACE DAMAGED ROLLER SHADES THAT CANNOT BE REPAIRED, IN A MANNER APPROVED BY ARCHITECT, BEFORE TIME OF SUBSTANTIAL COMPLETION.

FLOOR PLAN LEGEND

ROOM NAME — ROOM NAME
101 — ROOM NUMBER
A — ROLLER SHADES TYPE TAG
(N) SINGLE OR DUAL ROLLER SHADES

KEY PLAN

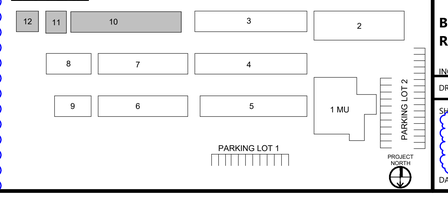

196
991 W HEDDING ST., SUITE 101
SAN JOSE, CA 95126
TEL (408) 715-4470

PROFESSIONAL STAMP

REVISIONS

NO.	DATE	DESCRIPTION
A	08/18/2025	ADDENDUM #2

THE ARCHITECT DOES NOT REPRESENT THAT THESE PLANS OR THE SPECIFICATIONS ARE SUITABLE FOR ANY SITE OTHER THAN THE ONE FOR WHICH THEY WERE SPECIFICALLY PREPARED. THE ARCHITECT DISCLAIMS RESPONSIBILITY FOR THESE PLANS AND SPECIFICATIONS IF THEY ARE USED IN WHOLE OR IN PART AT ANY OTHER SITE. WRITTEN DIMENSIONS ON THESE DRAWINGS SHALL HAVE PRECEDENCE OVER SCALED DIMENSIONS.

PROJECT OWNER & TITLE
MOUNT DIABLO UNIFIED SCHOOL DISTRICT
1936 Carlotta Dr. Concord
Concord, CA 94519

RIO VISTA ES ACOUSTICAL CEILING TILE AND SHADE COVERINGS

611 Pacifica Ave
Bay Point, CA 94565

SHEET TITLE
BLDG 10, 11 & 12 ELEVATIONS - ROLLER SHADES

INC.2

DRAWN BY: Author JOB NUMBER: 23118.01

SHEET NO.
A-603

DATE: AUGUST 18, 2025

CONSTRUCTION DOCUMENT

DATE PLOTTED: 8/20/2025 11:18:04 AM FILE LOCATION: Autodesk Docs://MDUSD - Roller Shades/23118_MTDUSD_RIO VISTA ES MOD_INC02_A22.rvt

WINDOW ROLLER SCHEDULE

ROOM	WIDTH	HEIGHT	SHADE TYPE	TAG	DETAIL	NOTES
BUILDING 3						
CLASSROOM C08	92"	36"	SINGLE	D1	5/A-601	SOHO - DOVE GREY 1605
CLASSROOM C08	92"	36"	SINGLE	D1	5/A-601	SOHO - DOVE GREY 1605
CLASSROOM C08	92"	36"	SINGLE	D1	5/A-601	SOHO - DOVE GREY 1605
CLASSROOM C08	92"	109"	DUAL	B2	3/A-601	SOHO - DOVE GREY 1905 & CHELSEA BLACKOUT - SHALE 0254
CLASSROOM C08	92"	109"	DUAL	B2	3/A-601	SOHO - DOVE GREY 1905 & CHELSEA BLACKOUT - SHALE 0254
CLASSROOM C08	92"	109"	DUAL	B2	3/A-601	SOHO - DOVE GREY 1905 & CHELSEA BLACKOUT - SHALE 0254
CLASSROOM C08	92"	109"	DUAL	B2	3/A-601	SOHO - DOVE GREY 1905 & CHELSEA BLACKOUT - SHALE 0254
CLASSROOM C08	92"	109"	DUAL	B2	3/A-601	SOHO - DOVE GREY 1905 & CHELSEA BLACKOUT - SHALE 0254
CLASSROOM C08	92"	109"	DUAL	B2	3/A-601	SOHO - DOVE GREY 1905 & CHELSEA BLACKOUT - SHALE 0254
CLASSROOM C08	92"	109"	DUAL	B2	3/A-601	SOHO - DOVE GREY 1905 & CHELSEA BLACKOUT - SHALE 0254
CLASSROOM C09	92"	109"	DUAL	B2	3/A-601	SOHO - DOVE GREY 1905 & CHELSEA BLACKOUT - SHALE 0254
CLASSROOM C09	92"	109"	DUAL	B2	3/A-601	SOHO - DOVE GREY 1905 & CHELSEA BLACKOUT - SHALE 0254
CLASSROOM C09	92"	109"	DUAL	B2	3/A-601	SOHO - DOVE GREY 1905 & CHELSEA BLACKOUT - SHALE 0254
CLASSROOM C09	92"	36"	SINGLE	D1	5/A-601	SOHO - DOVE GREY 1605
CLASSROOM C09	92"	36"	SINGLE	D1	5/A-601	SOHO - DOVE GREY 1605
CLASSROOM C09	92"	36"	SINGLE	D1	5/A-601	SOHO - DOVE GREY 1605
CLASSROOM C10	92"	109"	DUAL	B2	3/A-601	SOHO - DOVE GREY 1905 & CHELSEA BLACKOUT - SHALE 0254
CLASSROOM C10	92"	109"	DUAL	B2	3/A-601	SOHO - DOVE GREY 1905 & CHELSEA BLACKOUT - SHALE 0254
CLASSROOM C10	92"	109"	DUAL	B2	3/A-601	SOHO - DOVE GREY 1905 & CHELSEA BLACKOUT - SHALE 0254
CLASSROOM C10	92"	36"	SINGLE	D1	5/A-601	SOHO - DOVE GREY 1605
CLASSROOM C10	92"	36"	SINGLE	D1	5/A-601	SOHO - DOVE GREY 1605
CLASSROOM C10	92"	36"	SINGLE	D1	5/A-601	SOHO - DOVE GREY 1605
CLASSROOM C11	92"	109"	DUAL	B2	3/A-601	SOHO - DOVE GREY 1905 & CHELSEA BLACKOUT - SHALE 0254
CLASSROOM C11	92"	109"	DUAL	B2	3/A-601	SOHO - DOVE GREY 1905 & CHELSEA BLACKOUT - SHALE 0254
CLASSROOM C11	92"	109"	DUAL	B2	3/A-601	SOHO - DOVE GREY 1905 & CHELSEA BLACKOUT - SHALE 0254
CLASSROOM C11	92"	36"	SINGLE	D1	5/A-601	SOHO - DOVE GREY 1605
CLASSROOM C11	92"	36"	SINGLE	D1	5/A-601	SOHO - DOVE GREY 1605
CLASSROOM C11	92"	36"	SINGLE	D1	5/A-601	SOHO - DOVE GREY 1605
UTILITY ROOM 306	94"	36"	SINGLE	D2	5/A-601	SOHO - DOVE GREY 1605
UTILITY ROOM 306	44"	80"	SOLAR FILTER SHADES	F	4/A-601	SOHO - DOVE GREY 1605
BUILDING 4						
CLASSROOM B6	92"	36"	SINGLE	D1	5/A-601	SOHO - DOVE GREY 1605
CLASSROOM B6	92"	36"	SINGLE	D1	5/A-601	SOHO - DOVE GREY 1605
CLASSROOM B6	92"	36"	SINGLE	D1	5/A-601	SOHO - DOVE GREY 1605
CLASSROOM B6	44"	109"	DUAL	B3	4/A-601	SOHO - DOVE GREY 1905 & CHELSEA BLACKOUT - SHALE 0254
CLASSROOM B6	92"	109"	DUAL	B2	3/A-601	SOHO - DOVE GREY 1905 & CHELSEA BLACKOUT - SHALE 0254
CLASSROOM B6	92"	109"	DUAL	B2	3/A-601	SOHO - DOVE GREY 1905 & CHELSEA BLACKOUT - SHALE 0254
CLASSROOM B7	92"	36"	SINGLE	D1	5/A-601	SOHO - DOVE GREY 1605
CLASSROOM B7	92"	36"	SINGLE	D1	5/A-601	SOHO - DOVE GREY 1605
CLASSROOM B7	92"	36"	SINGLE	D1	5/A-601	SOHO - DOVE GREY 1605
CLASSROOM B7	44"	109"	DUAL	B3	4/A-601	SOHO - DOVE GREY 1905 & CHELSEA BLACKOUT - SHALE 0254
CLASSROOM B7	92"	109"	DUAL	B2	3/A-601	SOHO - DOVE GREY 1905 & CHELSEA BLACKOUT - SHALE 0254
CLASSROOM B7	92"	109"	DUAL	B2	3/A-601	SOHO - DOVE GREY 1905 & CHELSEA BLACKOUT - SHALE 0254
CLASSROOM B8	92"	36"	SINGLE	D1	5/A-601	SOHO - DOVE GREY 1605
CLASSROOM B8	92"	36"	SINGLE	D1	5/A-601	SOHO - DOVE GREY 1605
CLASSROOM B8	92"	36"	SINGLE	D1	5/A-601	SOHO - DOVE GREY 1605
CLASSROOM B8	44"	109"	DUAL	B3	4/A-601	SOHO - DOVE GREY 1905 & CHELSEA BLACKOUT - SHALE 0254
CLASSROOM B8	44"	109"	DUAL	B3	4/A-601	SOHO - DOVE GREY 1905 & CHELSEA BLACKOUT - SHALE 0254
CLASSROOM B8	92"	109"	DUAL	B2	3/A-601	SOHO - DOVE GREY 1905 & CHELSEA BLACKOUT - SHALE 0254
CLASSROOM B8	92"	109"	DUAL	B2	3/A-601	SOHO - DOVE GREY 1905 & CHELSEA BLACKOUT - SHALE 0254
CLASSROOM B9	92"	36"	SINGLE	D1	5/A-601	SOHO - DOVE GREY 1605
CLASSROOM B9	92"	36"	SINGLE	D1	5/A-601	SOHO - DOVE GREY 1605
CLASSROOM B9	92"	36"	SINGLE	D1	5/A-601	SOHO - DOVE GREY 1605
CLASSROOM B9	44"	109"	DUAL	B3	4/A-601	SOHO - DOVE GREY 1905 & CHELSEA BLACKOUT - SHALE 0254
CLASSROOM B9	92"	109"	DUAL	B2	3/A-601	SOHO - DOVE GREY 1905 & CHELSEA BLACKOUT - SHALE 0254
CLASSROOM B9	92"	109"	DUAL	B2	3/A-601	SOHO - DOVE GREY 1905 & CHELSEA BLACKOUT - SHALE 0254
CUST. 408	92"	36"	SINGLE	D1	5/A-601	SOHO - DOVE GREY 1605
STORAGE 405	92"	80"	SINGLE	F1	5/A-601	SOHO - DOVE GREY 1605
STORAGE 406	44"	109"	DUAL	B3	4/A-601	SOHO - DOVE GREY 1905 & CHELSEA BLACKOUT - SHALE 0254
STORAGE 406	44"	109"	DUAL	B3	4/A-601	SOHO - DOVE GREY 1905 & CHELSEA BLACKOUT - SHALE 0254
STORAGE 406	44"	109"	DUAL	B3	4/A-601	SOHO - DOVE GREY 1905 & CHELSEA BLACKOUT - SHALE 0254
STORAGE 407	44"	109"	DUAL	B3	4/A-601	SOHO - DOVE GREY 1905 & CHELSEA BLACKOUT - SHALE 0254
STORAGE 407	44"	109"	DUAL	B3	4/A-601	SOHO - DOVE GREY 1905 & CHELSEA BLACKOUT - SHALE 0254
STORAGE 407	44"	109"	DUAL	B3	4/A-601	SOHO - DOVE GREY 1905 & CHELSEA BLACKOUT - SHALE 0254
BUILDING 6						
CLASSROOM A2	92"	36"	SINGLE	D1	5/A-601	SOHO - DOVE GREY 1605
CLASSROOM A2	92"	36"	SINGLE	D1	5/A-601	SOHO - DOVE GREY 1605
CLASSROOM A2	92"	36"	SINGLE	D1	5/A-601	SOHO - DOVE GREY 1605
CLASSROOM A2	92"	109"	DUAL	B2	3/A-601	SOHO - DOVE GREY 1905 & CHELSEA BLACKOUT - SHALE 0254
CLASSROOM A2	92"	109"	DUAL	B2	3/A-601	SOHO - DOVE GREY 1905 & CHELSEA BLACKOUT - SHALE 0254
CLASSROOM A2	44"	109"	DUAL	B3	4/A-601	SOHO - DOVE GREY 1905 & CHELSEA BLACKOUT - SHALE 0254
CLASSROOM A2	44"	109"	DUAL	B3	4/A-601	SOHO - DOVE GREY 1905 & CHELSEA BLACKOUT - SHALE 0254
CLASSROOM A3	92"	109"	DUAL	B2	3/A-601	SOHO - DOVE GREY 1905 & CHELSEA BLACKOUT - SHALE 0254
CLASSROOM A3	92"	109"	DUAL	B2	3/A-601	SOHO - DOVE GREY 1905 & CHELSEA BLACKOUT - SHALE 0254
CLASSROOM A3	44"	109"	DUAL	B3	4/A-601	SOHO - DOVE GREY 1905 & CHELSEA BLACKOUT - SHALE 0254
CLASSROOM A3	44"	109"	DUAL	B3	4/A-601	SOHO - DOVE GREY 1905 & CHELSEA BLACKOUT - SHALE 0254
CLASSROOM A3	92"	36"	SINGLE	D1	5/A-601	SOHO - DOVE GREY 1605
CLASSROOM A3	92"	36"	SINGLE	D1	5/A-601	SOHO - DOVE GREY 1605
CLASSROOM A3	92"	36"	SINGLE	D1	5/A-601	SOHO - DOVE GREY 1605
CLASSROOM A4	92"	109"	DUAL	B2	3/A-601	SOHO - DOVE GREY 1905 & CHELSEA BLACKOUT - SHALE 0254
CLASSROOM A4	92"	109"	DUAL	B2	3/A-601	SOHO - DOVE GREY 1905 & CHELSEA BLACKOUT - SHALE 0254
CLASSROOM A4	44"	109"	DUAL	B3	4/A-601	SOHO - DOVE GREY 1905 & CHELSEA BLACKOUT - SHALE 0254
CLASSROOM A4	44"	109"	DUAL	B3	4/A-601	SOHO - DOVE GREY 1905 & CHELSEA BLACKOUT - SHALE 0254
CLASSROOM A4	92"	36"	SINGLE	D1	5/A-601	SOHO - DOVE GREY 1605
CLASSROOM A4	92"	36"	SINGLE	D1	5/A-601	SOHO - DOVE GREY 1605
CLASSROOM A4	92"	36"	SINGLE	D1	5/A-601	SOHO - DOVE GREY 1605
CLASSROOM A5	92"	109"	DUAL	B2	3/A-601	SOHO - DOVE GREY 1905 & CHELSEA BLACKOUT - SHALE 0254
CLASSROOM A5	92"	109"	DUAL	B2	3/A-601	SOHO - DOVE GREY 1905 & CHELSEA BLACKOUT - SHALE 0254
CLASSROOM A5	44"	109"	DUAL	B3	4/A-601	SOHO - DOVE GREY 1905 & CHELSEA BLACKOUT - SHALE 0254
CLASSROOM A5	44"	109"	DUAL	B3	4/A-601	SOHO - DOVE GREY 1905 & CHELSEA BLACKOUT - SHALE 0254
CLASSROOM A5	92"	36"	SINGLE	D1	5/A-601	SOHO - DOVE GREY 1605
CLASSROOM A5	92"	36"	SINGLE	D1	5/A-601	SOHO - DOVE GREY 1605
CLASSROOM A5	92"	36"	SINGLE	D1	5/A-601	SOHO - DOVE GREY 1605
BUILDING 8						
CLASSROOM B1	92"	36"	SINGLE	D1	5/A-601	SOHO - DOVE GREY 1605
CLASSROOM B1	92"	36"	SINGLE	D1	5/A-601	SOHO - DOVE GREY 1605
CLASSROOM B1	92"	36"	SINGLE	D1	5/A-601	SOHO - DOVE GREY 1605
CLASSROOM B1	92"	36"	SINGLE	D1	5/A-601	SOHO - DOVE GREY 1605
CLASSROOM B1	44"	36"	SINGLE	D	4/A-601	SOHO - DOVE GREY 1605
CLASSROOM B1	92"	103"	DUAL	G1	3/A-601	SOHO - DOVE GREY 1905 & CHELSEA BLACKOUT - SHALE 0254
CLASSROOM B1	92"	103"	DUAL	G1	3/A-601	SOHO - DOVE GREY 1905 & CHELSEA BLACKOUT - SHALE 0254
CLASSROOM B1	92"	103"	DUAL	G1	3/A-601	SOHO - DOVE GREY 1905 & CHELSEA BLACKOUT - SHALE 0254
CLASSROOM B1	92"	103"	DUAL	G1	3/A-601	SOHO - DOVE GREY 1905 & CHELSEA BLACKOUT - SHALE 0254
CLASSROOM B1	92"	103"	DUAL	G1	3/A-601	SOHO - DOVE GREY 1905 & CHELSEA BLACKOUT - SHALE 0254
STORAGE 805	44"	36"	SINGLE	D	4/A-601	SOHO - DOVE GREY 1605
BUILDING 9						
BREAKOUT ROOM 900	92"	103"	DUAL	G1	3/A-601	SOHO - DOVE GREY 1905 & CHELSEA BLACKOUT - SHALE 0254
BREAKOUT ROOM 900	44"	103"	DUAL	G	4/A-601	SOHO - DOVE GREY 1905 & CHELSEA BLACKOUT - SHALE 0254
CLASSROOM A1	92"	36"	SINGLE	D1	5/A-601	SOHO - DOVE GREY 1605
CLASSROOM A1	92"	36"	SINGLE	D1	5/A-601	SOHO - DOVE GREY 1605
CLASSROOM A1	92"	36"	SINGLE	D1	5/A-601	SOHO - DOVE GREY 1605
CLASSROOM A1	92"	36"	SINGLE	D1	5/A-601	SOHO - DOVE GREY 1605
CLASSROOM A1	92"	103"	DUAL	G1	3/A-601	SOHO - DOVE GREY 1905 & CHELSEA BLACKOUT - SHALE 0254
CLASSROOM A1	92"	103"	DUAL	G1	3/A-601	SOHO - DOVE GREY 1905 & CHELSEA BLACKOUT - SHALE 0254
CLASSROOM A1	92"	103"	DUAL	G1	3/A-601	SOHO - DOVE GREY 1905 & CHELSEA BLACKOUT - SHALE 0254
CLASSROOM A1	44"	103"	DUAL	G	4/A-601	SOHO - DOVE GREY 1905 & CHELSEA BLACKOUT - SHALE 0254
CLASSROOM A1	44"	103"	DUAL	G	4/A-601	SOHO - DOVE GREY 1905 & CHELSEA BLACKOUT - SHALE 0254
STORAGE 901	44"	36"	SINGLE	D	4/A-601	SOHO - DOVE GREY 1605
BUILDING 10						
CLASSROOM C3	72"	72"	DUAL	CC	1/A-601	SOHO - DOVE GREY 1905 & CHELSEA BLACKOUT - SHALE 0254
CLASSROOM C3	72"	72"	DUAL	CC	1/A-601	SOHO - DOVE GREY 1905 & CHELSEA BLACKOUT - SHALE 0254
CLASSROOM C3	72"	72"	DUAL	CC	1/A-601	SOHO - DOVE GREY 1905 & CHELSEA BLACKOUT - SHALE 0254
CLASSROOM C3	72"	72"	DUAL	CC	1/A-601	SOHO - DOVE GREY 1905 & CHELSEA BLACKOUT - SHALE 0254
CLASSROOM C4	72"	72"	DUAL	CC	1/A-601	SOHO - DOVE GREY 1905 & CHELSEA BLACKOUT - SHALE 0254
CLASSROOM C4	72"	72"	DUAL	CC	1/A-601	SOHO - DOVE GREY 1905 & CHELSEA BLACKOUT - SHALE 0254
CLASSROOM C4	72"	72"	DUAL	CC	1/A-601	SOHO - DOVE GREY 1905 & CHELSEA BLACKOUT - SHALE 0254
CLASSROOM C4	72"	72"	DUAL	CC	1/A-601	SOHO - DOVE GREY 1905 & CHELSEA BLACKOUT - SHALE 0254
CLASSROOM C5	72"	72"	DUAL	CC	1/A-601	SOHO - DOVE GREY 1905 & CHELSEA BLACKOUT - SHALE 0254
CLASSROOM C5	72"	72"	DUAL	CC	1/A-601	SOHO - DOVE GREY 1905 & CHELSEA BLACKOUT - SHALE 0254
CLASSROOM C5	72"	72"	DUAL	CC	1/A-601	SOHO - DOVE GREY 1905 & CHELSEA BLACKOUT - SHALE 0254
CLASSROOM C5	72"	72"	DUAL	CC	1/A-601	SOHO - DOVE GREY 1905 & CHELSEA BLACKOUT - SHALE 0254
CLASSROOM C6	72"	72"	DUAL	CC	1/A-601	SOHO - DOVE GREY 1905 & CHELSEA BLACKOUT - SHALE 0254
CLASSROOM C6	72"	72"	DUAL	CC	1/A-601	SOHO - DOVE GREY 1905 & CHELSEA BLACKOUT - SHALE 0254
CLASSROOM C6	72"	72"	DUAL	CC	1/A-601	SOHO - DOVE GREY 1905 & CHELSEA BLACKOUT - SHALE 0254
CLASSROOM C6	72"	72"	DUAL	CC	1/A-601	SOHO - DOVE GREY 1905 & CHELSEA BLACKOUT - SHALE 0254
CLASSROOM C-6A	72"	72"	DUAL	CC	1/A-601	SOHO - DOVE GREY 1905 & CHELSEA BLACKOUT - SHALE 0254
CLASSROOM C-6A	72"	72"	DUAL	CC	1/A-601	SOHO - DOVE GREY 1905 & CHELSEA BLACKOUT - SHALE 0254
CLASSROOM C-6A	72"	72"	DUAL	CC	1/A-601	SOHO - DOVE GREY 1905 & CHELSEA BLACKOUT - SHALE 0254
CLASSROOM C-6A	72"	72"	DUAL	CC	1/A-601	SOHO - DOVE GREY 1905 & CHELSEA BLACKOUT - SHALE 0254
BUILDING 11						
CLASSROOM C2	60"	36"	DUAL	JJ	1/A-601	SOHO - DOVE GREY 1905 & CHELSEA BLACKOUT - SHALE 0254
CLASSROOM C2	60"	36"	DUAL	JJ	1/A-601	SOHO - DOVE GREY 1905 & CHELSEA BLACKOUT - SHALE 0254
CLASSROOM C2	60"	36"	DUAL	JJ	1/A-601	SOHO - DOVE GREY 1905 & CHELSEA BLACKOUT - SHALE 0254

991 W HEDDING ST., SUITE 101
SAN JOSE, CA 95126
TEL (408) 715-4470

PROFESSIONAL STAMP

REVISIONS

NO.	DATE	DESCRIPTION
A	08/18/2025	ADDENDUM #2

THE ARCHITECT DOES NOT REPRESENT THAT THESE PLANS OR THE SPECIFICATIONS ARE SUITABLE FOR ANY SITE OTHER THAN THE ONE FOR WHICH THEY WERE SPECIFICALLY PREPARED. THE ARCHITECT DISCLAIMS RESPONSIBILITY FOR THESE PLANS AND SPECIFICATIONS IF THEY ARE USED IN WHOLE OR IN PART AT ANY OTHER SITE. WRITTEN DIMENSIONS ON THESE DRAWINGS SHALL HAVE PRECEDENCE OVER SCALED DIMENSIONS.

PROJECT OWNER & TITLE

MOUNT DIABLO UNIFIED SCHOOL DISTRICT
1936 Carlotta Dr. Concord
Concord, CA 94519

RIO VISTA ES ACOUSTICAL CEILING TILE AND SHADE COVERINGS

611 Pacifica Ave
Bay Point, CA 94565

SHEET TITLE

SCHEDULE - ROLLER SHADES

INC 2

DRAWN BY: Author JOB NUMBER: 23118.01

SHEET NO.

A-801

DATE: AUGUST 18, 2025

CONSTRUCTION DOCUMENT

DATE PLOTTED: 8/20/2025 11:18:04 AM FILE LOCATION: Autodesk Docs://MDUSD - Roller Shades/23118_MTDUSD_RIO VISTA ES MOD_INC02_A22.rvt

MT DIABLO UNIFIED SCHOOL DISTRICT

MT. DIABLO ES ACOUSTICAL CEILING TILE AND SHADE COVERINGS

AUGUST 27, 2025

CONSTRUCTION DOCUMENTS

196

991 W HEDDING ST., SUITE 101
SAN JOSE, CA 95126
TEL (408) 715-4470

PROFESSIONAL STAMP

REVISIONS

NO.	DATE	DESCRIPTION
A	08/18/2025	ADDENDUM #2

THE ARCHITECT DOES NOT REPRESENT THAT THESE PLANS OR THE SPECIFICATIONS ARE SUITABLE FOR ANY SITE OTHER THAN THE ONE FOR WHICH THEY WERE SPECIFICALLY PREPARED. THE ARCHITECT DISCLAIMS RESPONSIBILITY FOR THESE PLANS AND SPECIFICATIONS IF THEY ARE USED IN WHOLE OR IN PART AT ANY OTHER SITE. WRITTEN DIMENSIONS ON THESE DRAWINGS SHALL HAVE PRECEDENCE OVER SCALED DIMENSIONS.

PROJECT OWNER & TITLE

MT DIABLO UNIFIED SCHOOL DISTRICT
1936 Carlotta Way
Concord, CA 94519

MT. DIABLO ES ACOUSTICAL CEILING TILE AND SHADE COVERINGS
5880 Mt. Zion Drive
Clayton, CA 94517

SHEET TITLE

COVER SHEET

INCREMENT 2

DRAWN BY: xx JOB NUMBER: 23120.01

SHEET NO.

G-000

DATE: AUGUST 18, 2025

CONSTRUCTION DOCUMENTS

DATE PLOTTED: 8/19/2025 2:22:51 PM FILE LOCATION: Autodesk Docs://MDUSD - Roller Shades/23120_MTDUSD_MT DIABLO ES MOD_INC02_A22.rvt

MT DIABLO UNIFIED SCHOOL DISTRICT

MT. DIABLO ES ACOUSTICAL CEILING TILE AND SHADE COVERINGS

SYMBOLS

DRAFTING ITEMS

- DATUM - CONTROL POINT
- DIMENSION LINE AND TICK
- MATCHLINE - SEE: 1 / A101
- BREAK LINE
- 01.23.A KEYNOTE
- Name / Elevation PROJECT LEVEL MARKER
- 0 COLUMN GRID MARKER
- REVISION CLOUD
- 1 CMNT # REVISION TAG
- PROJECT NORTH — PROJECT NORTH ARROW
- 101AA DOOR TAG

VIEW REFERENCES

- 1 / A101 SIM — VIEW REFERENCE / SHEET REFERENCE
- 1 / A101 SIM — DETAIL VIEW
- 1 / A101 TYP. — SECTION VIEW
- 1 / A101 SIM — ENLARGED VIEW
- 1A / A-101 — INTERIOR ELEVATION (VIEW REFERENCE / SHEET REFERENCE)
- 99 / A1-100 — EXTERIOR ELEVATION
- A — ROLLER SHADE MARK AND TAG

ABBREVIATIONS

@	AT	LAV	LAVATORY
℄	CENTER LINE	MATL	MATERIAL
d	PENNY	MAX	MAXIMUM
0#	POUND	MB	MACHINE BOLT
⊥	PERPENDICULAR	MECH	MECHANICAL
∠	ANGLE	MFR	MANUFACTURE OR MANUFACTURER
AB	ANCHOR BOLT	MH	MAN HOLE
AC	ASPHALTIC CONCRETE	MIN	MINIMUM
ACT	ACOUSTICAL CEILING TILE	MISC	MISCELLANEOUS
AFF	ABOVE FINISH FLOOR	MO	MASONRY OPENING
ALT	ALTERNATE	N	NORTH
ALUM	ALUMINUM	(N)	NEW
ANOD	ANODIZED	NIC	NOT IN CONTRACT
APPROX	APPROXIMATE	NO OR #	NUMBER
ARCH	ARCHITECT OR ARCHITECTURAL	NTS	NOT TO SCALE
BD	BOARD	OC	ON CENTER
BLDG	BUILDING	OD	OUTSIDE DIAMETER
BLK(G)	BLOCK(ING)	OH	OPPOSITE HAND
BOB	BOTTOM OF BEAM	OPNG	OPENING
BM	BEAM	PL	PLATE OR PROPERTY LINE
CB	CATCH BASIN	PLAM	PLASTIC LAMINATE
CI	CAST IRON	PLAS	PLASTER (NUMBER - SEE SPECS)
CJ	CONSTRUCTION JOINT	PLYWD	PLYWOOD
CLG	CEILING	PNT	PAINT (NUMBER - SEE SPECS)
CLR	CLEAR	PTDF	PRESSURE TREATED DOUGLAS FUR
CMU	CONCRETE MASONRY UNIT	QT	QUARRY TILE
CO	CLEAN OUT	RD	ROOF DRAIN
COL	COLUMN	REF	REFRIGERATOR
CONC	CONCRETE	REINF	REINFORCE OR REINFORCING
CONT	CONTINUOUS	RH	ROUND HEAD
CSK	COUNTERSINK	RM	ROOM
CW	COLD WATER CHANNEL	RO	ROUGH OPENING
DBL	DOUBLE	RWD	REDWOOD
DEPT	DEPARTMENT	S	SOUTH
DET	DETAIL	S.C.D.	SEE CIVIL DRAWINGS
DF	DRINKING FOUNTAIN	S.E.D.	SEE ELECTRICAL DRAWINGS
DIA	DIAMETER	S.M.D.	SEE MECHANICAL DRAWINGS
DIAG	DIAGONAL	S.P.D.	SEE PLUMBING DRAWINGS
DN	DOWN	S.S.D.	SEE STRUCTURAL DRAWINGS
DS	DOWNSPOUT	S.T.D.	SEE TECHNICAL DRAWINGS
DWG	DRAWING	SCH	SCHEDULE
E	EAST	SD	STORM DRAIN
(E)	EXISTING	SHR	SHOWER
EB	EXPANSION BOLT	SHT	SHEET
EJ	EXPANSION JOINT	SHTHG	SHEATHING
ELEV	ELEVATION	SIM	SIMILAR
ELEC	ELECTRIC(AL)	SMACNA	THE ARCH SHEET METAL MANUAL
EP	EDGE OF PAVING	SPEC	SPECIFICATION
EQ	EQUAL	SQ	SQUARE
EQUIP	EQUIPMENT	SSTL	STAINLESS STEEL
FD	FLOOR DRAIN	STD	STANDARD
FE(C)	FIRE EXTINGUISHER (& CABINET)	S.T.D.	SEE TECHNICAL DRAWINGS
FF	FINISHED FLOOR	STL	STEEL
FG	FINISHED GRADE	SUSP	SUSPENDED
FH	FLAT HEAD OR FIRE HYDRANT	SYM	SYMMETRICAL
FIN	FINISH	TOB	TOP OF BEAM
FL	FLOW LINE	TOC	TOP OF CURB OR TOP OF CONCRETE
FLG	FLASHING	TCB	TOP OF CATCH BASIN
FLR	FLOOR	TEL	TELEPHONE
FOC	FACE OF CONCRETE	TEMP	TEMPERATURE OR TEMPERED
FOF	FACE OF FINISH	T&G	TONGUE & GROOVE
FOM	FACE OF MASONRY	TP	TOP OF PAVING
FOS	FACE OF STUD	TS	STRUCTURAL TUBING
FRP	FIBERGLASS REINFORCED PANEL	TV	TELEVISION
FT	FOOT OR FEET	TOW	TOP OF WALL
FTG	FOOTING	TYP	TYPICAL (ITEMS TYPICAL UNLESS SHOWN OR NOTED OTHERWISE)
GA	GAUGE	UON	UNLESS OTHERWISE NOTED
GALV	GALVANIZED	VCT	VINYL COMPOSITION TILE
GB	GRAB BAR, GRADE BREAK	VERT	VERTICAL
GL	GLASS	VGDF	VERTICAL GRAIN DOUGLAS FIR
GLB	GLUE LAMINATED BEAM	VTR	VENT THRU ROOF
GYP	GYPSUM	W	WEST
GWB	GYPSUM WALL BOARD	WC	WATER CLOSET
HB	HOSE BIBB	W.C.	WHEELCHAIR ACCESSIBLE
HDR	HEADER	WD	WOOD
HGT	HEIGHT	WF	WIDE FLANGE
HORIZ	HORIZONTAL	WH	WATER HEATER
HTR	HEATER	WP	WATERPROOF
HVAC	HEATING/VENTILATING/AIR CONDITIONING	WS	WOOD SCREW
		WSCT	WAINSCOT
		WWF	WELDED WIRE FABRIC
ID	INSIDE DIAMETER	W/	WITH
INSUL	INSULATION OR INSULATED	W/O	WITHOUT
INV	INVERT	R.U.D.	ROLLED UP DIAMETER

GENERAL PROJECT NOTES - K12

1. ALL WORK SHALL CONFORM TO 2022 TITLE 24 CALIFORNIA CODE OF REGULATIONS (CCR).
2. THE PROJECT MANUAL AND SPECIFICATIONS IN CONJUNCTION WITH THESE DRAWINGS AND REFERENCES SHALL FORM A PART OF THE CONTRACT AND SHALL BE REFERRED TO AS THE "DOCUMENTS." THE DOCUMENTS DEFINE THE WORK TO BE PERFORMED AS AGREED TO IN THE CONTRACT
3. CHANGES TO APPROVED DRAWINGS AND SPECIFICATIONS SHALL BE MADE BY AN ADDENDUM OR A CONSTRUCTION CHANGE DOCUMENT (CCD) APPROVED BY THE DIVISION OF THE STATE ARCHITECT AS REQUIRED BY SECTION 4-338, PART 1, T24 CCR.
4. A DSA CERTIFIED **INSPECTOR CLASS 3** SHALL BE EMPLOYED BY THE DISTRICT AND SHALL PROVIDE CONTINUOUS INSPECTION OF THE WORK. THE DUTIES OF THE INSPECTION ARE DEFINED IN SECTION 4-342, PART 1, T24, CCR.
5. APPARENT DISCREPANCIES ON DRAWINGS AND/OR SPECIFICATIONS SHALL BE REPORTED TO THE ARCHITECT BEFORE PROCEEDING WITH THE WORK.
6. ANY DIFFERENCE BETWEEN THE EXISTING CONSTRUCTION AS OBSERVED IN THE FIELD AND AS SHOWN ON THE DRAWING SHALL BE REPORTED TO THE ARCHITECT BEFORE PROCEEDING WITH THE WORK.
7. THE CONTRACTOR SHALL VERIFY ALL DIMENSIONS PRIOR TO STARTING WORK. THE ARCHITECT SHALL BE NOTIFIED OF ANY DISCREPANCIES OR INCONSISTENCIES. THE CONTRACTOR IS RESPONSIBLE FOR CHECKING AND COORDINATING DIMENSIONS.
8. IT SHALL BE THE RESPONSIBILITY OF THE GENERAL CONTRACTOR TO ENSURE THAT ALL APPLICABLE SAFETY LAWS ARE STRICTLY ENFORCED AND TO MAINTAIN A SAFE CONSTRUCTION PROJECT.
9. IT SHALL BE THE RESPONSIBILITY OF THE GENERAL CONTRACTOR TO PROVIDE SUPERVISION OF THE CONSTRUCTION WORK TO ENSURE THAT IT IS BUILT IN CONFORMANCE WITH THE APPROVED PLANS AND SPECIFICATIONS. THE ARCHITECT WILL PROVIDE ONLY PERIODIC OBSERVATION OF THE WORK. SEE NOTE 4 FOR DSA INSPECTION REQUIREMENTS.
10. ANY DAMAGE DONE TO THE EXISTING CONSTRUCTION DURING THE COURSE OF THIS WORK SHALL BE REPLACED BY THE CONTRACTOR AT THE CONTRACTOR'S EXPENSE WITH NO ADDITIONAL COST TO THE OWNER.
11. GRADING PLANS, DRAINAGE IMPROVEMENTS, ROAD & ACCESS REQUIREMENTS AND ENVIRONMENTAL HEALTH CONSIDERATIONS SHALL COMPLY WITH ALL LOCAL ORDINANCES.
12. THE SEISMIC ANCHORAGE OF MECHANICAL AND ELECTRICAL EQUIPMENT SHALL CONFORM TO CCR TITLE 24, 2022 CBC SECTION 1616A.1.18 AND ASCE-7-16 SECTION 13.6 ANCHORAGE DETAILS FOR ROOF/FLOOR MOUNTED EQUIPMENT SHALL BE SHOWN ON PLANS.
13. CUTTING, BORING, SAW CUTTING OR DRILLING THROUGH THE NEW OR EXISTING STRUCTURAL ELEMENTS TO BE DONE ONLY WHEN SO DETAILED IN THE DRAWINGS OR ACCEPTED BY THE ARCHITECT AND THE STRUCTURAL ENGINEER WITH THE APPROVAL OF DSA REPRESENTATIVE. ALL WELDING SHALL BE SPECIALLY INSPECTED BY AN AWS-CWI QUALIFIED INSPECTOR APPROVED BY DSA. ALL BRACING OF DUCTS AND PIPING SHALL BE INSTALLED AS APPROVED BY DSA. WHERE BRACING DETAILS ARE NOT SHOWN ON THE DRAWINGS, THE FIELD INSTALLATION SHALL BE SUBJECT TO THE APPROVAL OF THE ARCHITECT, MECHANICAL ENGINEER AND FIELD ENGINEER. A COPY OF THE DRAWINGS APPROVED BY DSA SHALL BE PROVIDED BY THE CONTRACTOR AND KEPT ON THE JOB AT ALL TIMES.
14. THE INTENT OF THESE DRAWINGS AND SPECIFICATIONS IS THAT THE WORK OF THE ALTERATION, REHABILITATION OR RECONSTRUCTION IS TO BE IN ACCORDANCE WITH TITLE 24, CALIFORNIA CODE OF REGULATIONS. SHOULD ANY EXISTING CONDITIONS SUCH AS DETERIORATION OR NON-COMPLYING CONSTRUCTION BE DISCOVERED WHICH IS NOT COVERED BY THE CONTRACT DOCUMENTS WHEREIN THE FINISHED WORK WILL NOT COMPLY WITH TITLE 24, CALIFORNIA CODE OF REGULATIONS, A CONSTRUCTION CHANGE DOCUMENT, OR A SEPARATE SET OF PLANS AND SPECIFICATIONS, DETAILING AND SPECIFYING THE REQUIRED WORK SHALL BE SUBMITTED TO AND APPROVED BY THE DIVISION OF THE STATE ARCHITECT BEFORE PROCEEDING WITH THE WORK.
15. A DSA ACCEPTED TESTING LABORATORY DIRECTLY EMPLOYED BY THE SCHOOL DISTRICT (OWNER) SHALL CONDUCT ALL THE REQUIRED TESTS AND INSPECTIONS FOR THE PROJECT.
16. IT SHALL BE THE RESPONSIBILITY OF THE GENERAL CONTRACTOR TO COMPLY WITH CBC AND CFC CHAPTER 33 FIRE SAFETY DURING CONSTRUCTION AND DEMOLITION.
17. DO NOT SCALE DRAWINGS, DIMENSIONS SHOWN SHALL TAKE PRECEDENCE OVER DRAWING SCALE. WHENEVER DSA FINDS ANY CONSTRUCTION WORK IS BEING PERFORMED IN A MANNER CONTRARY TO THE PROVISIONS OF THE CALIFORNIA BUILDING CODE AND THAT WOULD COMPROMISE THE STRUCTURAL INTEGRITY OF THE BUILDING, THE DEPARTMENT OF GENERAL SERVICES, STATE OF CALIFORNIA, IS AUTHORIZED TO ISSUE A STOP WORK ORDER PER SECTION 4-334.1 CALIFORNIA ADMINISTRATIVE CODE (PART 1, TITLE 24, CCR).
18. TITLE 24 PARTS 1-5 AND 9 MUST BE KEPT ON SITE DURING CONSTRUCTION
19. ALL STRUCTURAL, ARCHITECTURAL, MECHANICAL, ELECTRICAL, AND PLUMBING MATERIALS INSTALLATION TO COMPLY WITH APPLICABLE CODES, STANDARDS, AND MANUFACTURER'S RECOMMENDATIONS.
20. PROJECT INSPECTION (PI) SHALL WITNESS AND VERIFY GROUNDING.
21. SUBSTITUTION OF PRODUCTS OR CONSTRUCTION PROCESS WHICH AFFECT THE STRUCTURAL SAFETY, FIRE AND LIFE-SAFETY, OR ACCESSIBILITY OF THIS PROJECT SHALL BE SUBMITTED TO DSA FOR REVIEW AND APPROVAL AS AN ADDENDUM OR CONSTRUCTION CHANGE DOCUMENT.
22. PER CALIFORNIA ENERGY CODE SECTION 10-103 REQUIRES ACCEPTANCE TESTING ON ALL NEWLY INSTALLED LIGHTING CONTROLS, MECHANICAL SYSTEMS, ENVELOPES, AND PROCESS EQUIPMENT AFTER INSTALLATION AND BEFORE PROJECT COMPLETION. AN ACCEPTANCE TEST IS A FUNCTIONAL PERFORMANCE TEST TO HELP ENSURE THAT NEWLY INSTALLED EQUIPMENT IS OPERATING AND IN COMPLIANCE WITH THE ENERGY CODE.
    - A. LIGHTING CONTROLS ACCEPTANCE TESTS MUST BE PERFORMED BY A CERTIFIED LIGHTING CONTROLS ACCEPTANCE TEST TECHNICIAN (ATT).
    - B. MECHANICAL SYSTEM ACCEPTANCE TESTS MUST BE PERFORMED BY A CERTIFIED MECHANICAL ATT FOR PROJECTS SUBMITTED ON OR AFTER OCTOBER 1, 2021.
    - C. ENVELOPE AND PROCESS EQUIPMENT ACCEPTANCE TESTS SHALL BE PERFORMED BY THE INSTALLING CONTRACTOR, ENGINEER/ARCHITECT OF RECORD OR THE OWNER 'S AGENT.
    - D. THE ACCEPTANCE TESTING PROCEDURES MUST BE REPEATED, AND DEFICIENCIES MUST BE CORRECTED BY THE BUILDER OR INSTALLING CONTRACTOR UNTIL THE CONSTRUCTION/INSTALLATION OF THE SPECIFIED SYSTEMS CONFORM AND PASS THE REQUIRED ACCEPTANCE CRITERIA.
    - E. PROJECT INSPECTORS WILL COLLECT THE FORMS TO CONFIRM THAT THE REQUIRED ACCEPTANCE TESTS HAVE BEEN COMPLETED.
    - F. A LISTING OF CERTIFIED ATT CAN BE FOUND AT: HTTPS://WWW.ENERGY.CA.GOV/PROGRAMS-AND-TOPICS/PROGRAMS/ACCEPTANCE-TEST-TECHNICIAN-CERTIFICATION-PROVIDER-PROGRAM/ACCEPTANCE.

PROJECT DESCRIPTION

- ROLLER SHADES INSTALLATION FOR CLASSROOM BUILDINGS 1, 2, 3, 4, 5, 6, 8, 9, 10, K.
- INSTALLATION OF ACOUSTICAL CEILING TILE FOR CLASSROOM BUILDINGS 2, 3, 4, 5,

SHEET #	SHEET NAME	REV #	DATE
1. OVERALL GENERAL INFORMATION			
G-000	COVER SHEET		
G-001	TITLE SHEET	A	08-18-2025
GENERAL SHEETS TOTAL: 2			
3. ARCHITECTURAL DRAWINGS			
A-201	BLDG K, 1, 5, & 8 - WINDOW ROLLER SHADES FLOOR PLAN		
A-202	BLDG 2, 3, 4 & 5 - FLOOR PLANS RS	A	08-18-2025
A-203	BLDG 6 - FLOOR PLAN RS	A	08-18-2025
A-204	BLDG 9 & 10 - FLOOR PLAN RS	A	08-18-2025
A-205	BLDG 2, 3, & 4 - REFLECTED CEILING PLANS	A	08-18-2025
A-206	BLDG 5 - REFLECTED CEILING PLANS	A	08-18-2025
A-601	BLDG K, 1, 5, & 8 - TYPICAL ELEV AND DETAIL		
A-602	BLDG K, 1, 5, & 8 - TYPICAL ELEV AND DETAIL		
A-801	SCHEDULE - ROLLER SHADES		
ARCHITECTURAL SHEETS TOTAL: 9			
OVERALL SHEET TOTAL: 11			

VICINITY MAP

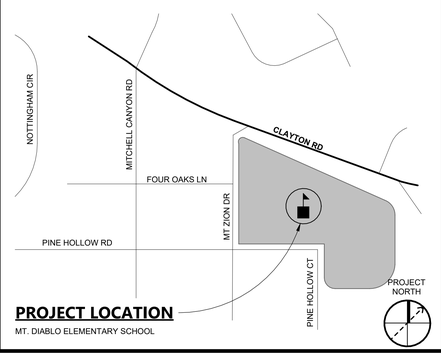

PROJECT LOCATION

MT. DIABLO ELEMENTARY SCHOOL

196

991 W HEDDING ST., SUITE 101
SAN JOSE, CA 95126
TEL (408) 715-4470

PROFESSIONAL STAMP

REVISIONS

NO.	DATE	DESCRIPTION
A	08/18/2025	ADDENDUM #2

THE ARCHITECT DOES NOT REPRESENT THAT THESE PLANS OR THE SPECIFICATIONS ARE SUITABLE FOR ANY SITE OTHER THAN THE ONE FOR WHICH THEY WERE SPECIFICALLY PREPARED. THE ARCHITECT DISCLAIMS RESPONSIBILITY FOR THESE PLANS AND SPECIFICATIONS IF THEY ARE USED IN WHOLE OR IN PART AT ANY OTHER SITE. WRITTEN DIMENSIONS ON THESE DRAWINGS SHALL HAVE PRECEDENCE OVER SCALED DIMENSIONS.

PROJECT OWNER & TITLE

MT DIABLO UNIFIED SCHOOL DISTRICT
1936 Carlotta Way
Concord, CA 94519

MT. DIABLO ES ACOUSTICAL CEILING TILE AND SHADE COVERINGS
5880 Mt. Zion Drive
Clayton, CA 94517

SHEET TITLE

TITLE SHEET

INCREMENT 2

DRAWN BY: JK JOB NUMBER: 23120.01

SHEET NO.

G-001

DATE: AUGUST 18, 2025

CONSTRUCTION DOCUMENTS

DATE PLOTTED: 8/19/2025 2:22:51 PM FILE LOCATION: Autodesk Docs://MDUSD - Roller Shades/23120_MTDUSD_MT DIABLO ES MOD_INC02_A22.rvt

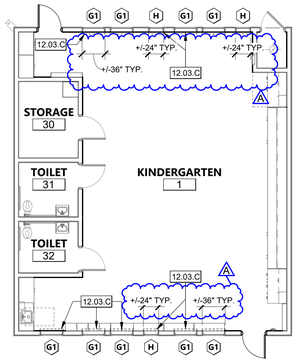

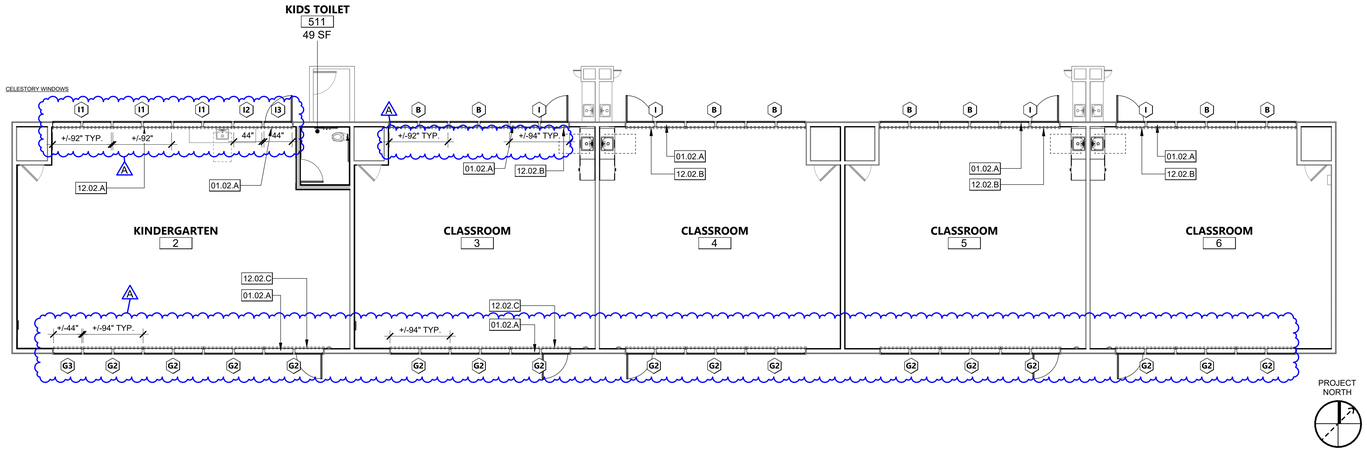

BUILDING K FLOOR PLAN | 1/8" = 1'-0" | 7

BUILDING 1 - FLOOR PLAN | 1/8" = 1'-0" | 1

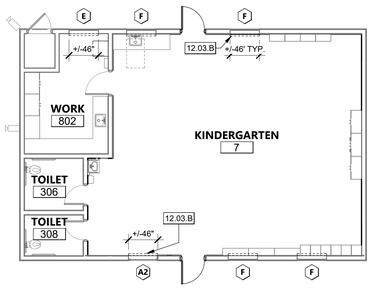

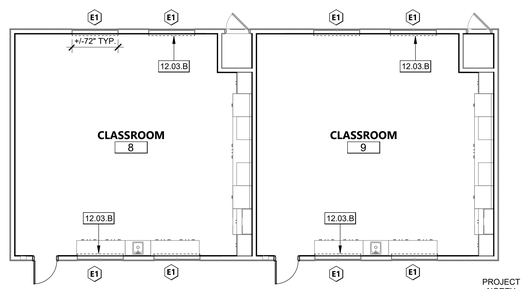

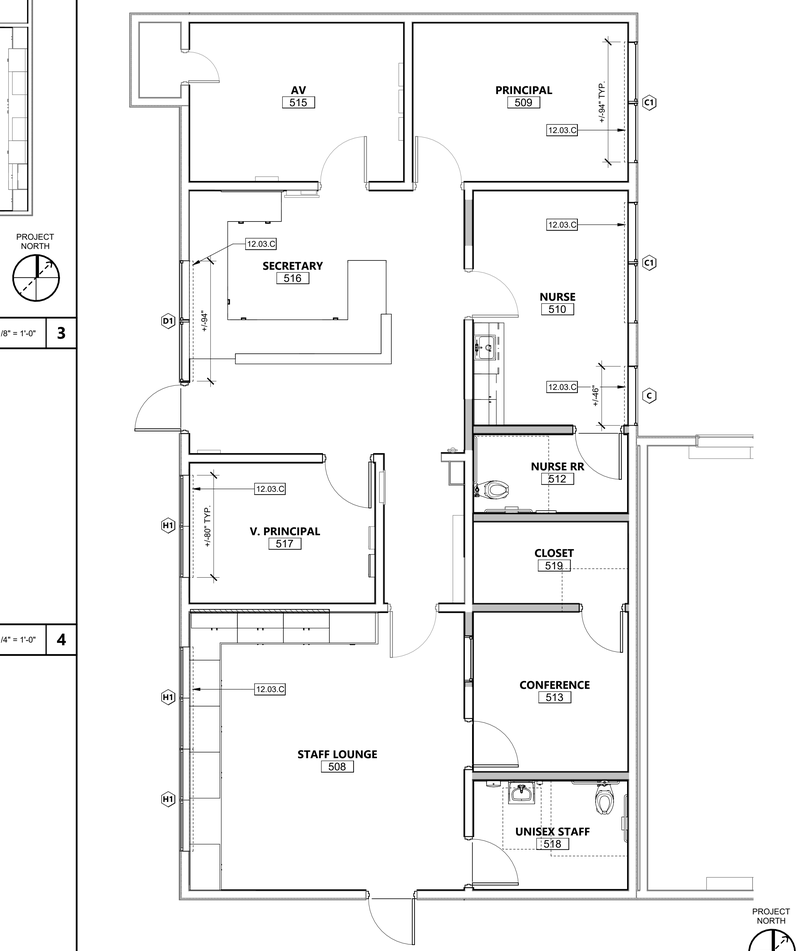

BUILDING 8 FLOOR PLAN | 1/8" = 1'-0" | 3

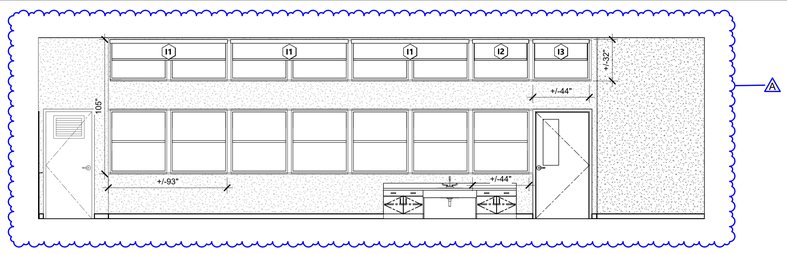

BLDG 1 - KINDERGARTEN 2 - NORTH | 1/4" = 1'-0" | 4

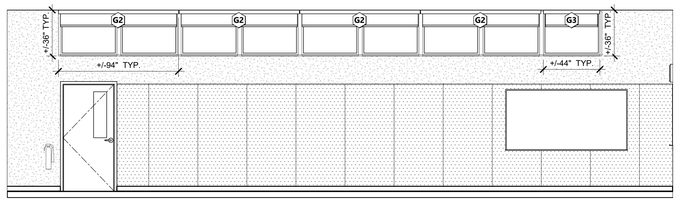

BLDG 1 - KINDERGARTEN 2 -SOUTH | 1/4" = 1'-0" | 5

BUILDING 5 ADMIN - FLOOR PLAN | 1/4" = 1'-0" | 2

KEYNOTES.

01.02.A	(E) TRANSOM WINDOWS ABOVE, SEE INTERIOR ELEVATIONS 4&5/A-201
12.02.A	(N) ROLLER SHADE I1 & I2 FOR (E) WINDOW ABOVE AND BELOW, SEE INTERIOR ELEVATION 4/A-201
12.02.B	(N) ROLLER SHADE I FOR (E) TRANSOM WINDOW ABOVE. SEE INTERIOR ELEVATIONS.
12.02.C	(N) ROLLER SHADE G2 FOR (E) TRANSOM WINDOW ABOVE, SEE INTERIOR ELEVATION 5/A-201.
12.03.B	(N) ROLLER SHADE TO BE STUD MOUNTED. REFER DETAIL 3 & 5/A-601. SEE INTERIOR ELEVATIONS
12.03.C	(N) ROLLER SHADE TO BE WALL MOUNTED. REFER DETAIL 1/A-601. SEE INTERIOR ELEVATIONS

LEGEND - FLOOR PLAN

ROOM NAME — ROOM NAME
101 — ROOM NUMBER
150 SF — ROOM AREA

A — ROLLER SHADES TYPE TAG

(N) SINGLE OR DUAL ROLLER SHADES

LEGEND - FLOOR PLAN GENERAL NOTES

1. REFER TO MANUFACTURER'S CUTSHEETS FOR SPECIFIC INSTALLATION REQUIREMENTS, INCLUDING INSTRUCTIONS FOR BRACKET PLACEMENT, MOUNTING HARDWARE, AND OPERATION REQUIREMENTS.
2. CONTRACTOR TO VERIFY IN FIELD THE ROUGH OPENINGS AND WINDOWS RECEIVING NEW ROLLER SHADES.
3. EXAMINE SUBSTRATES, AREAS, AND CONDITIONS, WITH INSTALLER PRESENT, FOR COMPLIANCE WITH REQUIREMENTS FOR INSTALLATION TOLERANCES, OPERATIONAL CLEARANCES, AND OTHER CONDITIONS AFFECTING PERFORMANCE.
4. ENSURE THE MOUNTING BRACKETS ARE LEVEL TO ENSURE THE FABRIC WILL ROLL UP PROPERLY AND OPERATE SMOOTHLY.
5. REVIEW MANUFACTURER'S CUTSHEETS AND SPECIFICATIONS FOR APPROPRIATE FASTENERS (SCREWS, ANCHORS) TO SECURELY ATTACH THE BRACKETS TO THE MOUNTING SURFACE (WALL, CEILING, OR WINDOW FRAME).
6. INSTALL ROLLER SHADES LEVEL, PLUMB, AND ALIGNED WITH ADJACENT UNITS ACCORDING TO MANUFACTURER'S WRITTEN INSTRUCTIONS, AND LOCATE SO SHADE BAND IS NOT CLOSER THAN 2 INCHES TO INTERIOR FACE OF GLASS. ALLOW CLEARANCES FOR WINDOW OPERATION HARDWARE.
7. ADJUST AND BALANCE ROLLER SHADES TO OPERATE SMOOTHLY, EASILY, SAFELY, AND FREE FROM BINDING OR MALFUNCTION THROUGHOUT ENTIRE OPERATIONAL RANGE.
8. CLEAN ROLLER SHADE SURFACES AFTER INSTALLATION, ACCORDING TO MANUFACTURER'S WRITTEN INSTRUCTIONS.
9. PROVIDE FINAL PROTECTION AND MAINTAIN CONDITIONS, IN A MANNER ACCEPTABLE TO MANUFACTURER AND INSTALLER, THAT ENSURE ROLLER SHADES ARE WITHOUT DAMAGE OR DETERIORATION AT TIME OF SUBSTANTIAL COMPLETION.
10. REPLACE DAMAGED ROLLER SHADES THAT CANNOT BE REPAIRED, IN A MANNER APPROVED BY ARCHITECT, BEFORE TIME OF SUBSTANTIAL COMPLETION.

KEY PLAN

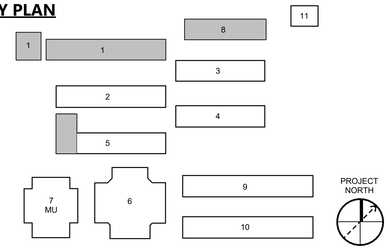

196
991 W HEDDING ST., SUITE 101
SAN JOSE, CA 95126
TEL (408) 715-4470

PROFESSIONAL STAMP

REVISIONS

NO.	DATE	DESCRIPTION
A	08/18/2025	ADDENDUM #2

THE ARCHITECT DOES NOT REPRESENT THAT THESE PLANS OR THE SPECIFICATIONS ARE SUITABLE FOR ANY SITE OTHER THAN THE ONE FOR WHICH THEY WERE SPECIFICALLY PREPARED. THE ARCHITECT DISCLAIMS RESPONSIBILITY FOR THESE PLANS AND SPECIFICATIONS IF THEY ARE USED IN WHOLE OR IN PART AT ANY OTHER SITE. WRITTEN DIMENSIONS ON THESE DRAWINGS SHALL HAVE PRECEDENCE OVER SCALED DIMENSIONS.

PROJECT OWNER & TITLE

MOUNT DIABLO UNIFIED SCHOOL DISTRICT
1936 Carlotta Way
Concord, CA 94519

MT. DIABLO ES ACOUSTICAL CEILING TILE AND SHADE COVERINGS

5880 Mt. Zion Drive
Clayton, CA 94517

SHEET TITLE

BLDG K, 1, 5, & 8 - WINDOW ROLLER SHADE FLOOR PLAN

INCREMENT 1

DRAWN BY: XX JOB NUMBER: 23120.01

SHEET NO.

A-201

DATE: AUGUST 18, 2025

DATE PLOTTED: 8/19/2025 2:14:29 PM FILE LOCATION: Autodesk Docs://MDUSD - Roller Shades/23120_MTDIUSD_MT DIABLO ES MOD_INC01_A22.rvt

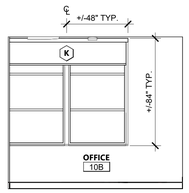

OFFICE 10B - N | 1/4" = 1'-0" | 12

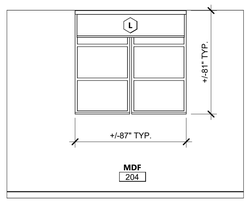

MDF 204 - RS | 1/4" = 1'-0" | 7

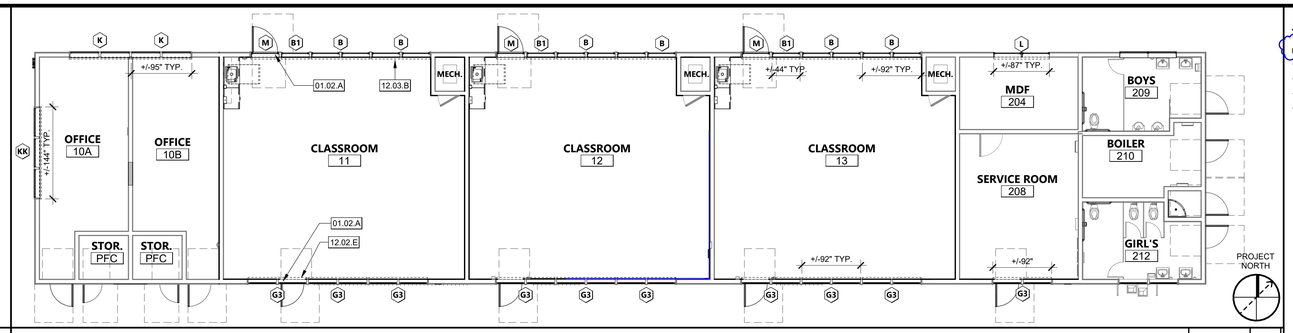

BUILDING 2 FLOOR PLAN - RS | 1/8" = 1'-0" | 1



BLDG 2 CR - NORTH - RS | 1/4" = 1'-0" | 8

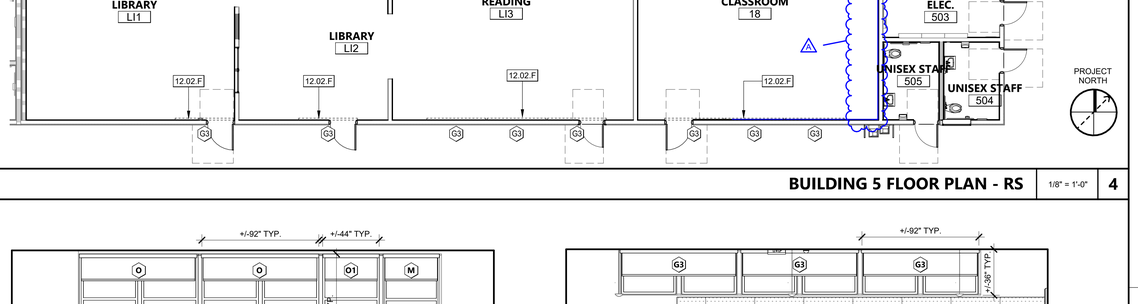

BUILDING 3 FLOOR PLAN - RS | 1/8" = 1'-0" | 2

BLDG 2 CR - SOUTH - RS | 1/4" = 1'-0" | 9

BUILDING 4 FLOOR PLAN - RS | 1/8" = 1'-0" | 3

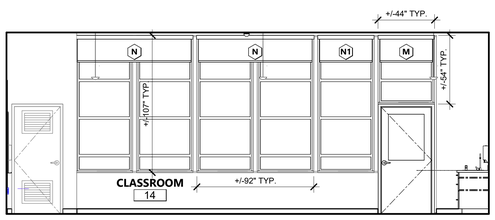

BLDG 3 CR - NORTH - RS | 1/4" = 1'-0" | 10

BUILDING 5 FLOOR PLAN - RS | 1/8" = 1'-0" | 4

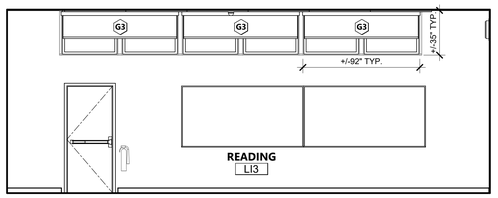

BLDG 5 LI3 - S- RS | 1/4" = 1'-0" | 11

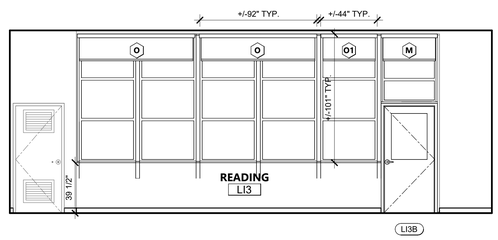

BLDG 5 READING LI3 - NORTH | 1/4" = 1'-0" | 6

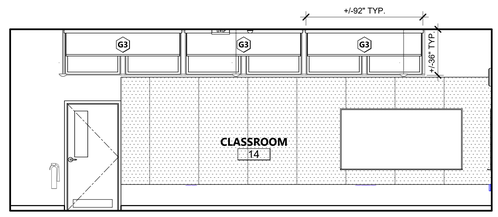

BLDG 3 CR - SOUTH - RS | 1/4" = 1'-0" | 5

KEYNOTES

01.02.A	(E) TRANSOM WINDOWS ABOVE. SEE INTERIOR ELEVATION 8/A-202
12.02.E	(N) ROLLER SHADE G3 FOR (E) TRANSOM WINDOW ABOVE. SEE INTERIOR ELEVATIONS
12.02.F	(N) ROLLER SHADE G3 FOR (E) TRANSOM WINDOW ABOVE. SEE INTERIOR ELEVATIONS 11/A-202
12.03.A	(N) ROLLER SHADE TO BE JAMB MOUNTED. REFER DETAIL 4/A-601. SEE INTERIOR ELEVATIONS.
12.03.B	(N) ROLLER SHADE TO BE STUD MOUNTED. REFER DETAIL 3 & 5/A-601. SEE INTERIOR ELEVATIONS.

LEGEND - FLOOR PLAN GENERAL NOTES

1. REFER TO MANUFACTURER'S CUTSHEETS FOR SPECIFIC INSTALLATION REQUIREMENTS, INCLUDING INSTRUCTIONS FOR BRACKET PLACEMENT, MOUNTING HARDWARE, AND OPERATION REQUIREMENTS.
2. CONTRACTOR TO VERIFY IN FIELD THE ROUGH OPENINGS AND WINDOWS RECEIVING NEW ROLLER SHADES.
3. EXAMINE SUBSTRATES, AREAS, AND CONDITIONS, WITH INSTALLER PRESENT, FOR COMPLIANCE WITH REQUIREMENTS FOR INSTALLATION TOLERANCES, OPERATIONAL CLEARANCES, AND OTHER CONDITIONS AFFECTING PERFORMANCE.
4. ENSURE THE MOUNTING BRACKETS ARE LEVEL TO ENSURE THE FABRIC WILL ROLL UP PROPERLY AND OPERATE SMOOTHLY.
5. REVIEW MANUFACTURER'S CUTSHEETS AND SPECIFICATIONS FOR APPROPRIATE FASTENERS (SCREWS, ANCHORS) TO SECURELY ATTACH THE BRACKETS TO THE MOUNTING SURFACE (WALL, CEILING, OR WINDOW FRAME).
6. INSTALL ROLLER SHADES LEVEL, PLUMB, AND ALIGNED WITH ADJACENT UNITS ACCORDING TO MANUFACTURER'S WRITTEN INSTRUCTIONS, AND LOCATE SO SHADE BAND IS NOT CLOSER THAN 2 INCHES TO INTERIOR FACE OF GLASS. ALLOW CLEARANCES FOR WINDOW OPERATION HARDWARE.
7. ADJUST AND BALANCE ROLLER SHADES TO OPERATE SMOOTHLY, EASILY, SAFELY, AND FREE FROM BINDING OR MALFUNCTION THROUGHOUT ENTIRE OPERATIONAL RANGE.
8. CLEAN ROLLER SHADE SURFACES AFTER INSTALLATION, ACCORDING TO MANUFACTURER'S WRITTEN INSTRUCTIONS.
9. PROVIDE FINAL PROTECTION AND MAINTAIN CONDITIONS, IN A MANNER ACCEPTABLE TO MANUFACTURER AND INSTALLER, THAT ENSURE ROLLER SHADES ARE WITHOUT DAMAGE OR DETERIORATION AT TIME OF SUBSTANTIAL COMPLETION.
10. REPLACE DAMAGED ROLLER SHADES THAT CANNOT BE REPAIRED, IN A MANNER APPROVED BY ARCHITECT, BEFORE TIME OF SUBSTANTIAL COMPLETION.

LEGEND - FLOOR PLAN

ROOM NAME — ROOM NAME
101 — ROOM NUMBER
150 SF — ROOM AREA
A — ROLLER SHADES TYPE TAG
(N) SINGLE OR DUAL ROLLER SHADES

KEY PLAN

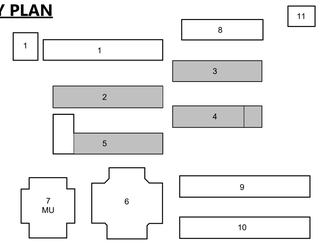

196
991 W HEDDING ST., SUITE 101
SAN JOSE, CA 95126
TEL (408) 715-4470

PROFESSIONAL STAMP

REVISIONS

NO.	DATE	DESCRIPTION
A	08/18/2025	ADDENDUM #2

THE ARCHITECT DOES NOT REPRESENT THAT THESE PLANS OR THE SPECIFICATIONS ARE SUITABLE FOR ANY SITE OTHER THAN THE ONE FOR WHICH THEY WERE SPECIFICALLY PREPARED. THE ARCHITECT DISCLAIMS RESPONSIBILITY FOR THESE PLANS AND SPECIFICATIONS IF THEY ARE USED IN WHOLE OR IN PART AT ANY OTHER SITE. WRITTEN DIMENSIONS ON THESE DRAWINGS SHALL HAVE PRECEDENCE OVER SCALED DIMENSIONS.

PROJECT OWNER & TITLE

MT DIABLO UNIFIED SCHOOL DISTRICT
1936 Carlotta Way
Concord, CA 94519

MT. DIABLO ES ACOUSTICAL CEILING TILE AND SHADE COVERINGS

5880 Mt. Zion Drive
Clayton, CA 94517

SHEET TITLE

BLDG 2, 3, 4 & 5 - FLOOR PLANS RS

INCREMENT 2

DRAWN BY: XX JOB NUMBER: 23120.01

SHEET NO.

A-202

DATE: AUGUST 18, 2025

CONSTRUCTION DOCUMENTS

FILE LOCATION: Autodesk Docs://MDUSD - Roller Shades/23120_MTDUSD_MT DIABLO ES MOD_INC02_A22.rvt

DATE PLOTTED: 8/19/2025 2:22:22 PM

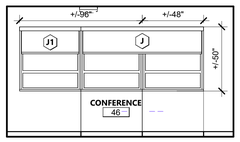

CONFERENCE 46 - WEST - RS | 1/4" = 1'-0" | 7

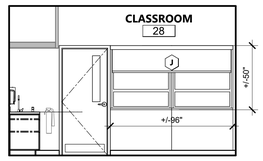

BLDG 6 CR 28 - EAST RS | 1/4" = 1'-0" | 6

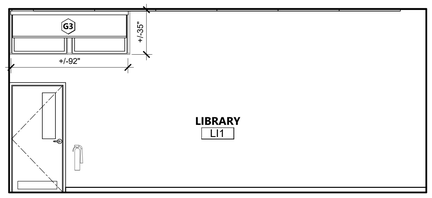

BLDG 5 LI1 - S- RS | 1/4" = 1'-0" | 8

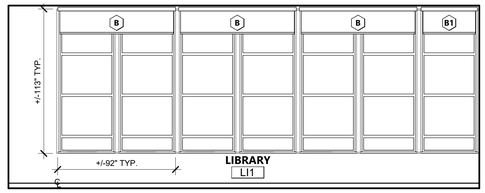

BLDG 5 LI1 - N - RS | 1/4" = 1'-0" | 9

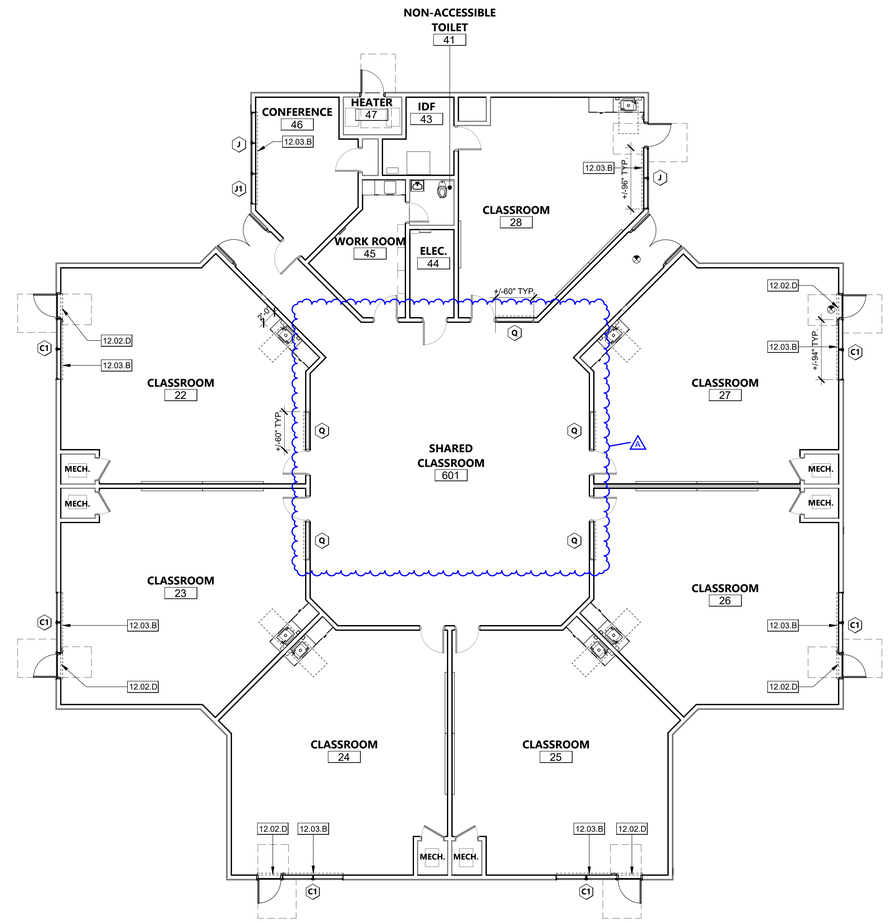

BUILDING 6 FLOOR PLAN RS | 1/8" = 1'-0" | 1

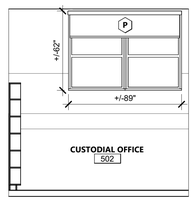

CUSTODIAL OFFICE - 502 - RS | 1/4" = 1'-0" | 10

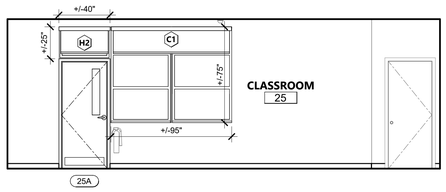

BLDG 6 CR 25 - SOUTH - RS | 1/4" = 1'-0" | 4

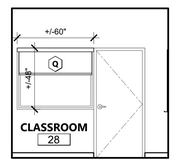

BLDG 6 CR 28 - SOUTH | 1/4" = 1'-0" | 2

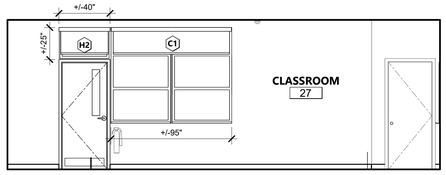

BLDG 6 CR 26, 27 - EAST RS | 1/4" = 1'-0" | 5



BLDG 5 LI2 - S -RS | 1/4" = 1'-0" | 3

KEYNOTES

12.02.D	(N) ROLLER SHADE H2 FOR (E) TRANSOM WINDOW ABOVE, SEE INTERIOR ELEVATION 5/A-203
12.03.B	(N) ROLLER SHADE TO BE STUD MOUNTED. REFER DETAIL 3 & 5/A-601. SEE INTERIOR ELEVATIONS.

LEGEND - FLOOR PLAN GENERAL NOTES

1. REFER TO MANUFACTURER'S CUTSHEETS FOR SPECIFIC INSTALLATION REQUIREMENTS, INCLUDING INSTRUCTIONS FOR BRACKET PLACEMENT, MOUNTING HARDWARE, AND OPERATION REQUIREMENTS.
2. CONTRACTOR TO VERIFY IN FIELD THE ROUGH OPENINGS AND WINDOWS RECEIVING NEW ROLLER SHADES.
3. EXAMINE SUBSTRATES, AREAS, AND CONDITIONS, WITH INSTALLER PRESENT, FOR COMPLIANCE WITH REQUIREMENTS FOR INSTALLATION TOLERANCES, OPERATIONAL CLEARANCES, AND OTHER CONDITIONS AFFECTING PERFORMANCE.
4. ENSURE THE MOUNTING BRACKETS ARE LEVEL TO ENSURE THE FABRIC WILL ROLL UP PROPERLY AND OPERATE SMOOTHLY.
5. REVIEW MANUFACTURER'S CUTSHEETS AND SPECIFICATIONS FOR APPROPRIATE FASTENERS (SCREWS, ANCHORS) TO SECURELY ATTACH THE BRACKETS TO THE MOUNTING SURFACE (WALL, CEILING, OR WINDOW FRAME).
6. INSTALL ROLLER SHADES LEVEL, PLUMB, AND ALIGNED WITH ADJACENT UNITS ACCORDING TO MANUFACTURER'S WRITTEN INSTRUCTIONS, AND LOCATE SO SHADE BAND IS NOT CLOSER THAN 2 INCHES TO INTERIOR FACE OF GLASS. ALLOW CLEARANCES FOR WINDOW OPERATION HARDWARE.
7. ADJUST AND BALANCE ROLLER SHADES TO OPERATE SMOOTHLY, EASILY, SAFELY, AND FREE FROM BINDING OR MALFUNCTION THROUGHOUT ENTIRE OPERATIONAL RANGE.
8. CLEAN ROLLER SHADE SURFACES AFTER INSTALLATION, ACCORDING TO MANUFACTURER'S WRITTEN INSTRUCTIONS.
9. PROVIDE FINAL PROTECTION AND MAINTAIN CONDITIONS, IN A MANNER ACCEPTABLE TO MANUFACTURER AND INSTALLER, THAT ENSURE ROLLER SHADES ARE WITHOUT DAMAGE OR DETERIORATION AT TIME OF SUBSTANTIAL COMPLETION.
10. REPLACE DAMAGED ROLLER SHADES THAT CANNOT BE REPAIRED, IN A MANNER APPROVED BY ARCHITECT, BEFORE TIME OF SUBSTANTIAL COMPLETION.

LEGEND - FLOOR PLAN

ROOM NAME — ROOM NAME
101 — ROOM NUMBER
150 SF — ROOM AREA

(A) — ROLLER SHADES TYPE TAG

(N) SINGLE OR DUAL ROLLER SHADES

KEY PLAN

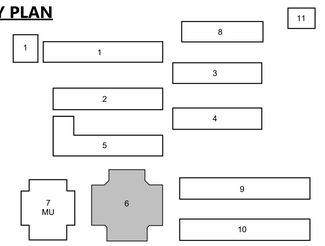

196
991 W HEDDING ST., SUITE 101
SAN JOSE, CA 95126
TEL (408) 715-4470

PROFESSIONAL STAMP

REVISIONS

NO.	DATE	DESCRIPTION
A	08/18/2025	ADDENDUM #2

THE ARCHITECT DOES NOT REPRESENT THAT THESE PLANS OR THE SPECIFICATIONS ARE SUITABLE FOR ANY SITE OTHER THAN THE ONE FOR WHICH THEY WERE SPECIFICALLY PREPARED. THE ARCHITECT DISCLAIMS RESPONSIBILITY FOR THESE PLANS AND SPECIFICATIONS IF THEY ARE USED IN WHOLE OR IN PART AT ANY OTHER SITE. WRITTEN DIMENSIONS ON THESE DRAWINGS SHALL HAVE PRECEDENCE OVER SCALED DIMENSIONS.

PROJECT OWNER & TITLE
MT DIABLO UNIFIED SCHOOL DISTRICT
1936 Carlotta Way
Concord, CA 94519

MT. DIABLO ES ACOUSTICAL CEILING TILE AND SHADE COVERINGS

5880 Mt. Zion Drive
Clayton, CA 94517

SHEET TITLE
BLDG 6 - FLOOR PLAN RS

INCREMENT 2

DRAWN BY: XX JOB NUMBER: 23120.01

SHEET NO.
A-203

DATE: AUGUST 18, 2025

CONSTRUCTION DOCUMENTS

DATE PLOTTED: 8/19/2025 2:22:34 PM FILE LOCATION: Autodesk Docs://MDUSD - Roller Shades/23120_MTDUSD_MT DIABLO ES MOD_INC02_A22.rvt

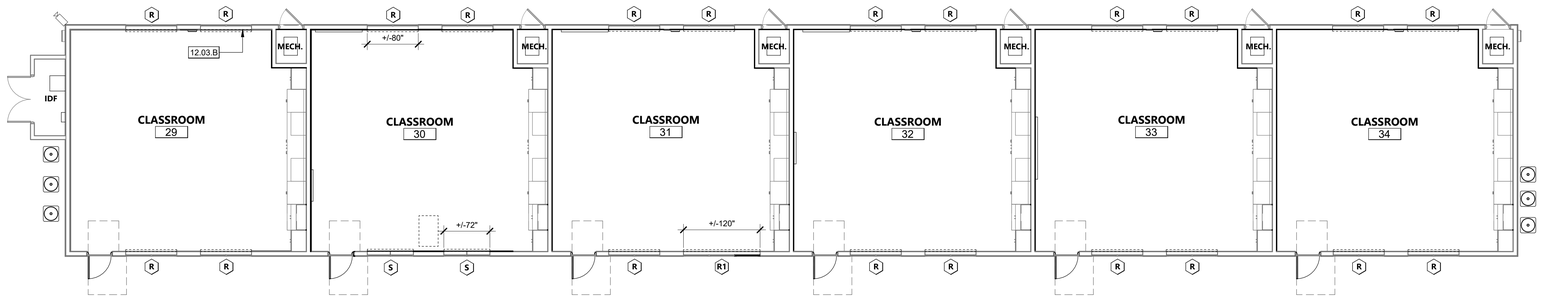

PROJECT NORTH

BUILDING 9 FLOOR PLAN - RS | 1/8" = 1'-0" | **1**

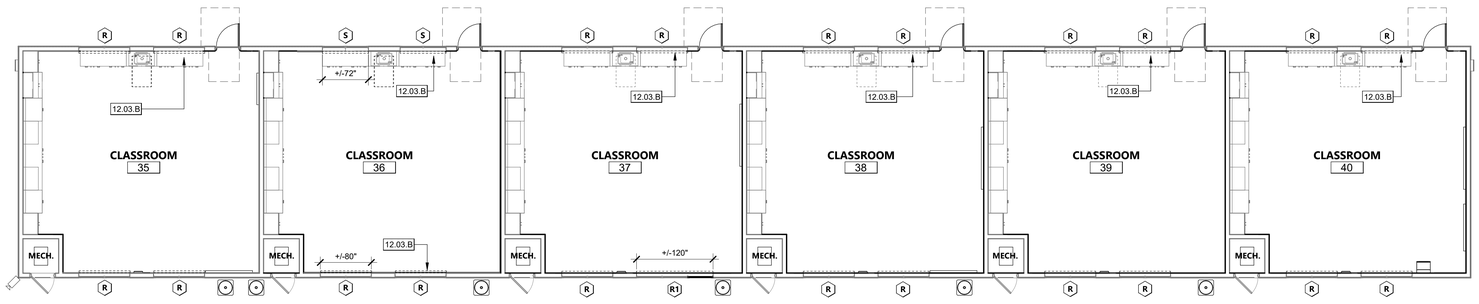

PROJECT NORTH

BUILDING 10 FLOOR PLAN - RS | 1/8" = 1'-0" | **2**

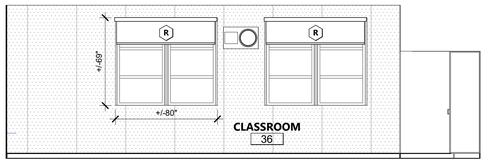

BLDG 10 CR - SOUTH | 1/4" = 1'-0" | **6**

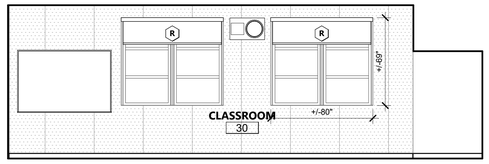

BLDG 9 CR - NORTH | 1/4" = 1'-0" | **3**

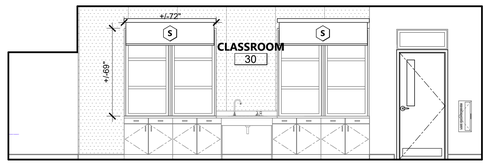

BLDG 9 CR - SOUTH | 1/4" = 1'-0" | **4**

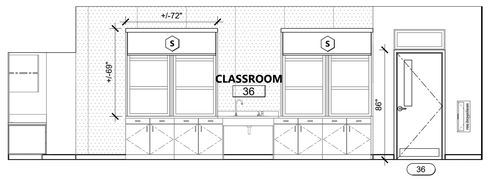

BLDG 10 CR - NORTH | 1/4" = 1'-0" | **5**

KEYNOTES

12.03.B (N) ROLLER SHADE TO BE STUD MOUNTED. REFER DETAIL 3 & 5/A-601. SEE INTERIOR ELEVATIONS.

LEGEND - FLOOR PLAN GENERAL NOTES

1. REFER TO MANUFACTURER'S CUTSHEETS FOR SPECIFIC INSTALLATION REQUIREMENTS, INCLUDING INSTRUCTIONS FOR BRACKET PLACEMENT, MOUNTING HARDWARE, AND OPERATION REQUIREMENTS.
2. CONTRACTOR TO VERIFY IN FIELD THE ROUGH OPENINGS AND WINDOWS RECEIVING NEW ROLLER SHADES.
3. EXAMINE SUBSTRATES, AREAS, AND CONDITIONS, WITH INSTALLER PRESENT, FOR COMPLIANCE WITH REQUIREMENTS FOR INSTALLATION TOLERANCES, OPERATIONAL CLEARANCES, AND OTHER CONDITIONS AFFECTING PERFORMANCE.
4. ENSURE THE MOUNTING BRACKETS ARE LEVEL TO ENSURE THE FABRIC WILL ROLL UP PROPERLY AND OPERATE SMOOTHLY.
5. REVIEW MANUFACTURER'S CUTSHEETS AND SPECIFICATIONS FOR APPROPRIATE FASTENERS (SCREWS, ANCHORS) TO SECURELY ATTACH THE BRACKETS TO THE MOUNTING SURFACE (WALL, CEILING, OR WINDOW FRAME).
6. INSTALL ROLLER SHADES LEVEL, PLUMB, AND ALIGNED WITH ADJACENT UNITS ACCORDING TO MANUFACTURER'S WRITTEN INSTRUCTIONS, AND LOCATE SO SHADE BAND IS NOT CLOSER THAN 2 INCHES TO INTERIOR FACE OF GLASS. ALLOW CLEARANCES FOR WINDOW OPERATION HARDWARE.
7. ADJUST AND BALANCE ROLLER SHADES TO OPERATE SMOOTHLY, EASILY, SAFELY, AND FREE FROM BINDING OR MALFUNCTION THROUGHOUT ENTIRE OPERATIONAL RANGE.
8. CLEAN ROLLER SHADE SURFACES AFTER INSTALLATION, ACCORDING TO MANUFACTURER'S WRITTEN INSTRUCTIONS.
9. PROVIDE FINAL PROTECTION AND MAINTAIN CONDITIONS, IN A MANNER ACCEPTABLE TO MANUFACTURER AND INSTALLER, THAT ENSURE ROLLER SHADES ARE WITHOUT DAMAGE OR DETERIORATION AT TIME OF SUBSTANTIAL COMPLETION.
10. REPLACE DAMAGED ROLLER SHADES THAT CANNOT BE REPAIRED, IN A MANNER APPROVED BY ARCHITECT, BEFORE TIME OF SUBSTANTIAL COMPLETION.

LEGEND - FLOOR PLAN

ROOM NAME — ROOM NAME
101 — ROOM NUMBER
150 SF — ROOM AREA

(A) — ROLLER SHADES TYPE TAG

(N) SINGLE OR DUAL ROLLER SHADES

KEY PLAN

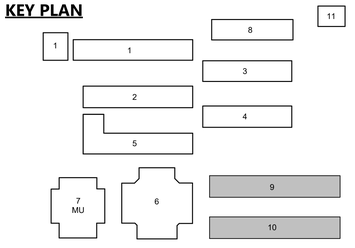

196
991 W HEDDING ST., SUITE 101
SAN JOSE, CA 95126
TEL (408) 715-4470

PROFESSIONAL STAMP

REVISIONS

NO.	DATE	DESCRIPTION
A	08/18/2025	ADDENDUM #2

THE ARCHITECT DOES NOT REPRESENT THAT THESE PLANS OR THE SPECIFICATIONS ARE SUITABLE FOR ANY SITE OTHER THAN THE ONE FOR WHICH THEY WERE SPECIFICALLY PREPARED. THE ARCHITECT DISCLAIMS RESPONSIBILITY FOR THESE PLANS AND SPECIFICATIONS IF THEY ARE USED IN WHOLE OR IN PART AT ANY OTHER SITE. WRITTEN DIMENSIONS ON THESE DRAWINGS SHALL HAVE PRECEDENCE OVER SCALED DIMENSIONS.

PROJECT OWNER & TITLE

MT DIABLO UNIFIED SCHOOL DISTRICT
1936 Carlotta Way
Concord, CA 94519

MT. DIABLO ES ACOUSTICAL CEILING TILE AND SHADE COVERINGS

5880 Mt. Zion Drive
Clayton, CA 94517

SHEET TITLE

BLDG 9 & 10 - FLOOR PLAN RS

INCREMENT 2

DRAWN BY: XX JOB NUMBER: 23120.01

SHEET NO.

A-204

DATE: AUGUST 18, 2025

CONSTRUCTION DOCUMENTS

FILE LOCATION: Autodesk Docs://MDUSD - Roller Shades/23120_MTDUSD_MT DIABLO ES MOD_INC02_A22.rvt
DATE PLOTTED: 8/19/2025 2:22:39 PM

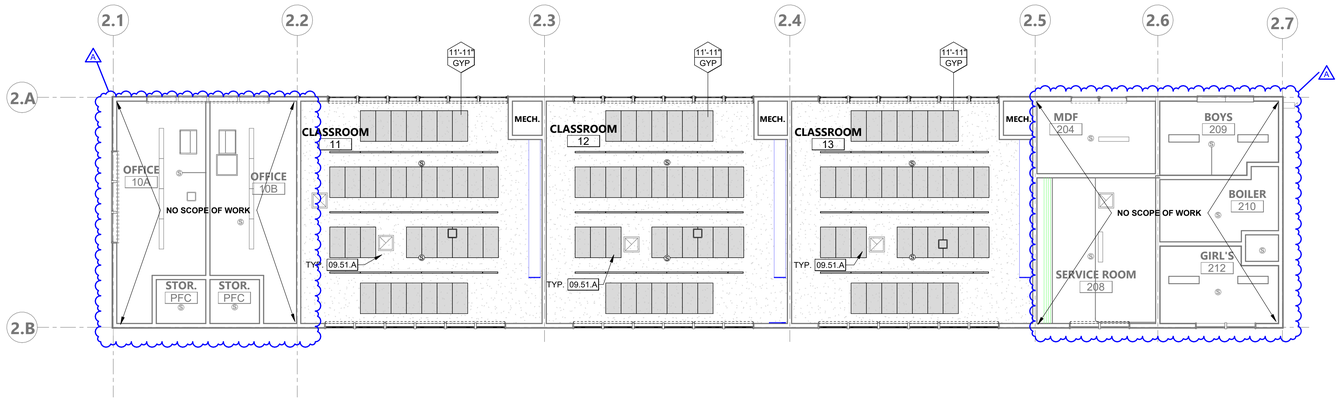

BUILDING 2 REFLECTED CEILING PLAN | 1/8" = 1'-0" | 1

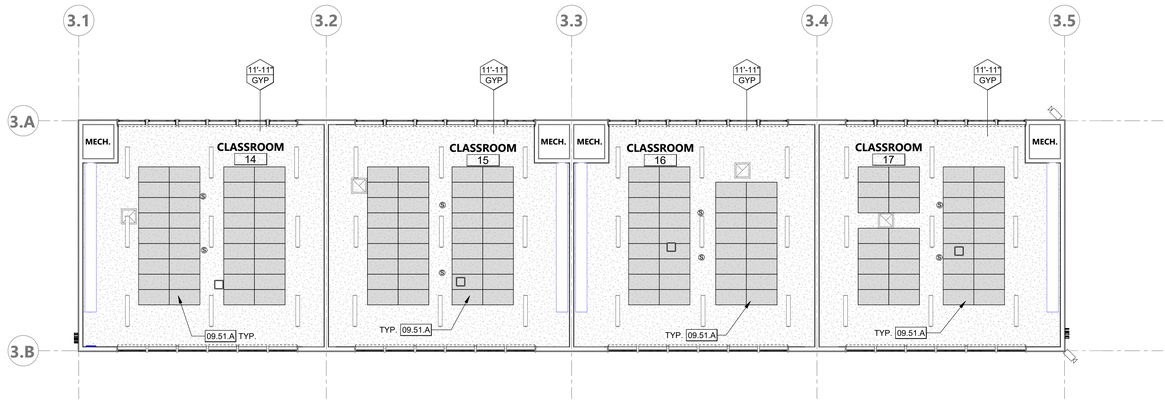

BUILDING 3 REFLECTED CEILING PLAN | 1/8" = 1'-0" | 2

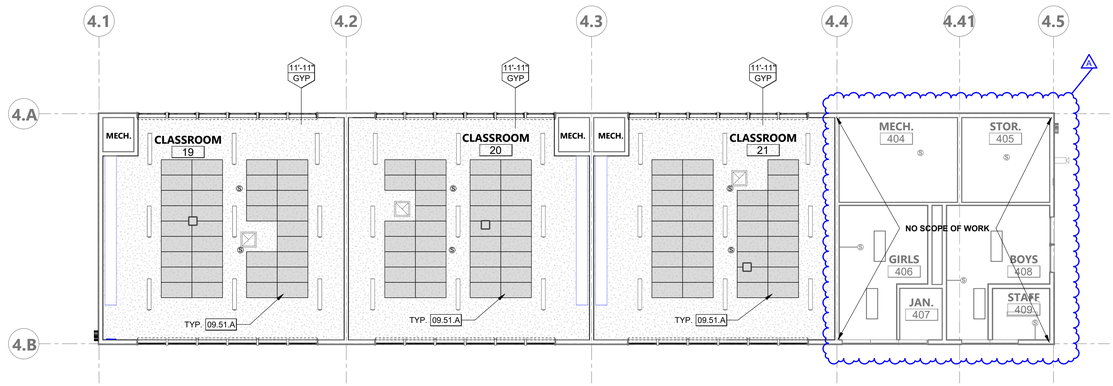

BUILDING 4 REFLECTED CEILING PLAN | 1/8" = 1'-0" | 3

KEYNOTES

09.51.A (N) ACOUSTIC 2'X4' CEILING TILES. REFER DETAIL 18⁄A-602

PROJECT NORTH

LEGEND - CEILING GENERAL NOTES

1. EXISTING DEVICES ON THE CEILING ARE EXISTING TO REMAIN AND PROTECTED IN PLACE, INCLUDING WAPs, SMOKE DETECTORS, LIGHTING, ETC.
2. CONTRACTOR IS RESPONSIBLE FOR FIELD CUTTING CEILING TILES TO LEAVE CEILING DEVICES EXPOSED INCLUDING, WAPs, SMOKE DETECTORS, LIGHTING, HVAC SUPPLY & RETURNS, ETC.
3. REFER TO AS-BUILT DRAWINGS FOR EXISTING FRAMING DETAILS DSA APPLICATION 116611 MT DIABLO ELEMENTARY SCHOOL.
4. CONTRACTOR IS RESPONSIBLE FOR PATCHING AND REPAIRING THE EXISTING CEILING AS NEEDED.
5. CEILING HEIGHTS DIMENSIONS ARE APPROXIMATE, FIELD VERIFICATION OF DIMENSIONS IS REQUIRED.

LEGEND - CEILING

- 12'-0" ACT — CEILING HEIGHT ABOVE FIN. FLOOR / CEILING MATERIAL
- NEW 2x4 ACOUSTICAL CEILING TILES (ACT)
- (E) GWB - FRAMED GYPSUM BOARD CEILING (GYP (E))
- (E) ROOF ACCESS HATCH, PROTECT IN PLACE
- (E) SMOKE DETECTOR TO REMAIN, PROTECT IN PLACE
- (E) PENDANT LIGHT TO REMAIN, PROTECT IN PLACE
- (E) RETURN AIR GRILLE TO REMAIN, PROTECT IN PLACE
- (E) SUPPLY REGISTER TO REMAIN, PROTECT IN PLACE
- (E) EXHAUST FAN OR GRILLE TO REMAIN, PROTECT IN PLACE
- (E) WIRELESS ACCESS POINT, REMOVE & REINSTALL AS NEEDED
- (E) ILLUMINATED EXIT SIGN TO REMAIN, PROTECT IN PLACE

NOTE: B.O.S. = BOTTOM OF STRUCTURE
ALL ACP SHOULD BE MOUNTED TO THE BOTTOM OF (E) STRUCTURE. UNLESS OTHERWISE NOTED.

NOTE: SYMBOLS SHOWN FOR LOCATION PURPOSES ONLY

KEY PLAN

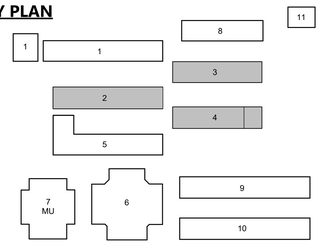

PROJECT NORTH

196
991 W HEDDING ST., SUITE 101
SAN JOSE, CA 95126
TEL (408) 715-4470

PROFESSIONAL STAMP

REVISIONS

NO.	DATE	DESCRIPTION
A	08/18/2025	ADDENDUM #2

THE ARCHITECT DOES NOT REPRESENT THAT THESE PLANS OR THE SPECIFICATIONS ARE SUITABLE FOR ANY SITE OTHER THAN THE ONE FOR WHICH THEY WERE SPECIFICALLY PREPARED. THE ARCHITECT DISCLAIMS RESPONSIBILITY FOR THESE PLANS AND SPECIFICATIONS IF THEY ARE USED IN WHOLE OR IN PART AT ANY OTHER SITE. WRITTEN DIMENSIONS ON THESE DRAWINGS SHALL HAVE PRECEDENCE OVER SCALED DIMENSIONS.

PROJECT OWNER & TITLE

MT DIABLO UNIFIED SCHOOL DISTRICT
1936 Carlotta Way
Concord, CA 94519

MT. DIABLO ES ACOUSTICAL CEILING TILE AND SHADE COVERINGS

5880 Mt. Zion Drive
Clayton, CA 94517

SHEET TITLE

BLDG 2, 3, & 4 - REFLECTED CEILING PLANS

INCREMENT 2

DRAWN BY: Author JOB NUMBER: 23120.01

SHEET NO.

A-205

DATE: AUGUST 18, 2025

CONSTRUCTION DOCUMENTS

DATE PLOTTED: 8/19/2025 2:22:43 PM FILE LOCATION: Autodesk Docs://MDUSD - Roller Shades/23120_MTDUSD_MT DIABLO ES MOD_INC02_A22.rvt

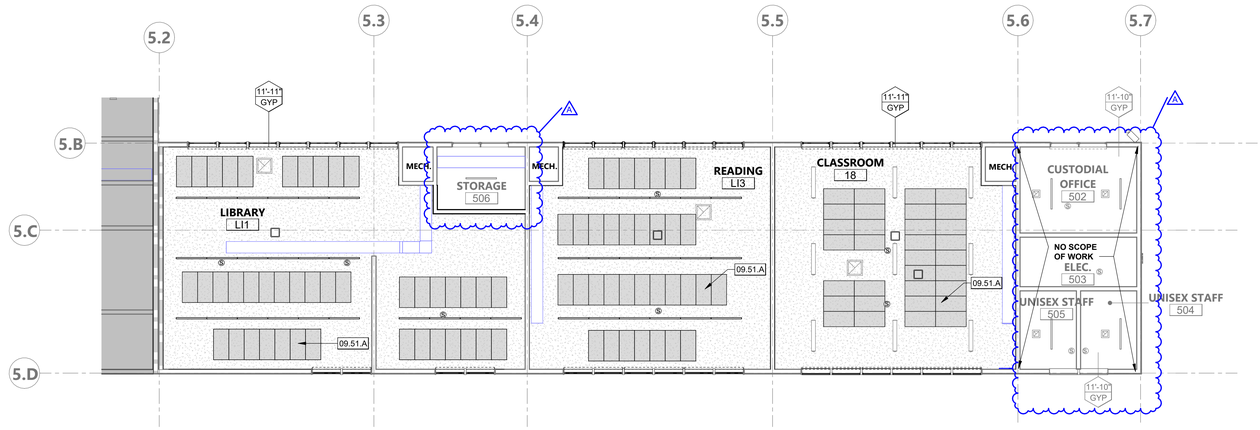

PROJECT NORTH

BUILDING 5 REFLECTED CEILING PLAN

1/8" = 1'-0"

KEYNOTES

09.51.A (N) ACOUSTIC 2'X4' CEILING TILES. REFER DETAIL 18/2/A-602

LEGEND - CEILING GENERAL NOTES

1. EXISTING DEVICES ON THE CEILING ARE EXISTING TO REMAIN AND PROTECTED IN PLACE, INCLUDING WAPs, SMOKE DETECTORS, LIGHTING, ETC.
2. CONTRACTOR IS RESPONSIBLE FOR FIELD CUTTING CEILING TILES TO LEAVE CEILING DEVICES EXPOSED INCLUDING, WAPs, SMOKE DETECTORS, LIGHTING, HVAC SUPPLY & RETURNS, ETC.
3. REFER TO AS-BUILT DRAWINGS FOR EXISTING FRAMING DETAILS DSA APPLICATION 116611 MT DIABLO ELEMENTARY SCHOOL.
4. CONTRACTOR IS RESPONSIBLE FOR PATCHING AND REPAIRING THE EXISTING CEILING AS NEEDED.
5. CEILING HEIGHTS DIMENSIONS ARE APPROXIMATE, FIELD VERIFICATION OF DIMENSIONS IS REQUIRED.

LEGEND - CEILING

- 12'-0" ACT — CEILING HEIGHT ABOVE FIN. FLOOR / CEILING MATERIAL
- NEW 2x4 ACOUSTICAL CEILING TILES (ACT)
- (E) GWB - FRAMED GYPSUM BOARD CEILING (GYP (E))
- (E) ROOF ACCESS HATCH, PROTECT IN PLACE
- (E) SMOKE DETECTOR TO REMAIN, PROTECT IN PLACE
- (E) PENDANT LIGHT TO REMAIN, PROTECT IN PLACE
- (E) RETURN AIR GRILLE TO REMAIN, PROTECT IN PLACE
- (E) SUPPLY REGISTER TO REMAIN, PROTECT IN PLACE
- (E) EXHAUST FAN OR GRILLE TO REMAIN, PROTECT IN PLACE
- (E) WIRELESS ACCESS POINT, REMOVE & REINSTALL AS NEEDED
- (E) ILLUMINATED EXIT SIGN TO REMAIN, PROTECT IN PLACE

NOTE: B.O.S. = BOTTOM OF STRUCTURE
ALL ACP SHOULD BE MOUNTED TO THE BOTTOM OF (E) STRUCTURE. UNLESS OTHERWISE NOTED.

NOTE: SYMBOLS SHOWN FOR LOCATION PURPOSES ONLY

KEY PLAN

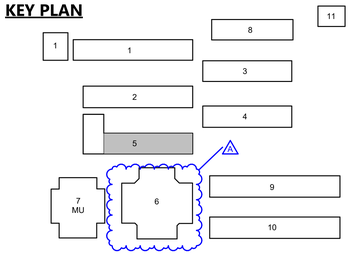

PROJECT NORTH

196
991 W HEDDING ST., SUITE 101
SAN JOSE, CA 95126
TEL (408) 715-4470

PROFESSIONAL STAMP

REVISIONS

NO.	DATE	DESCRIPTION
A	08/18/2025	ADDENDUM #2

THE ARCHITECT DOES NOT REPRESENT THAT THESE PLANS OR THE SPECIFICATIONS ARE SUITABLE FOR ANY SITE OTHER THAN THE ONE FOR WHICH THEY WERE SPECIFICALLY PREPARED. THE ARCHITECT DISCLAIMS RESPONSIBILITY FOR THESE PLANS AND SPECIFICATIONS IF THEY ARE USED IN WHOLE OR IN PART AT ANY OTHER SITE. WRITTEN DIMENSIONS ON THESE DRAWINGS SHALL HAVE PRECEDENCE OVER SCALED DIMENSIONS.

PROJECT OWNER & TITLE

MT DIABLO UNIFIED SCHOOL DISTRICT
1936 Carlotta Way
Concord, CA 94519

MT. DIABLO ES ACOUSTICAL CEILING TILE AND SHADE COVERINGS

5880 Mt. Zion Drive
Clayton, CA 94517

SHEET TITLE

BLDG 5 - REFLECTED CEILING PLANS

INCREMENT 2

DRAWN BY: Author JOB NUMBER: 23120.01

SHEET NO.

A-206

DATE: AUGUST 18, 2025

CONSTRUCTION DOCUMENTS

DATE PLOTTED: 8/19/2025 2:22:45 PM FILE LOCATION: Autodesk Docs://MDUSD - Roller Shades/23120_MTDUSD_MT DIABLO ES MOD_INC02_A22.rvt

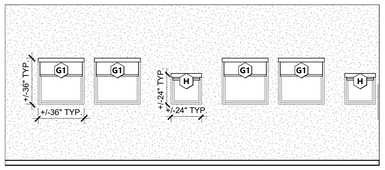

BLDG K - KINDERGARTEN 1 - NORTH 1/4" = 1'-0" **21**

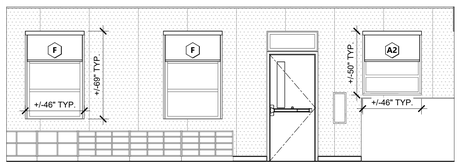

BLDG 8 - KINDERGARTEN 7 - SOUTH 1/4" = 1'-0" **16**

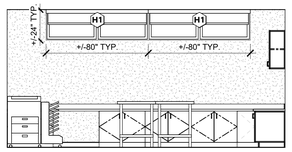

BLDG 5 - STAFF LOUNGE 508 - WEST 1/4" = 1'-0" **11**

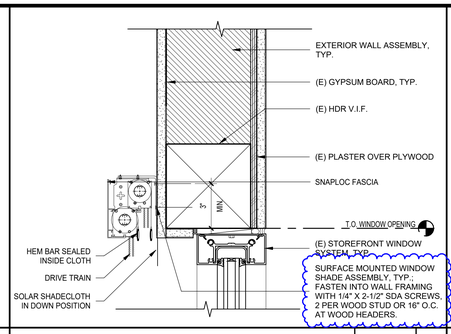

WALL MOUNTED - MECHO 5/5X - DUAL 3" = 1'-0" **6**

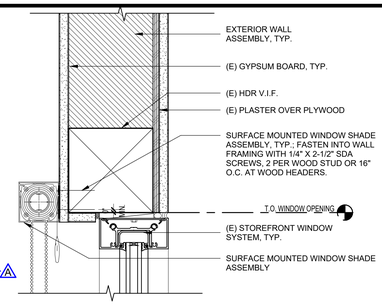

WALL MOUNTED - URBANSHADE 3" = 1'-0" **1**



BLDG 8 - TYPICAL CLASSROOM - NORTH 1/4" = 1'-0" **17**

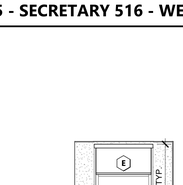

BLDG 5 - VICE PRINCIPAL 517 - WEST 1/4" = 1'-0" **12**

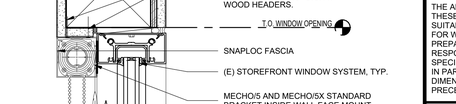

BLDG 8 - TYPICAL CLASSROOM - SOUTH 1/4" = 1'-0" **18**

BLDG 5 - NURSE 510 - EAST 1/4" = 1'-0" **13**

BLDG 1 - TYPICAL CLASSROOM - NORTH 1/4" = 1'-0" **8**

STUD MOUNTED - MECHO 5/5X - DUAL 3/16" = 1'-0" **3**

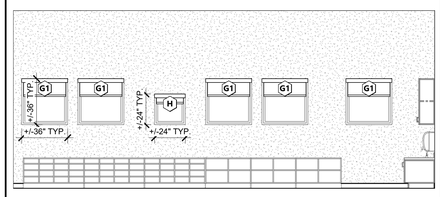

BLDG K - KINDERGARTEN 1 - SOUTH 1/4" = 1'-0" **19**

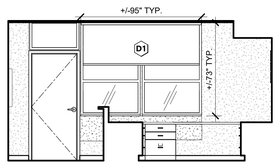

BLDG 5 - SECRETARY 516 - WEST 1/4" = 1'-0" **14**

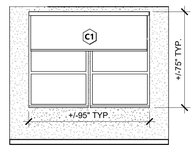

BLDG 5 - PRINCIPAL 509 - EAST 1/4" = 1'-0" **9**

JAMB MOUNTED - URBANSHADE 3" = 1'-0" **4**

BLDG 8 - WORK 802 - NORTH 1/4" = 1'-0" **15**

BLDG 8 - KINDERGARTEN 7 - NORTH 1/4" = 1'-0" **10**

STUD MOUNTED - MECHO 5/5X - SINGLE 3/16" = 1'-0" **5**

196

991 W HEDDING ST., SUITE 101
SAN JOSE, CA 95126
TEL (408) 715-4470

PROFESSIONAL STAMP

REVISIONS

NO.	DATE	DESCRIPTION
A	08/18/2025	ADDENDUM #2

THE ARCHITECT DOES NOT REPRESENT THAT THESE PLANS OR THE SPECIFICATIONS ARE SUITABLE FOR ANY SITE OTHER THAN THE ONE FOR WHICH THEY WERE SPECIFICALLY PREPARED. THE ARCHITECT DISCLAIMS RESPONSIBILITY FOR THESE PLANS AND SPECIFICATIONS IF THEY ARE USED IN WHOLE OR IN PART AT ANY OTHER SITE. WRITTEN DIMENSIONS ON THESE DRAWINGS SHALL HAVE PRECEDENCE OVER SCALED DIMENSIONS.

PROJECT OWNER & TITLE

MOUNT DIABLO UNIFIED SCHOOL DISTRICT
1936 Carlotta Way
Concord, CA 94519

MT. DIABLO ES ACOUSTICAL CEILING TILE AND SHADE COVERINGS

5880 Mt. Zion Drive
Clayton, CA 94517

SHEET TITLE

BLDG K, 1, 5, & 8 - TYPICAL ELEVATIONS AND DETAILS

INCREMENT 1

DRAWN BY: ND JOB NUMBER: 23120.01

SHEET NO.

A-601

DATE: AUGUST 18, 2025

DATE PLOTTED: 8/19/2025 2:14:31 PM FILE LOCATION: Autodesk Docs://MDUSD - Roller Shades/23120_MTDIUSD_MT DIABLO ES MOD_INC01_A22.rvt

ALTERNATE DESIGN OPTION

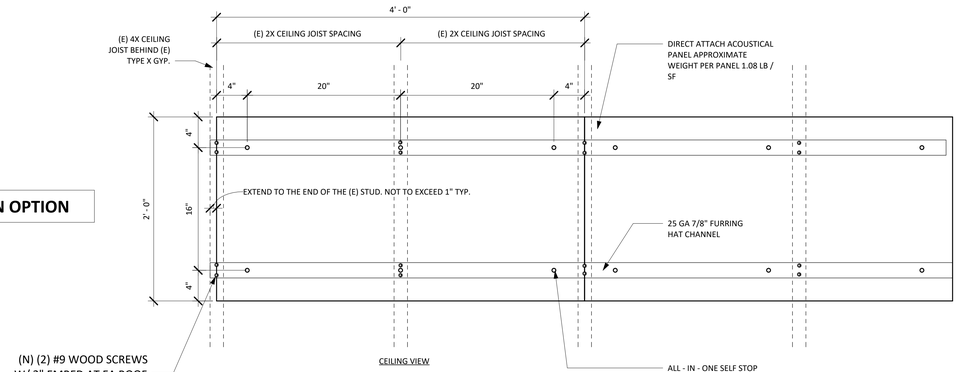

CEILING VIEW

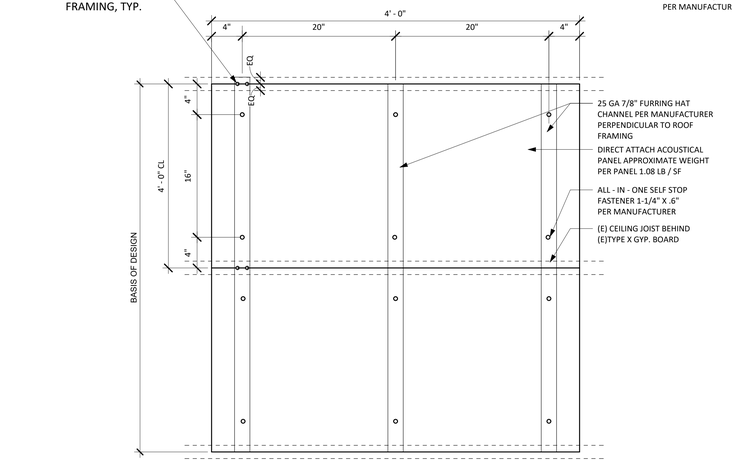

CEILING VIEW

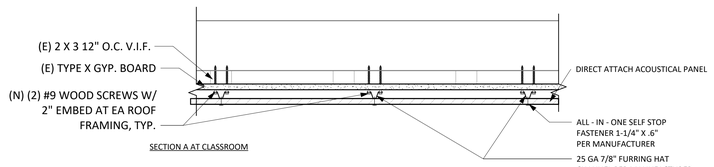

SECTION A AT CLASSROOM

LOCATION	SPACING OF (E) JOIST (V.I.F.)
CLASSROOM	4'-0" O.C.

BASIS OF DESIGN

INVISACOUSTICS BASIC DIRECT ATTACH CEILING PANELS

DIRECT ATTACH CEILING PANEL | 1 1/2" = 1'-0" | **1**

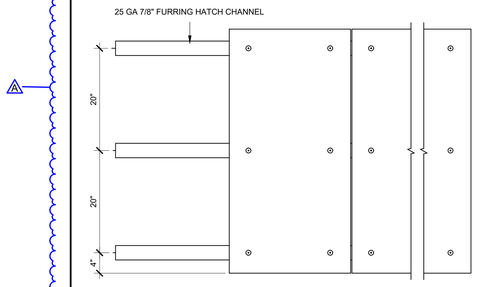

ACOUSTICS BASICS 4' WIDE FURRING | 1" = 1'-0" | **2**

991 W HEDDING ST., SUITE 101
SAN JOSE, CA 95126
TEL (408) 715-4470

PROFESSIONAL STAMP

REVISIONS

NO.	DATE	DESCRIPTION
A	08/18/2025	ADDENDUM #2

THE ARCHITECT DOES NOT REPRESENT THAT THESE PLANS OR THE SPECIFICATIONS ARE SUITABLE FOR ANY SITE OTHER THAN THE ONE FOR WHICH THEY WERE SPECIFICALLY PREPARED. THE ARCHITECT DISCLAIMS RESPONSIBILITY FOR THESE PLANS AND SPECIFICATIONS IF THEY ARE USED IN WHOLE OR IN PART AT ANY OTHER SITE. WRITTEN DIMENSIONS ON THESE DRAWINGS SHALL HAVE PRECEDENCE OVER SCALED DIMENSIONS.

PROJECT OWNER & TITLE

MOUNT DIABLO UNIFIED SCHOOL DISTRICT
1936 Carlotta Way
Concord, CA 94519

MT. DIABLO ES ACOUSTICAL CEILING TILE AND SHADE COVERINGS

5880 Mt. Zion Drive
Clayton, CA 94517

SHEET TITLE

BLDG K, 1, 5, & 8 - REFLECTED CEILING DETAILS

INCREMENT 1

DRAWN BY: XX JOB NUMBER: 23120.01

SHEET NO.

A-602

DATE: AUGUST 18, 2025

DATE PLOTTED: 8/19/2025 2:14:31 PM FILE LOCATION: Autodesk Docs://MDUSD - Roller Shades/23120_MTDUSD_MT DIABLO ES MOD_INC01_A22.rvt

WINDOW ROLLER SCHEDULE

ROOM	WIDTH	HEIGHT	SHADE TYPE	TAG	DETAIL	NOTES
BUILDING 2						
2 KINDERGARTEN	92"	105	DUAL	I1	3/A-601	SOHO - DOVE GREY 1905 & CHELSEA BLACKOUT - SHALE 0254
2 KINDERGARTEN	92"	105	DUAL	I1	3/A-601	SOHO - DOVE GREY 1905 & CHELSEA BLACKOUT - SHALE 0254
2 KINDERGARTEN	92"	105	DUAL	I1	3/A-601	SOHO - DOVE GREY 1905 & CHELSEA BLACKOUT - SHALE 0254
2 KINDERGARTEN	92"	32"	DUAL	I2	3/A-601	SOHO - DOVE GREY 1905 & CHELSEA BLACKOUT - SHALE 0254
2 KINDERGARTEN	94"	36"	SINGLE	G2	5/A-601	SOHO - DOVE GREY 1605
2 KINDERGARTEN	94"	36"	SINGLE	G2	5/A-601	SOHO - DOVE GREY 1605
2 KINDERGARTEN	94"	36"	SINGLE	G2	5/A-601	SOHO - DOVE GREY 1605
2 KINDERGARTEN	94"	36"	SINGLE	G2	5/A-601	SOHO - DOVE GREY 1605
2 KINDERGARTEN	46"	36"	SINGLE	G3	5/A-601	SOHO - DOVE GREY 1605
2 KINDERGARTEN	60"	32"	SINGLE	I3	5/A-601	SOHO - DOVE GREY 1605
3 CLASSROOM	92"	113	DUAL	B	3/A-601	SOHO - DOVE GREY 1905 & CHELSEA BLACKOUT - SHALE 0254
3 CLASSROOM	92"	113	DUAL	B	3/A-601	SOHO - DOVE GREY 1905 & CHELSEA BLACKOUT - SHALE 0254
3 CLASSROOM	94"	36"	SINGLE	G2	5/A-601	SOHO - DOVE GREY 1605
3 CLASSROOM	94"	36"	SINGLE	G2	5/A-601	SOHO - DOVE GREY 1605
3 CLASSROOM	94"	36"	SINGLE	G2	5/A-601	SOHO - DOVE GREY 1605
3 CLASSROOM	94"	36"	SINGLE	G2	5/A-601	SOHO - DOVE GREY 1605
4 CLASSROOM	92"	113	DUAL	B	3/A-601	SOHO - DOVE GREY 1905 & CHELSEA BLACKOUT - SHALE 0254
4 CLASSROOM	92"	113	DUAL	B	3/A-601	SOHO - DOVE GREY 1905 & CHELSEA BLACKOUT - SHALE 0254
4 CLASSROOM	94"	36"	SINGLE	G2	5/A-601	SOHO - DOVE GREY 1605
4 CLASSROOM	94"	36"	SINGLE	G2	5/A-601	SOHO - DOVE GREY 1605
4 CLASSROOM	94"	36"	SINGLE	G2	5/A-601	SOHO - DOVE GREY 1605
4 CLASSROOM	94"	36"	SINGLE	G2	5/A-601	SOHO - DOVE GREY 1605
5 CLASSROOM	92"	113	DUAL	B	3/A-601	SOHO - DOVE GREY 1905 & CHELSEA BLACKOUT - SHALE 0254
5 CLASSROOM	92"	113	DUAL	B	3/A-601	SOHO - DOVE GREY 1905 & CHELSEA BLACKOUT - SHALE 0254
5 CLASSROOM	94"	36"	SINGLE	G2	5/A-601	SOHO - DOVE GREY 1605
5 CLASSROOM	94"	36"	SINGLE	G2	5/A-601	SOHO - DOVE GREY 1605
5 CLASSROOM	94"	36"	SINGLE	G2	5/A-601	SOHO - DOVE GREY 1605
6 CLASSROOM	92"	113	DUAL	B	3/A-601	SOHO - DOVE GREY 1905 & CHELSEA BLACKOUT - SHALE 0254
6 CLASSROOM	92"	113	DUAL	B	3/A-601	SOHO - DOVE GREY 1905 & CHELSEA BLACKOUT - SHALE 0254
6 CLASSROOM	94"	36"	SINGLE	G2	5/A-601	SOHO - DOVE GREY 1605
6 CLASSROOM	94"	36"	SINGLE	G2	5/A-601	SOHO - DOVE GREY 1605
6 CLASSROOM	94"	36"	SINGLE	G2	5/A-601	SOHO - DOVE GREY 1605
BUILDING 5						
508 STAFF LOUNGE	80"	24"	SINGLE	H1	1/A-601	SOHO - DOVE GREY 1605
508 STAFF LOUNGE	80"	24"	SINGLE	H1	1/A-601	SOHO - DOVE GREY 1605
509 PRINCIPAL	94"	75"	SINGLE	C1	1/A-601	SOHO - DOVE GREY 1605
510 NURSE	94"	75"	SINGLE	C1	1/A-601	SOHO - DOVE GREY 1605
510 NURSE	46"	75"	SINGLE	C	1/A-601	SOHO - DOVE GREY 1605
516 SECRETARY	94"	73"	SINGLE	D1	1/A-601	SOHO - DOVE GREY 1605
517 VICE PRINCIPAL	80"	24"	SINGLE	H1	1/A-601	SOHO - DOVE GREY 1605
BUILDING 8						
7 KINDERGARTEN	46"	69"	DUAL	F	3/A-601	SOHO - DOVE GREY 1905 & CHELSEA BLACKOUT - SHALE 0254
7 KINDERGARTEN	46"	69"	DUAL	F	3/A-601	SOHO - DOVE GREY 1905 & CHELSEA BLACKOUT - SHALE 0254
7 KINDERGARTEN	46"	69"	DUAL	F	3/A-601	SOHO - DOVE GREY 1905 & CHELSEA BLACKOUT - SHALE 0254
7 KINDERGARTEN	46"	69"	DUAL	F	3/A-601	SOHO - DOVE GREY 1905 & CHELSEA BLACKOUT - SHALE 0254
7 KINDERGARTEN	46"	51"	DUAL	A2	3/A-601	SOHO - DOVE GREY 1905 & CHELSEA BLACKOUT - SHALE 0254
8 CLASSROOM	72"	69"	DUAL	E1	3/A-601	SOHO - DOVE GREY 1905 & CHELSEA BLACKOUT - SHALE 0254
8 CLASSROOM	72"	69"	DUAL	E1	3/A-601	SOHO - DOVE GREY 1905 & CHELSEA BLACKOUT - SHALE 0254
8 CLASSROOM	72"	69"	DUAL	E1	3/A-601	SOHO - DOVE GREY 1905 & CHELSEA BLACKOUT - SHALE 0254
8 CLASSROOM	72"	69"	DUAL	E1	3/A-601	SOHO - DOVE GREY 1905 & CHELSEA BLACKOUT - SHALE 0254
9 CLASSROOM	72"	69"	DUAL	E1	3/A-601	SOHO - DOVE GREY 1905 & CHELSEA BLACKOUT - SHALE 0254
9 CLASSROOM	72"	69"	DUAL	E1	3/A-601	SOHO - DOVE GREY 1905 & CHELSEA BLACKOUT - SHALE 0254
9 CLASSROOM	72"	69"	DUAL	E1	3/A-601	SOHO - DOVE GREY 1905 & CHELSEA BLACKOUT - SHALE 0254
802 WORK	46"	69"	DUAL	E	3/A-601	SOHO - DOVE GREY 1905 & CHELSEA BLACKOUT - SHALE 0254
BUILDING K						
1 KINDERGARTEN	36"	36"	DUAL	G1	6/A-601	SOHO - DOVE GREY 1905 & CHELSEA BLACKOUT - SHALE 0254
1 KINDERGARTEN	24"	24"	DUAL	H	6/A-601	SOHO - DOVE GREY 1905 & CHELSEA BLACKOUT - SHALE 0254
1 KINDERGARTEN	24"	24"	DUAL	H	6/A-601	SOHO - DOVE GREY 1905 & CHELSEA BLACKOUT - SHALE 0254
1 KINDERGARTEN	24"	24"	DUAL	H	6/A-601	SOHO - DOVE GREY 1905 & CHELSEA BLACKOUT - SHALE 0254
1 KINDERGARTEN	36"	36"	DUAL	G1	6/A-601	SOHO - DOVE GREY 1905 & CHELSEA BLACKOUT - SHALE 0254
1 KINDERGARTEN	36"	36"	DUAL	G1	6/A-601	SOHO - DOVE GREY 1905 & CHELSEA BLACKOUT - SHALE 0254
1 KINDERGARTEN	36"	36"	DUAL	G1	6/A-601	SOHO - DOVE GREY 1905 & CHELSEA BLACKOUT - SHALE 0254
1 KINDERGARTEN	36"	36"	DUAL	G1	6/A-601	SOHO - DOVE GREY 1905 & CHELSEA BLACKOUT - SHALE 0254
1 KINDERGARTEN	36"	36"	DUAL	G1	6/A-601	SOHO - DOVE GREY 1905 & CHELSEA BLACKOUT - SHALE 0254
1 KINDERGARTEN	36"	36"	DUAL	G1	6/A-601	SOHO - DOVE GREY 1905 & CHELSEA BLACKOUT - SHALE 0254
1 KINDERGARTEN	36"	36"	DUAL	G1	6/A-601	SOHO - DOVE GREY 1905 & CHELSEA BLACKOUT - SHALE 0254

WINDOW ROLLER SCHEDULE

ROOM	WIDTH	HEIGHT	SHADE TYPE	TAG	DETAIL	NOTES
BUILDING 2						
CLASSROOM 11	92"	113"	DUAL	B	3/A-601	SOHO - DOVE GREY 1905 & CHELSEA BLACKOUT - SHALE 0254
CLASSROOM 11	92"	36"	SINGLE	G3	5/A-601	SOHO - DOVE GREY 1605
CLASSROOM 11	92"	113"	DUAL	B	3/A-601	SOHO - DOVE GREY 1905 & CHELSEA BLACKOUT - SHALE 0254
CLASSROOM 11	44"	113"	DUAL	B1	3/A-601	SOHO - DOVE GREY 1905 & CHELSEA BLACKOUT - SHALE 0254
CLASSROOM 11	44"	56"	DUAL	M	3/A-601	SOHO - DOVE GREY 1905 & CHELSEA BLACKOUT - SHALE 0254
CLASSROOM 11	92"	36"	SINGLE	G3	5/A-601	SOHO - DOVE GREY 1605
CLASSROOM 11	92"	36"	SINGLE	G3	5/A-601	SOHO - DOVE GREY 1605
CLASSROOM 12	92"	113"	DUAL	B	3/A-601	SOHO - DOVE GREY 1905 & CHELSEA BLACKOUT - SHALE 0254
CLASSROOM 12	92"	36"	SINGLE	G3	5/A-601	SOHO - DOVE GREY 1605
CLASSROOM 12	92"	113"	DUAL	B	3/A-601	SOHO - DOVE GREY 1905 & CHELSEA BLACKOUT - SHALE 0254
CLASSROOM 12	44"	113"	DUAL	B1	3/A-601	SOHO - DOVE GREY 1905 & CHELSEA BLACKOUT - SHALE 0254
CLASSROOM 12	44"	56"	DUAL	M	3/A-601	SOHO - DOVE GREY 1905 & CHELSEA BLACKOUT - SHALE 0254
CLASSROOM 12	92"	36"	SINGLE	G3	5/A-601	SOHO - DOVE GREY 1605
CLASSROOM 12	92"	36"	SINGLE	G3	5/A-601	SOHO - DOVE GREY 1605
CLASSROOM 13	92"	113"	DUAL	B	3/A-601	SOHO - DOVE GREY 1905 & CHELSEA BLACKOUT - SHALE 0254
CLASSROOM 13	92"	36"	SINGLE	G3	5/A-601	SOHO - DOVE GREY 1605
CLASSROOM 13	92"	113"	DUAL	B	3/A-601	SOHO - DOVE GREY 1905 & CHELSEA BLACKOUT - SHALE 0254
CLASSROOM 13	44"	113"	DUAL	B1	3/A-601	SOHO - DOVE GREY 1905 & CHELSEA BLACKOUT - SHALE 0254
CLASSROOM 13	44"	56"	DUAL	M	3/A-601	SOHO - DOVE GREY 1905 & CHELSEA BLACKOUT - SHALE 0254
CLASSROOM 13	92"	36"	SINGLE	G3	5/A-601	SOHO - DOVE GREY 1605
CLASSROOM 13	92"	36"	SINGLE	G3	5/A-601	SOHO - DOVE GREY 1605
MDF 204	87"	81"	SINGLE	L	5/A-601	SOHO - DOVE GREY 1605
OFFICE 10A	95"	84"	SINGLE	K	4/A-601	SOHO - DOVE GREY 1605
OFFICE 10A	144"	84"	SINGLE	KK	5/A-601	SOHO - DOVE GREY 1605
OFFICE 10B	95"	84"	SINGLE	K	4/A-601	SOHO - DOVE GREY 1605
SERVICE ROOM 208	92"	36"	SINGLE	G3	5/A-601	SOHO - DOVE GREY 1605
BUILDING 3						
CLASSROOM 14	44"	56"	DUAL	M	3/A-601	SOHO - DOVE GREY 1905 & CHELSEA BLACKOUT - SHALE 0254
CLASSROOM 14	92"	107"	DUAL	N	3/A-601	SOHO - DOVE GREY 1905 & CHELSEA BLACKOUT - SHALE 0254
CLASSROOM 14	44"	107"	DUAL	N1	3/A-601	SOHO - DOVE GREY 1905 & CHELSEA BLACKOUT - SHALE 0254
CLASSROOM 14	92"	36"	SINGLE	G3	5/A-601	SOHO - DOVE GREY 1605
CLASSROOM 14	92"	36"	SINGLE	G3	5/A-601	SOHO - DOVE GREY 1605
CLASSROOM 14	92"	107"	DUAL	N	3/A-601	SOHO - DOVE GREY 1905 & CHELSEA BLACKOUT - SHALE 0254
CLASSROOM 15	44"	56"	DUAL	M	3/A-601	SOHO - DOVE GREY 1905 & CHELSEA BLACKOUT - SHALE 0254
CLASSROOM 15	92"	107"	DUAL	N	3/A-601	SOHO - DOVE GREY 1905 & CHELSEA BLACKOUT - SHALE 0254
CLASSROOM 15	44"	107"	DUAL	N1	3/A-601	SOHO - DOVE GREY 1905 & CHELSEA BLACKOUT - SHALE 0254
CLASSROOM 15	92"	36"	SINGLE	G3	5/A-601	SOHO - DOVE GREY 1605
CLASSROOM 15	92"	36"	SINGLE	G3	5/A-601	SOHO - DOVE GREY 1605
CLASSROOM 15	92"	36"	SINGLE	G3	5/A-601	SOHO - DOVE GREY 1605
CLASSROOM 15	92"	107"	DUAL	N	3/A-601	SOHO - DOVE GREY 1905 & CHELSEA BLACKOUT - SHALE 0254
CLASSROOM 16	44"	56"	DUAL	M	3/A-601	SOHO - DOVE GREY 1905 & CHELSEA BLACKOUT - SHALE 0254
CLASSROOM 16	92"	107"	DUAL	N	3/A-601	SOHO - DOVE GREY 1905 & CHELSEA BLACKOUT - SHALE 0254
CLASSROOM 16	44"	107"	DUAL	N1	3/A-601	SOHO - DOVE GREY 1905 & CHELSEA BLACKOUT - SHALE 0254
CLASSROOM 16	92"	36"	SINGLE	G3	5/A-601	SOHO - DOVE GREY 1605
CLASSROOM 16	92"	36"	SINGLE	G3	5/A-601	SOHO - DOVE GREY 1605
CLASSROOM 16	92"	107"	DUAL	N	3/A-601	SOHO - DOVE GREY 1905 & CHELSEA BLACKOUT - SHALE 0254
CLASSROOM 16	92"	36"	SINGLE	G3	5/A-601	SOHO - DOVE GREY 1605
CLASSROOM 17	44"	56"	DUAL	M	3/A-601	SOHO - DOVE GREY 1905 & CHELSEA BLACKOUT - SHALE 0254
CLASSROOM 17	92"	107"	DUAL	N	3/A-601	SOHO - DOVE GREY 1905 & CHELSEA BLACKOUT - SHALE 0254
CLASSROOM 17	44"	107"	DUAL	N1	3/A-601	SOHO - DOVE GREY 1905 & CHELSEA BLACKOUT - SHALE 0254
CLASSROOM 17	92"	36"	SINGLE	G3	5/A-601	SOHO - DOVE GREY 1605
CLASSROOM 17	92"	36"	SINGLE	G3	5/A-601	SOHO - DOVE GREY 1605
CLASSROOM 17	92"	107"	DUAL	N	3/A-601	SOHO - DOVE GREY 1905 & CHELSEA BLACKOUT - SHALE 0254
CLASSROOM 17	92"	36"	SINGLE	G3	5/A-601	SOHO - DOVE GREY 1605
BUILDING 4						
CLASSROOM 19	92"	36"	SINGLE	G3	5/A-601	SOHO - DOVE GREY 1605
CLASSROOM 19	92"	36"	SINGLE	G3	5/A-601	SOHO - DOVE GREY 1605
CLASSROOM 19	92"	36"	SINGLE	G3	5/A-601	SOHO - DOVE GREY 1605
CLASSROOM 19	44"	56"	DUAL	M	3/A-601	SOHO - DOVE GREY 1905 & CHELSEA BLACKOUT - SHALE 0254
CLASSROOM 19	92"	107"	DUAL	N	3/A-601	SOHO - DOVE GREY 1905 & CHELSEA BLACKOUT - SHALE 0254
CLASSROOM 19	44"	107"	DUAL	N1	3/A-601	SOHO - DOVE GREY 1905 & CHELSEA BLACKOUT - SHALE 0254
CLASSROOM 19	92"	107"	DUAL	N	4/A-601	SOHO - DOVE GREY 1905 & CHELSEA BLACKOUT - SHALE 0254
CLASSROOM 20	92"	36"	SINGLE	G3	5/A-601	SOHO - DOVE GREY 1605
CLASSROOM 20	92"	36"	SINGLE	G3	5/A-601	SOHO - DOVE GREY 1605
CLASSROOM 20	92"	36"	SINGLE	G3	5/A-601	SOHO - DOVE GREY 1605
CLASSROOM 20	44"	56"	DUAL	M	3/A-601	SOHO - DOVE GREY 1905 & CHELSEA BLACKOUT - SHALE 0254
CLASSROOM 20	92"	107"	DUAL	N	3/A-601	SOHO - DOVE GREY 1905 & CHELSEA BLACKOUT - SHALE 0254
CLASSROOM 20	44"	107"	DUAL	N1	3/A-601	SOHO - DOVE GREY 1905 & CHELSEA BLACKOUT - SHALE 0254
CLASSROOM 20	92"	107"	DUAL	N	4/A-601	SOHO - DOVE GREY 1905 & CHELSEA BLACKOUT - SHALE 0254
CLASSROOM 21	92"	36"	SINGLE	G3	5/A-601	SOHO - DOVE GREY 1605
CLASSROOM 21	92"	36"	SINGLE	G3	5/A-601	SOHO - DOVE GREY 1605
CLASSROOM 21	92"	36"	SINGLE	G3	5/A-601	SOHO - DOVE GREY 1605
CLASSROOM 21	44"	56"	DUAL	M	3/A-601	SOHO - DOVE GREY 1905 & CHELSEA BLACKOUT - SHALE 0254
CLASSROOM 21	92"	107"	DUAL	N	3/A-601	SOHO - DOVE GREY 1905 & CHELSEA BLACKOUT - SHALE 0254
CLASSROOM 21	44"	107"	DUAL	N1	3/A-601	SOHO - DOVE GREY 1905 & CHELSEA BLACKOUT - SHALE 0254
CLASSROOM 21	92"	107"	DUAL	N	4/A-601	SOHO - DOVE GREY 1905 & CHELSEA BLACKOUT - SHALE 0254
BUILDING 5						
CLASSROOM 15	44"	56"	DUAL	M	3/A-601	SOHO - DOVE GREY 1905 & CHELSEA BLACKOUT - SHALE 0254
CLASSROOM 18	92"	36"	SINGLE	G3	5/A-601	SOHO - DOVE GREY 1605
CLASSROOM 18	92"	36"	SINGLE	G3	5/A-601	SOHO - DOVE GREY 1605
CLASSROOM 18	92"	36"	SINGLE	G3	5/A-601	SOHO - DOVE GREY 1605
CLASSROOM 18	44"	113"	DUAL	B1	3/A-601	SOHO - DOVE GREY 1905 & CHELSEA BLACKOUT - SHALE 0254
CLASSROOM 18	92"	113"	DUAL	B	3/A-601	SOHO - DOVE GREY 1905 & CHELSEA BLACKOUT - SHALE 0254
CLASSROOM 18	92"	113"	DUAL	B	3/A-601	SOHO - DOVE GREY 1905 & CHELSEA BLACKOUT - SHALE 0254
CLASSROOM 18	44"	56"	DUAL	M	3/A-601	SOHO - DOVE GREY 1905 & CHELSEA BLACKOUT - SHALE 0254
CUSTODIAL OFFICE 502	89"	62"	SINGLE	P	5/A-601	SOHO - DOVE GREY 1605
READING LI1	92"	36"	SINGLE	G3	5/A-601	SOHO - DOVE GREY 1605
READING LI1	92"	113"	DUAL	B	3/A-601	SOHO - DOVE GREY 1905 & CHELSEA BLACKOUT - SHALE 0254
READING LI1	92"	113"	DUAL	B	3/A-601	SOHO - DOVE GREY 1905 & CHELSEA BLACKOUT - SHALE 0254
READING LI1	44"	113"	DUAL	B1	3/A-601	SOHO - DOVE GREY 1905 & CHELSEA BLACKOUT - SHALE 0254
READING LI1	92"	113"	DUAL	B	3/A-601	SOHO - DOVE GREY 1905 & CHELSEA BLACKOUT - SHALE 0254
READING LI2	92"	36"	SINGLE	G3	5/A-601	SOHO - DOVE GREY 1605
READING LI3	92"	36"	SINGLE	G3	5/A-601	SOHO - DOVE GREY 1605
READING LI3	92"	36"	SINGLE	G3	5/A-601	SOHO - DOVE GREY 1605
READING LI3	92"	36"	SINGLE	G3	5/A-601	SOHO - DOVE GREY 1605
READING LI3	92"	101"	DUAL	O	3/A-601	SOHO - DOVE GREY 1905 & CHELSEA BLACKOUT - SHALE 0254
READING LI3	44"	101"	DUAL	O1	3/A-601	SOHO - DOVE GREY 1905 & CHELSEA BLACKOUT - SHALE 0254
READING LI3	92"	101"	DUAL	O	3/A-601	SOHO - DOVE GREY 1905 & CHELSEA BLACKOUT - SHALE 0254
BUILDING 6						
CLASSROOM 22	94"	75"	DUAL	C1	3/A-601	SOHO - DOVE GREY 1905 & CHELSEA BLACKOUT - SHALE 0254
CLASSROOM 22	40"	24"	DUAL	H2	3/A-601	SOHO - DOVE GREY 1905 & CHELSEA BLACKOUT - SHALE 0254
CLASSROOM 22	60"	48"	DUAL	Q	3/A-601	SOHO - DOVE GREY 1905 & CHELSEA BLACKOUT - SHALE 0254
CLASSROOM 23	94"	75"	DUAL	C1	3/A-601	SOHO - DOVE GREY 1905 & CHELSEA BLACKOUT - SHALE 0254
CLASSROOM 23	40"	24"	DUAL	H2	3/A-601	SOHO - DOVE GREY 1905 & CHELSEA BLACKOUT - SHALE 0254
CLASSROOM 23	60"	48"	DUAL	Q	3/A-601	SOHO - DOVE GREY 1905 & CHELSEA BLACKOUT - SHALE 0254
CLASSROOM 24	94"	75"	DUAL	C1	3/A-601	SOHO - DOVE GREY 1905 & CHELSEA BLACKOUT - SHALE 0254
CLASSROOM 24	40"	24"	DUAL	H2	3/A-601	SOHO - DOVE GREY 1905 & CHELSEA BLACKOUT - SHALE 0254
CLASSROOM 25	94"	75"	DUAL	C1	3/A-601	SOHO - DOVE GREY 1905 & CHELSEA BLACKOUT - SHALE 0254
CLASSROOM 25	40"	24"	DUAL	H2	3/A-601	SOHO - DOVE GREY 1905 & CHELSEA BLACKOUT - SHALE 0254
CLASSROOM 26	94"	75"	DUAL	C1	3/A-601	SOHO - DOVE GREY 1905 & CHELSEA BLACKOUT - SHALE 0254
CLASSROOM 26	40"	24"	DUAL	H2	3/A-601	SOHO - DOVE GREY 1905 & CHELSEA BLACKOUT - SHALE 0254
CLASSROOM 26	60"	48"	DUAL	Q	3/A-601	SOHO - DOVE GREY 1905 & CHELSEA BLACKOUT - SHALE 0254
CLASSROOM 27	94"	75"	DUAL	C1	3/A-601	SOHO - DOVE GREY 1905 & CHELSEA BLACKOUT - SHALE 0254
CLASSROOM 27	40"	24"	DUAL	H2	3/A-601	SOHO - DOVE GREY 1905 & CHELSEA BLACKOUT - SHALE 0254
CLASSROOM 27	60"	48"	DUAL	Q	3/A-601	SOHO - DOVE GREY 1905 & CHELSEA BLACKOUT - SHALE 0254
CLASSROOM 28	96"	50"	DUAL	J	3/A-601	SOHO - DOVE GREY 1905 & CHELSEA BLACKOUT - SHALE 0254
CLASSROOM 28	60"	48"	DUAL	Q	3/A-601	SOHO - DOVE GREY 1905 & CHELSEA BLACKOUT - SHALE 0254
CONFERENCE 46	96"	50"	SINGLE	J	5/A-601	SOHO - DOVE GREY 1605
CONFERENCE 46	48"	50"	SINGLE	J1	5/A-601	SOHO - DOVE GREY 1605
BUILDING 9						
CLASSROOM 29	80"	69"	DUAL	R	3/A-601	SOHO - DOVE GREY 1905 & CHELSEA BLACKOUT - SHALE 0254
CLASSROOM 29	80"	69"	DUAL	R	3/A-601	SOHO - DOVE GREY 1905 & CHELSEA BLACKOUT - SHALE 0254
CLASSROOM 29	80"	69"	DUAL	R	3/A-601	SOHO - DOVE GREY 1905 & CHELSEA BLACKOUT - SHALE 0254
CLASSROOM 29	80"	69"	DUAL	R	3/A-601	SOHO - DOVE GREY 1905 & CHELSEA BLACKOUT - SHALE 0254
CLASSROOM 30	80"	69"	DUAL	R	3/A-601	SOHO - DOVE GREY 1905 & CHELSEA BLACKOUT - SHALE 0254
CLASSROOM 30	80"	69"	DUAL	R	3/A-601	SOHO - DOVE GREY 1905 & CHELSEA BLACKOUT - SHALE 0254
CLASSROOM 30	72"	69"	DUAL	S	3/A-601	SOHO - DOVE GREY 1905 & CHELSEA BLACKOUT - SHALE 0254
CLASSROOM 30	72"	69"	DUAL	S	3/A-601	SOHO - DOVE GREY 1905 & CHELSEA BLACKOUT - SHALE 0254
CLASSROOM 31	80"	69"	DUAL	R	3/A-601	SOHO - DOVE GREY 1905 & CHELSEA BLACKOUT - SHALE 0254
CLASSROOM 31	80"	69"	DUAL	R	3/A-601	SOHO - DOVE GREY 1905 & CHELSEA BLACKOUT - SHALE 0254
CLASSROOM 31	120"	69"	DUAL	R1	3/A-601	SOHO - DOVE GREY 1905 & CHELSEA BLACKOUT - SHALE 0254

991 W HEDDING ST., SUITE 101
SAN JOSE, CA 95126
TEL (408) 715-4470

PROFESSIONAL STAMP

REVISIONS

NO.	DATE	DESCRIPTION
A	08/18/2025	ADDENDUM #2

THE ARCHITECT DOES NOT REPRESENT THAT THESE PLANS OR THE SPECIFICATIONS ARE SUITABLE FOR ANY SITE OTHER THAN THE ONE FOR WHICH THEY WERE SPECIFICALLY PREPARED. THE ARCHITECT DISCLAIMS RESPONSIBILITY FOR THESE PLANS AND SPECIFICATIONS IF THEY ARE USED IN WHOLE OR IN PART AT ANY OTHER SITE. WRITTEN DIMENSIONS ON THESE DRAWINGS SHALL HAVE PRECEDENCE OVER SCALED DIMENSIONS.

PROJECT OWNER & TITLE

MT DIABLO UNIFIED SCHOOL DISTRICT
1936 Carlotta Way
Concord, CA 94519

MT. DIABLO ES ACOUSTICAL CEILING TILE AND SHADE COVERINGS

5880 Mt. Zion Drive
Clayton, CA 94517

SHEET TITLE

SCHEDULE - ROLLER SHADES

INCREMENT 2

DRAWN BY: XX JOB NUMBER: 23120.01

SHEET NO.

A-801

DATE: AUGUST 18, 2025

CONSTRUCTION DOCUMENTS

DATE PLOTTED: 8/19/2025 2:22:48 PM FILE LOCATION: Autodesk Docs://MDUSD - Roller Shades/23120_MTDUSD_MT DIABLO ES MOD_INC02_A22.rvt

MT DIABLO UNIFIED SCHOOL DISTRICT

MEADOW HOMES ES ACOUSTICAL CEILING TILE AND SHADE COVERINGS

AUGUST 27, 2025

CONSTRUCTION DOCUMENTS

196

991 W HEDDING ST., SUITE 101
SAN JOSE, CA 95126
TEL (408) 715-4470

PROFESSIONAL STAMP

REVISIONS

NO.	DATE	DESCRIPTION
A	08/18/2025	ADDENDUM #2

THE ARCHITECT DOES NOT REPRESENT THAT THESE PLANS OR THE SPECIFICATIONS ARE SUITABLE FOR ANY SITE OTHER THAN THE ONE FOR WHICH THEY WERE SPECIFICALLY PREPARED. THE ARCHITECT DISCLAIMS RESPONSIBILITY FOR THESE PLANS AND SPECIFICATIONS IF THEY ARE USED IN WHOLE OR IN PART AT ANY OTHER SITE. WRITTEN DIMENSIONS ON THESE DRAWINGS SHALL HAVE PRECEDENCE OVER SCALED DIMENSIONS.

PROJECT OWNER & TITLE

MT DIABLO UNIFIED SCHOOL DISTRICT
1936 Carlotta Drive
Concord, California 94519

MEADOW HOMES ES ACOUSTICAL CEILING TILE AND SHADE COVERINGS
1371 Detroit Ave
Concord, CA 94520

SHEET TITLE

COVER SHEET

INC.2

DRAWN BY: Author JOB NUMBER: 23119.01

SHEET NO.

G-000

DATE: AUGUST 18, 2025

CONSTRUCTION DOCUMENTS

DATE PLOTTED: 8/19/2025 4:01:50 PM FILE LOCATION: Autodesk Docs://MDUSD - Roller Shades/23119_MTDUSD_MEADOW HOMES ES MOD_INC02_A22.rvt

MT DIABLO UNIFIED SCHOOL DISTRICT

MEADOW HOMES ES ACOUSTICAL CEILING TILE AND SHADE COVERINGS

SYMBOLS

DRAFTING ITEMS

- DATUM - CONTROL POINT
- DIMENSION LINE AND TICK
- MATCHLINE - SEE: 1 / A101
- BREAK LINE
- 01.23.A KEYNOTE
- Name / Elevation PROJECT LEVEL MARKER
- 0 COLUMN GRID MARKER
- REVISION CLOUD
- 1 CMNT # REVISION TAG
- PROJECT NORTH — PROJECT NORTH ARROW

VIEW REFERENCES

- 1 / A101 SIM — VIEW REFERENCE / SHEET REFERENCE
- 1 / A101 SIM — DETAIL VIEW
- 1 / A101 TYP. — SECTION VIEW
- 1 / A101 SIM — ENLARGED VIEW
- 1A / A-101 / 1A — INTERIOR ELEVATION; VIEW REFERENCE / SHEET REFERENCE
- 99 / A1-100 — EXTERIOR ELEVATION

ABBREVIATIONS

@	AT	ID	INSIDE DIAMETER
℄	CENTER LINE	INSUL	INSULATION OR INSULATED
d	PENNY	INV	INVERT
0#	POUND	LAV	LAVATORY
⊥	PERPENDICULAR	MATL	MATERIAL
∠	ANGLE	MAX	MAXIMUM
AB	ANCHOR BOLT	MB	MACHINE BOLT
AC	ASPHALTIC CONCRETE	MECH	MECHANICAL
ACT	ACOUSTICAL CEILING TILE	MFR	MANUFACTURE OR MANUFACTURER
AFF	ABOVE FINISH FLOOR	MH	MAN HOLE
ALT	ALTERNATE	MIN	MINIMUM
ALUM	ALUMINUM	MISC	MISCELLANEOUS
ANOD	ANODIZED	MO	MASONRY OPENING
APPROX	APPROXIMATE	N	NORTH
ARCH	ARCHITECT OR ARCHITECTURAL	(N)	NEW
BD	BOARD	NIC	NOT IN CONTRACT
BLDG	BUILDING	NO OR #	NUMBER
BLK(G)	BLOCK(ING)	NTS	NOT TO SCALE
BOB	BOTTOM OF BEAM	OC	ON CENTER
BM	BEAM	OD	OUTSIDE DIAMETER
CB	CATCH BASIN	OPNG	OPENING
CI	CAST IRON	PL	PLATE OR PROPERTY LINE
CJ	CONSTRUCTION JOINT	PLAM	PLASTIC LAMINATE
CLG	CEILING	PLAS	PLASTER (NUMBER - SEE SPECS)
CLR	CLEAR	PLYWD	PLYWOOD
CMU	CONCRETE MASONRY UNIT	PNT	PAINT (NUMBER - SEE SPECS)
CO	CLEAN OUT	PTDF	PRESSURE TREATED DOUGLAS FUR
COL	COLUMN	QT	QUARRY TILE
CONC	CONCRETE	RD	ROOF DRAIN
CONT	CONTINUOUS	REF	REFRIGERATOR
CSK	COUNTERSINK	REINF	REINFORCE OR REINFORCING
CW	COLD WATER	RH	ROUND HEAD
⊏	CHANNEL	RM	ROOM
DBL	DOUBLE	RO	ROUGH OPENING
DEPT	DEPARTMENT	RWD	REDWOOD
DET	DETAIL	S	SOUTH
DF	DRINKING FOUNTAIN	S.C.D.	SEE CIVIL DRAWINGS
DIA	DIAMETER	SCH	SCHEDULE
DIAG	DIAGONAL	SD	STORM DRAIN
DN	DOWN	S.E.D.	SEE ELECTRICAL DRAWINGS
DS	DOWNSPOUT	S.F.A.D.	SEE FIRE ALARM DRAWINGS
DWG	DRAWING	SHR	SHOWER
E	EAST	SHT	SHEET
(E)	EXISTING	SHTHG	SHEATHING
EB	EXPANSION BOLT	SIM	SIMILAR
EJ	EXPANSION JOINT	SMACNA	THE ARCH SHEET METAL MANUAL
ELEV	ELEVATION	S.MP.D	SEE MECHANICAL & PLUMBING DRAWINGS
ELEC	ELECTRICAL)	SPEC	SPECIFICATION
EP	EDGE OF PAVING	SQ	SQUARE
EQ	EQUAL	S.S.D.	SEE STRUCTURAL DRAWINGS
EQUIP	EQUIPMENT	SSTL	STAINLESS STEEL
FD	FLOOR DRAIN	STD	STANDARD
FE(C)	FIRE EXTINGUISHER (& CABINET)	S.T.D.	SEE TECHNOLOGY DRAWINGS
FF	FINISHED FLOOR	STL	STEEL
FG	FINISHED GRADE	SUSP	SUSPENDED
FH	FLAT HEAD OR FIRE HYDRANT	SYM	SYMMETRICAL
FIN	FINISH	TOB	TOP OF BEAM
FL	FLOW LINE	TOC	TOP OF CURB OR TOP OF CONCRETE
FLG	FLASHING	TCB	TOP OF CATCH BASIN
FLR	FLOOR	TEL	TELEPHONE
FOC	FACE OF CONCRETE	TEMP	TEMPERATURE OR TEMPERED
FOF	FACE OF FINISH	T&G	TONGUE & GROOVE
FOM	FACE OF MASONRY	TP	TOP OF PAVING
FOS	FACE OF STUD	TS	STRUCTURAL TUBING
FRP	FIBERGLASS REINFORCED PANEL	TV	TELEVISION
FT	FOOT OR FEET	TOW	TOP OF WALL
FTG	FOOTING	TYP	TYPICAL (ITEMS TYPICAL UNLESS SHOWN OR NOTED OTHERWISE)
GA	GAUGE	UON	UNLESS OTHERWISE NOTED
GALV	GALVANIZED	VCT	VINYL COMPOSITION TILE
GB	GRAB BAR, GRADE BREAK	VERT	VERTICAL
GL	GLASS	VGDF	VERTICAL GRAIN DOUGLAS FIR
GLB	GLUE LAMINATED BEAM	VTR	VENT THRU ROOF
GYP	GYPSUM	W	WEST
GWB	GYPSUM WALL BOARD	WC	WATER CLOSET
HB	HOSE BIBB	W.C.	WHEELCHAIR ACCESSIBLE
HDR	HEADER	WD	WOOD
HGT	HEIGHT	WF	WIDE FLANGE
HORIZ	HORIZONTAL	WH	WATER HEATER
HTR	HEATER	WP	WATERPROOF
HVAC	HEATING/VENTILATING/AIR CONDITIONING	WS	WOOD SCREW
		WSCT	WAINSCOT
		WWF	WELDED WIRE FABRIC
		W/	WITH
		W/O	WITHOUT
		R.U.D.	ROLLED UP DIAMETER

GENERAL PROJECT NOTES - K12

1. ALL WORK SHALL CONFORM TO 2022 TITLE 24 CALIFORNIA CODE OF REGULATIONS (CCR).
2. THE PROJECT MANUAL AND SPECIFICATIONS IN CONJUNCTION WITH THESE DRAWINGS AND REFERENCES SHALL FORM A PART OF THE CONTRACT AND SHALL BE REFERRED TO AS THE "DOCUMENTS." THE DOCUMENTS DEFINE THE WORK TO BE PERFORMED AS AGREED TO IN THE CONTRACT
3. CHANGES TO APPROVED DRAWINGS AND SPECIFICATIONS SHALL BE MADE BY AN ADDENDUM OR A CONSTRUCTION CHANGE DOCUMENT (CCD) APPROVED BY THE DIVISION OF THE STATE ARCHITECT AS REQUIRED BY SECTION 4-338, PART 1, T24 CCR.
4. A DSA CERTIFIED **INSPECTOR CLASS 3** SHALL BE EMPLOYED BY THE DISTRICT AND SHALL PROVIDE CONTINUOUS INSPECTION OF THE WORK. THE DUTIES OF THE INSPECTION ARE DEFINED IN SECTION 4-342, PART 1, T24, CCR.
5. APPARENT DISCREPANCIES ON DRAWINGS AND/OR SPECIFICATIONS SHALL BE REPORTED TO THE ARCHITECT BEFORE PROCEEDING WITH THE WORK.
6. ANY DIFFERENCE BETWEEN THE EXISTING CONSTRUCTION AS OBSERVED IN THE FIELD AND AS SHOWN ON THE DRAWING SHALL BE REPORTED TO THE ARCHITECT BEFORE PROCEEDING WITH THE WORK.
7. THE CONTRACTOR SHALL VERIFY ALL DIMENSIONS PRIOR TO STARTING WORK. THE ARCHITECT SHALL BE NOTIFIED OF ANY DISCREPANCIES OR INCONSISTENCIES. THE CONTRACTOR IS RESPONSIBLE FOR CHECKING AND COORDINATING DIMENSIONS.
8. IT SHALL BE THE RESPONSIBILITY OF THE GENERAL CONTRACTOR TO ENSURE THAT ALL APPLICABLE SAFETY LAWS ARE STRICTLY ENFORCED AND TO MAINTAIN A SAFE CONSTRUCTION PROJECT.
9. IT SHALL BE THE RESPONSIBILITY OF THE GENERAL CONTRACTOR TO PROVIDE SUPERVISION OF THE CONSTRUCTION WORK TO ENSURE THAT IT IS BUILT IN CONFORMANCE WITH THE APPROVED PLANS AND SPECIFICATIONS. THE ARCHITECT WILL PROVIDE ONLY PERIODIC OBSERVATION OF THE WORK. SEE NOTE 4 FOR DSA INSPECTION REQUIREMENTS.
10. ANY DAMAGE DONE TO THE EXISTING CONSTRUCTION DURING THE COURSE OF THIS WORK SHALL BE REPLACED BY THE CONTRACTOR AT THE CONTRACTOR'S EXPENSE WITH NO ADDITIONAL COST TO THE OWNER.
11. GRADING PLANS, DRAINAGE IMPROVEMENTS, ROAD & ACCESS REQUIREMENTS AND ENVIRONMENTAL HEALTH CONSIDERATIONS SHALL COMPLY WITH ALL LOCAL ORDINANCES.
12. THE SEISMIC ANCHORAGE OF MECHANICAL AND ELECTRICAL EQUIPMENT SHALL CONFORM TO CCR TITLE 24, 2022 CBC SECTION 1616A.1.18 AND ASCE-7-16 SECTION 13.6 ANCHORAGE DETAILS FOR ROOF/FLOOR MOUNTED EQUIPMENT SHALL BE SHOWN ON PLANS.
13. CUTTING, BORING, SAW CUTTING OR DRILLING THROUGH THE NEW OR EXISTING STRUCTURAL ELEMENTS TO BE DONE ONLY WHEN SO DETAILED IN THE DRAWINGS OR ACCEPTED BY THE ARCHITECT AND THE STRUCTURAL ENGINEER WITH THE APPROVAL OF DSA REPRESENTATIVE. ALL WELDING SHALL BE SPECIALLY INSPECTED BY AN AWS-CWI QUALIFIED INSPECTOR APPROVED BY DSA. ALL BRACING OF DUCTS AND PIPING SHALL BE INSTALLED AS APPROVED BY DSA. WHERE BRACING DETAILS ARE NOT SHOWN ON THE DRAWINGS, THE FIELD INSTALLATION SHALL BE SUBJECT TO THE APPROVAL OF THE ARCHITECT, MECHANICAL ENGINEER AND FIELD ENGINEER. A COPY OF THE DRAWINGS APPROVED BY DSA SHALL BE PROVIDED BY THE CONTRACTOR AND KEPT ON THE JOB AT ALL TIMES.
14. THE INTENT OF THESE DRAWINGS AND SPECIFICATIONS IS THAT THE WORK OF THE ALTERATION, REHABILITATION OR RECONSTRUCTION IS TO BE IN ACCORDANCE WITH TITLE 24, CALIFORNIA CODE OF REGULATIONS. SHOULD ANY EXISTING CONDITIONS SUCH AS DETERIORATION OR NON-COMPLYING CONSTRUCTION BE DISCOVERED WHICH IS NOT COVERED BY THE CONTRACT DOCUMENTS WHEREIN THE FINISHED WORK WILL NOT COMPLY WITH TITLE 24, CALIFORNIA CODE OF REGULATIONS, A CONSTRUCTION CHANGE DOCUMENT, OR A SEPARATE SET OF PLANS AND SPECIFICATIONS, DETAILING AND SPECIFYING THE REQUIRED WORK SHALL BE SUBMITTED TO AND APPROVED BY THE DIVISION OF THE STATE ARCHITECT BEFORE PROCEEDING WITH THE WORK.
15. A DSA ACCEPTED TESTING LABORATORY DIRECTLY EMPLOYED BY THE SCHOOL DISTRICT (OWNER) SHALL CONDUCT ALL THE REQUIRED TESTS AND INSPECTIONS FOR THE PROJECT.
16. IT SHALL BE THE RESPONSIBILITY OF THE GENERAL CONTRACTOR TO COMPLY WITH CBC & CFC CHAPTER 33 - FIRE SAFETY DURING CONSTRUCTION AND DEMOLITION.
17. DO NOT SCALE DRAWINGS, DIMENSIONS SHOWN SHALL TAKE PRECEDENCE OVER DRAWING SCALE. WHENEVER DSA FINDS ANY CONSTRUCTION WORK IS BEING PERFORMED IN A MANNER CONTRARY TO THE PROVISIONS OF THE CALIFORNIA BUILDING CODE AND THAT WOULD COMPROMISE THE STRUCTURAL INTEGRITY OF THE BUILDING, THE DEPARTMENT OF GENERAL SERVICES, STATE OF CALIFORNIA, IS AUTHORIZED TO ISSUE A STOP WORK ORDER PER SECTION 4-334.1 CALIFORNIA ADMINISTRATIVE CODE (PART 1, TITLE 24, CCR).
18. TITLE 24 PARTS 1-5 AND 9 MUST BE KEPT ON SITE DURING CONSTRUCTION
19. ALL STRUCTURAL, ARCHITECTURAL, MECHANICAL, ELECTRICAL, AND PLUMBING MATERIALS INSTALLATION TO COMPLY WITH APPLICABLE CODES, STANDARDS, AND MANUFACTURER'S RECOMMENDATIONS.
20. PROJECT INSPECTION (PI) SHALL WITNESS AND VERIFY GROUNDING.
21. SUBSTITUTION OF PRODUCTS OR CONSTRUCTION PROCESS WHICH AFFECT THE STRUCTURAL SAFETY, FIRE AND LIFE-SAFETY OR ACCESSIBILITY OF THIS PROJECT SHALL BE SUBMITTED TO DSA FOR REVIEW AND APPROVAL AS AN ADDENDUM OR CONSTRUCTION CHANGE DOCUMENT.
22. THE CALIFORNIA ENERGY CODE SECTION 10-103 REQUIRES ACCEPTANCE TESTING ON ALL NEWLY INSTALLED LIGHTING CONTROLS, MECHANICAL SYSTEMS, ENVELOPES, AND PROCESS EQUIPMENT AFTER INSTALLATION AND BEFORE PROJECT COMPLETION. AN ACCEPTANCE TEST IS A FUNCIONAL PERFORMANCE TEST TO HELP ENSURE THAT NEWLY INSTALLED EQUIPMENT IS OPERATION AND IN COMPLIANCE WITH THE ENERGY CODE.
    - A. LIGHTING CONTROLS ACCEPTANCE TEST MUST BE PERFORMED BY A CERTIFIED LIGHTING CONTROLS ACCEPTANCCE TEST TECHNICIAN (ATT).
    - B. MECHANICAL SYSTEM ACCEPTANCE TEST MUST BE PERFORMED BY A CERTIFIED MECHANICAL ATT FOR PROJECTS SUBMITTED ON OR AFTER OCTUBER 1, 2021.
    - C. ENVELOPE AND PROCESS EQUIPMENT ACCEPTANCE TEST SHALL BE PERFORMED BY THE INSTALLING CONTRACTOR, ENGINEER / ARCHITECT OF RECORD OR THE OWNER'S AGENT.
    - D. THE ACCEPTANCE TESTING PROCEDURES MUST BE REPEATED, AND DEFICIENCIES MUST BE CORRECTED BY THE BUILDER OR INSTALLING CONTRACTOR UNTIL THE CONSTRUCTION / INSTALLATION OF THE SPECIFIED SYSTEMS CONFORM AND PASS THE REQUIRED ACCEPTANCE CRITERIA.
    - E. PROJECT INSPECTORS WILL COLLECT THE FORMS TO CONFIRM THAT THE REQUIRED ACCEPTANCE TESTS HAVE BEEN COMPLETED.
    - F. A LISTING OF CERTIFIED ATT CAN BE FOUND AT: HTTPS://WWW.ENERGY.CA.GOV/PROGRAMS-AND-TOPICS/PROGRAMS/ACCEPTANCE-TEST-TECHNICIAN-CERTIFICATION-PROVIDER-PROGRAM/ACCEPTANCE
    - G. THE ACCEPTANCE TESTING PROCEDURES MUST BE REPEATED, AND DEFICIENCIES MUST BE CORRECTED BY THE BUILDER OR INSTALLING CONTRACTOR UNTIL THE CONSTRUCTION/INSTALLATION OF THE SPECIFIED SYSTEMS CONFORM AND PASS THE REQUIRED ACCEPTANCE CRITERIA. PROJECT INSPECTORS WILL COLLECT THE FORMS TO CONFIRM THAT THE REQUIRED ACCEPTANCE TESTS HAVE BEEN COMPLETED.

PROJECT DESCRIPTION

- ROLLER SHADES INSTALLATION OF CLASSROOM BUILDINGS A, B, C, D, E, F, G, H, I, J
- INSTALLATION OF ACOUSTICAL CEILING TILE OF CLASSROOM BUILDINGS A, B, D, E

SHEET #	SHEET NAME	REV #	DATE
1. OVERALL GENERAL INFORMATION			
G-000	COVER SHEET	A	08-18-2025
G-001	TITLE SHEET	A	08-18-2025
GENERAL SHEETS TOTAL: 2			
3. ARCHITECTURAL DRAWINGS			
A-201	FLOOR PLAN - BLDG A, B, C, D & E FLOOR PLAN RS	A	08-18-2025
A-202	FLOOR PLAN - BLDG F, G, H, I, & J FLOOR PLAN RS		
A-203	REFLECTED CEILING PLAN - BLDG A, B	A	08-18-2025
A-204	REFLECTED CEILING PLAN - BLDG D, E	A	08-18-2025
A-601	INTERIOR ELEVATIONS - ROLLER SHADES		
A-602	INTERIOR ELEVATIONS - ROLLER SHADES		
A-603	TYPICAL ELEVATIONS AND DETAILS - RS		
A-604	CEILING DETAILS		
A-801	ROLLER SHADES SCHEDULE	A	08-18-2025
ARCHITECTURAL SHEETS TOTAL: 9			
OVERALL SHEET TOTAL: 11			

VICINITY MAP

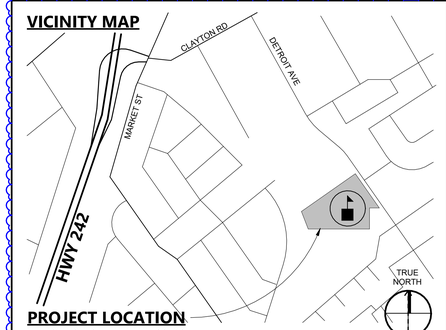

PROJECT LOCATION
MEADOW HOMES ELEMENTARY SCHOOL

196
991 W HEDDING ST., SUITE 101
SAN JOSE, CA 95126
TEL (408) 715-4470

PROFESSIONAL STAMP

REVISIONS

NO.	DATE	DESCRIPTION
A	08/18/2025	ADDENDUM #2

THE ARCHITECT DOES NOT REPRESENT THAT THESE PLANS OR THE SPECIFICATIONS ARE SUITABLE FOR ANY SITE OTHER THAN THE ONE FOR WHICH THEY WERE SPECIFICALLY PREPARED. THE ARCHITECT DISCLAIMS RESPONSIBILITY FOR THESE PLANS AND SPECIFICATIONS IF THEY ARE USED IN WHOLE OR IN PART AT ANY OTHER SITE. WRITTEN DIMENSIONS ON THESE DRAWINGS SHALL HAVE PRECEDENCE OVER SCALED DIMENSIONS.

PROJECT OWNER & TITLE
MT DIABLO UNIFIED SCHOOL DISTRICT
1936 Carlotta Drive
Concord, California 94519

MEADOW HOMES ES ACOUSTICAL CEILING TILE AND SHADE COVERINGS
1371 Detroit Ave
Concord, CA 94520

SHEET TITLE
TITLE SHEET
INC.2

DRAWN BY: PR JOB NUMBER: 23119.01

SHEET NO.
G-001
DATE: AUGUST 18, 2025

CONSTRUCTION DOCUMENTS

DATE PLOTTED: 8/19/2025 4:01:52 PM FILE LOCATION: Autodesk Docs://MDUSD - Roller Shades/23119_MTDUSD_MEADOW HOMES ES MOD_INC02_A22.rvt

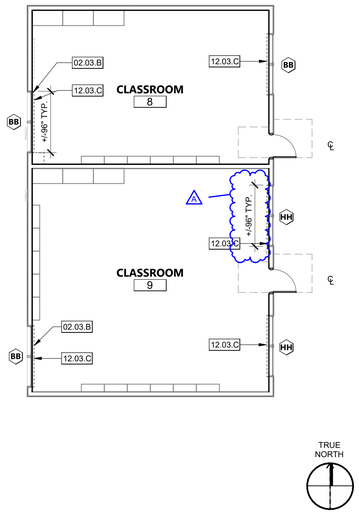

FLOOR PLAN - BUILDING C RS | 1/8" = 1'-0" | 7

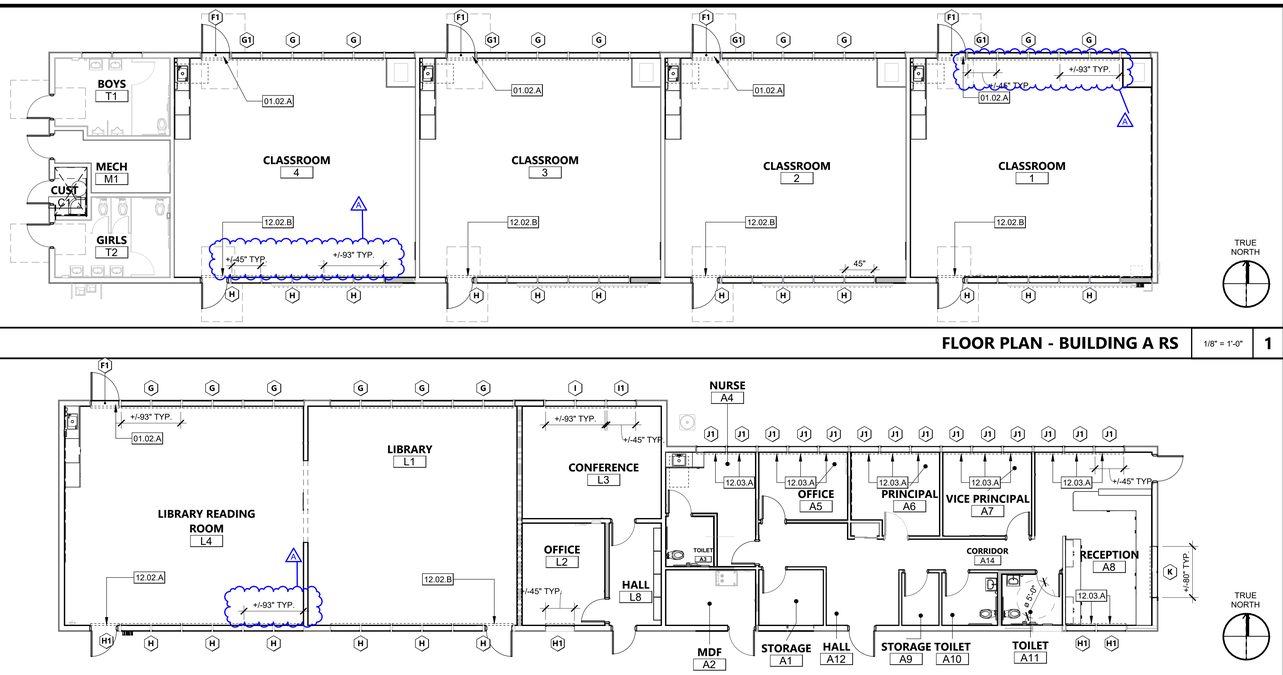

FLOOR PLAN - BUILDING A RS | 1/8" = 1'-0" | 1

FLOOR PLAN - BUILDING B.1 RS | 1/8" = 1'-0" | 2

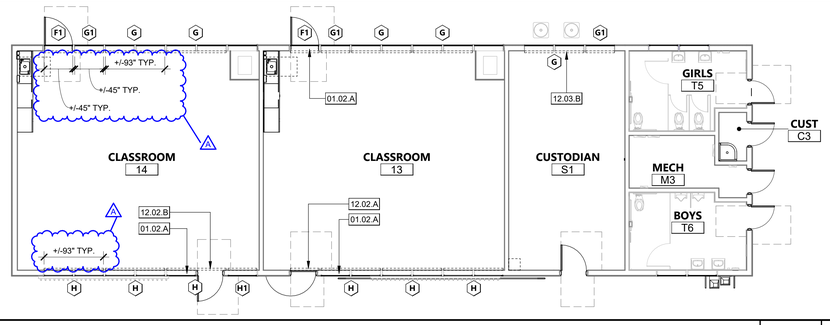

FLOOR PLAN - BUILDING D.2 RS | 1/8" = 1'-0" | 6

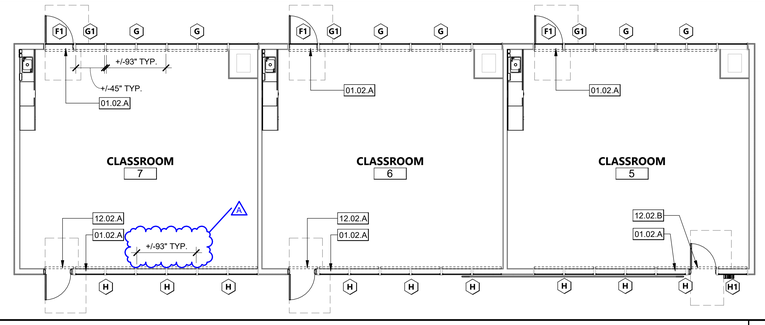

FLOOR PLAN - BUILDING B.2 RS | 1/8" = 1'-0" | 3

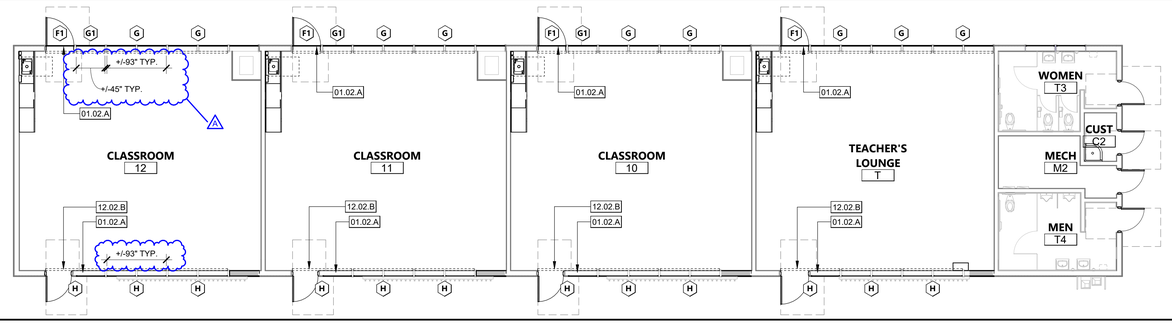

FLOOR PLAN - BUILDING D.1 RS | 1/8" = 1'-0" | 4

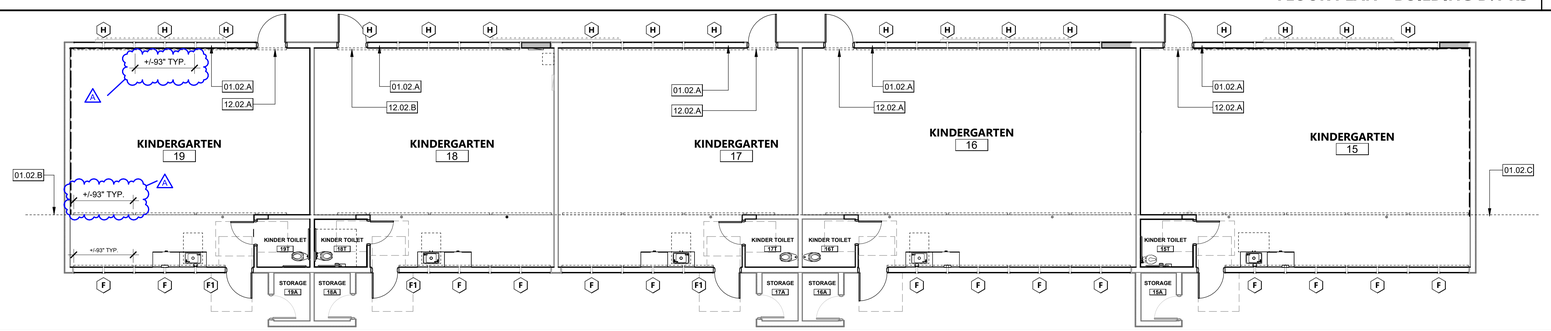

FLOOR PLAN - BUILDING E RS | 1/8" = 1'-0" | 5

KEYNOTES

01.02.A	(E) TRANSOM WINDOWS ABOVE, SEE INTERIOR ELEVATIONS.
01.02.B	(E) TRANSOM WINDOWS ABOVE, AT DASH LINE SHOWN IN DRAWINGS. SEE INTERIOR ELEVATION 2/A-602.
01.02.C	(E) TRANSOM WINDOWS ABOVE, AT DASH LINE SHOWN IN DRAWINGS. SEE INTERIOR ELEVATIONS 4/A-602.
02.03.B	DEMO (E) BLINDS
12.02.A	(N) ROLLER SHADE H1 FOR (E) TRANSOM WINDOW ABOVE. SEE INTERIOR ELEVATIONS.
12.02.B	(N) ROLLER SHADE H FOR (E) TRANSOM WINDOW ABOVE. SEE INTERIOR ELEVATIONS.
12.03.A	(N) ROLLER SHADE TO BE JAMB MOUNTED. REFER DETAIL 4/A-603. SEE INTERIOR ELEVATIONS.
12.03.B	(N) ROLLER SHADE TO BE STUD MOUNTED. REFER DETAIL 3 & 5/A-603. SEE INTERIOR ELEVATIONS AND ROLLER SHADE SCHEDULE.
12.03.C	(N) ROLLER SHADE TO BE WALL MOUNTED. REFER DETAIL 1/A-603. SEE INTERIOR

LEGEND - FLOOR PLAN GENERAL NOTES

1. REFER TO MANUFACTURER'S CUTSHEETS FOR SPECIFIC INSTALLATION REQUIREMENTS, INCLUDING INSTRUCTIONS FOR BRACKET PLACEMENT, MOUNTING HARDWARE, AND OPERATION REQUIREMENTS.
2. CONTRACTOR TO VERIFY IN FIELD THE ROUGH OPENINGS AND WINDOWS RECEIVING NEW ROLLER SHADES.
3. EXAMINE SUBSTRATES, AREAS, AND CONDITIONS, WITH INSTALLER PRESENT, FOR COMPLIANCE WITH REQUIREMENTS FOR INSTALLATION TOLERANCES, OPERATIONAL CLEARANCES, AND OTHER CONDITIONS AFFECTING PERFORMANCE.
4. ENSURE THE MOUNTING BRACKETS ARE LEVEL TO ENSURE THE FABRIC WILL ROLL UP PROPERLY AND OPERATE SMOOTHLY.
5. REVIEW MANUFACTURER'S CUTSHEETS AND SPECIFICATIONS FOR APPROPRIATE FASTENERS (SCREWS, ANCHORS) TO SECURELY ATTACH THE BRACKETS TO THE MOUNTING SURFACE (WALL, CEILING, OR WINDOW FRAME).
6. INSTALL ROLLER SHADES LEVEL, PLUMB, AND ALIGNED WITH ADJACENT UNITS ACCORDING TO MANUFACTURER'S WRITTEN INSTRUCTIONS, AND LOCATE SO SHADE BAND IS NOT CLOSER THAN 2 INCHES TO INTERIOR FACE OF GLASS. ALLOW CLEARANCES FOR WINDOW OPERATION HARDWARE.
7. ADJUST AND BALANCE ROLLER SHADES TO OPERATE SMOOTHLY, EASILY, SAFELY, AND FREE FROM BINDING OR MALFUNCTION THROUGHOUT ENTIRE OPERATIONAL RANGE.
8. CLEAN ROLLER SHADE SURFACES AFTER INSTALLATION, ACCORDING TO MANUFACTURER'S WRITTEN INSTRUCTIONS.
9. PROVIDE FINAL PROTECTION AND MAINTAIN CONDITIONS, IN A MANNER ACCEPTABLE TO MANUFACTURER AND INSTALLER, THAT ENSURE ROLLER SHADES ARE WITHOUT DAMAGE OR DETERIORATION AT TIME OF SUBSTANTIAL COMPLETION.
10. REPLACE DAMAGED ROLLER SHADES THAT CANNOT BE REPAIRED, IN A MANNER APPROVED BY ARCHITECT, BEFORE TIME OF SUBSTANTIAL COMPLETION.

LEGEND - FLOOR PLAN

ROOM NAME — ROOM NAME
101 — ROOM NUMBER
A — ROLLER SHADES TYPE TAG
(N) SINGLE OR DUAL ROLLER SHADES

KEY PLAN

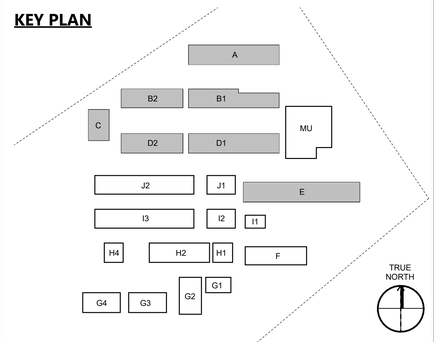

196
991 W HEDDING ST., SUITE 101
SAN JOSE, CA 95126
TEL (408) 715-4470

PROFESSIONAL STAMP

REVISIONS

NO.	DATE	DESCRIPTION
A	08/18/2025	ADDENDUM #2

THE ARCHITECT DOES NOT REPRESENT THAT THESE PLANS OR THE SPECIFICATIONS ARE SUITABLE FOR ANY SITE OTHER THAN THE ONE FOR WHICH THEY WERE SPECIFICALLY PREPARED. THE ARCHITECT DISCLAIMS RESPONSIBILITY FOR THESE PLANS AND SPECIFICATIONS IF THEY ARE USED IN WHOLE OR IN PART AT ANY OTHER SITE. WRITTEN DIMENSIONS ON THESE DRAWINGS SHALL HAVE PRECEDENCE OVER SCALED DIMENSIONS.

PROJECT OWNER & TITLE

MT DIABLO UNIFIED SCHOOL DISTRICT
1936 Carlotta Drive
Concord, California 94519

MEADOW HOMES ES ACOUSTICAL CEILING TILE AND SHADE COVERINGS

1371 Detroit Ave
Concord, CA 94520

SHEET TITLE

FLOOR PLAN - BLDG A, B, C, D & E FLOOR PLAN RS

INC.2

DRAWN BY: PR JOB NUMBER: 23119.01

SHEET NO.

A-201

DATE: AUGUST 18, 2025

CONSTRUCTION DOCUMENTS

DATE PLOTTED: 8/19/2025 4:01:25 PM FILE LOCATION: Autodesk Docs://MDUSD - Roller Shades/23119_MTDUSD_MEADOW HOMES ES MOD_INC02_A22.rvt

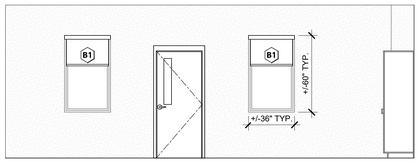

CLASSROOM 29 - NORTH | 1/4" = 1'-0" | 10

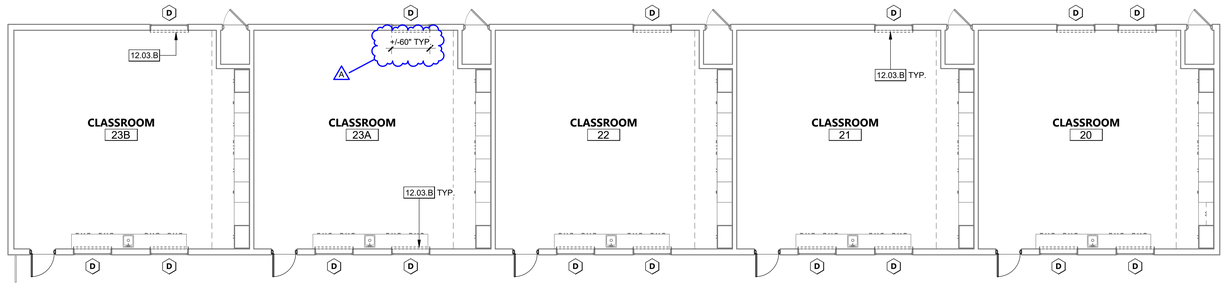

BUILDING J.2 - FLOOR PLAN | 1/8" = 1'-0" | 1

KEYNOTES

12.03.B (N) ROLLER SHADE TO BE STUD MOUNTED. REFER DETAIL 3 & 5/A-603. SEE INTERIOR ELEVATIONS.

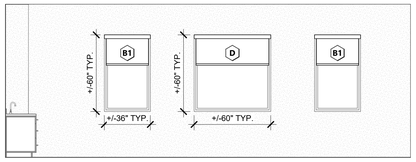

CLASSROOM 29 - SOUTH | 1/4" = 1'-0" | 11

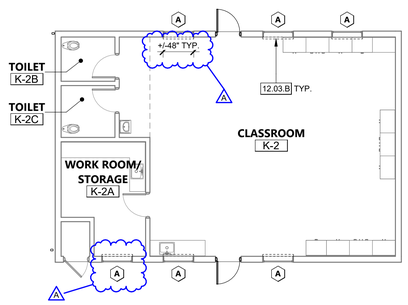

BUILDING I.2 FLOOR PLAN | 1/8" = 1'-0" | 8

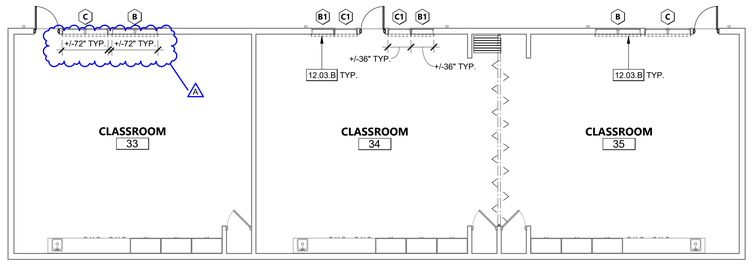

BUILDING F FLOOR PLAN | 1/8" = 1'-0" | 2

LEGEND - FLOOR PLAN GENERAL NOTES

1. REFER TO MANUFACTURER'S CUTSHEETS FOR SPECIFIC INSTALLATION REQUIREMENTS, INCLUDING INSTRUCTIONS FOR BRACKET PLACEMENT, MOUNTING HARDWARE, AND OPERATION REQUIREMENTS.
2. CONTRACTOR TO VERIFY IN FIELD THE ROUGH OPENINGS AND WINDOWS RECEIVING NEW ROLLER SHADES.
3. EXAMINE SUBSTRATES, AREAS, AND CONDITIONS, WITH INSTALLER PRESENT, FOR COMPLIANCE WITH REQUIREMENTS FOR INSTALLATION TOLERANCES, OPERATIONAL CLEARANCES, AND OTHER CONDITIONS AFFECTING PERFORMANCE.
4. ENSURE THE MOUNTING BRACKETS ARE LEVEL TO ENSURE THE FABRIC WILL ROLL UP PROPERLY AND OPERATE SMOOTHLY.
5. REVIEW MANUFACTURER'S CUTSHEETS AND SPECIFICATIONS FOR APPROPRIATE FASTENERS (SCREWS, ANCHORS) TO SECURELY ATTACH THE BRACKETS TO THE MOUNTING SURFACE (WALL, CEILING, OR WINDOW FRAME).
6. INSTALL ROLLER SHADES LEVEL, PLUMB, AND ALIGNED WITH ADJACENT UNITS ACCORDING TO MANUFACTURER'S WRITTEN INSTRUCTIONS, AND LOCATE SO SHADE BAND IS NOT CLOSER THAN 2 INCHES TO INTERIOR FACE OF GLASS. ALLOW CLEARANCES FOR WINDOW OPERATION HARDWARE.
7. ADJUST AND BALANCE ROLLER SHADES TO OPERATE SMOOTHLY, EASILY, SAFELY, AND FREE FROM BINDING OR MALFUNCTION THROUGHOUT ENTIRE OPERATIONAL RANGE.
8. CLEAN ROLLER SHADE SURFACES AFTER INSTALLATION, ACCORDING TO MANUFACTURER'S WRITTEN INSTRUCTIONS.
9. PROVIDE FINAL PROTECTION AND MAINTAIN CONDITIONS, IN A MANNER ACCEPTABLE TO MANUFACTURER AND INSTALLER, THAT ENSURE ROLLER SHADES ARE WITHOUT DAMAGE OR DETERIORATION AT TIME OF SUBSTANTIAL COMPLETION.
10. REPLACE DAMAGED ROLLER SHADES THAT CANNOT BE REPAIRED, IN A MANNER APPROVED BY ARCHITECT, BEFORE TIME OF SUBSTANTIAL COMPLETION.

LEGEND - FLOOR PLAN

ROOM NAME — ROOM NAME
101 — ROOM NUMBER
A — ROLLER SHADE TYPE TAG
(N) SINGLE OR DUAL ROLLER SHADES

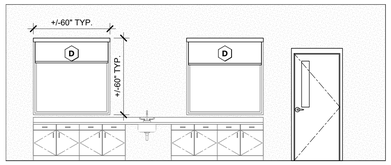

CLASSROOM 28 - NORTH | 1/4" = 1'-0" | 12

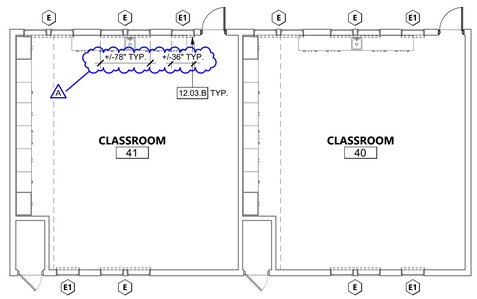

BUILDING G.4 FLOOR PLAN | 1/8" = 1'-0" | 7

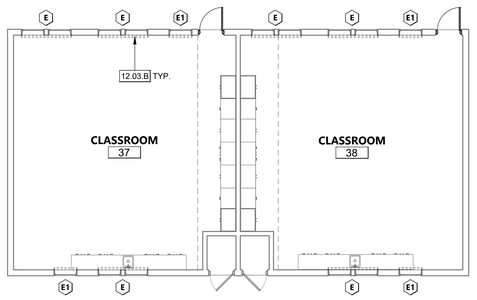

BUILDING G.3 FLOOR PLAN | 1/8" = 1'-0" | 3

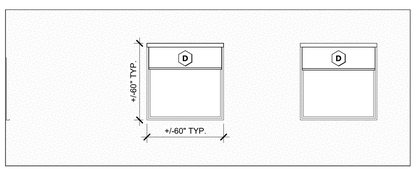

CLASSROOM 28 - SOUTH | 1/4" = 1'-0" | 13

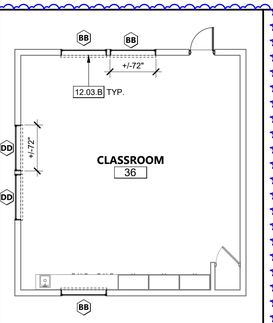

BLDG H.4 FP | 1/8" = 1'-0" | 9

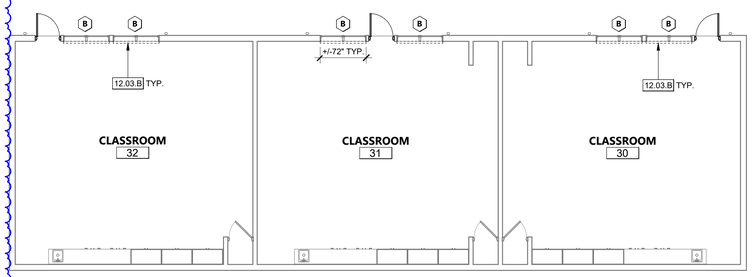

BUILDING H.2 FLOOR PLAN | 1/8" = 1'-0" | 6

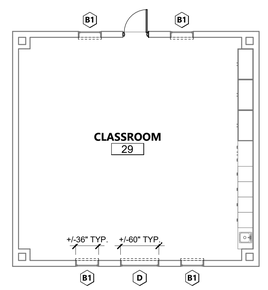

BLDG H.1 FP | 1/8" = 1'-0" | 4

KEY PLAN

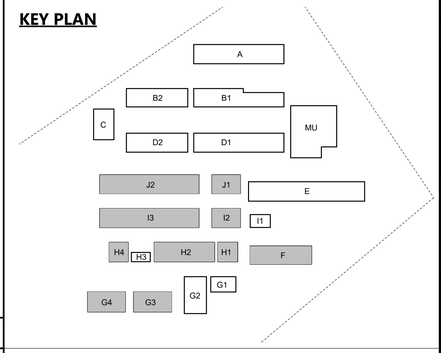

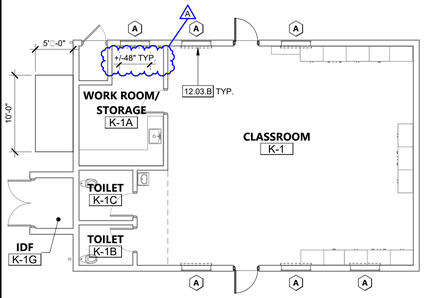

BUILDING J.1 FLOOR PLAN | 1/8" = 1'-0" | 14

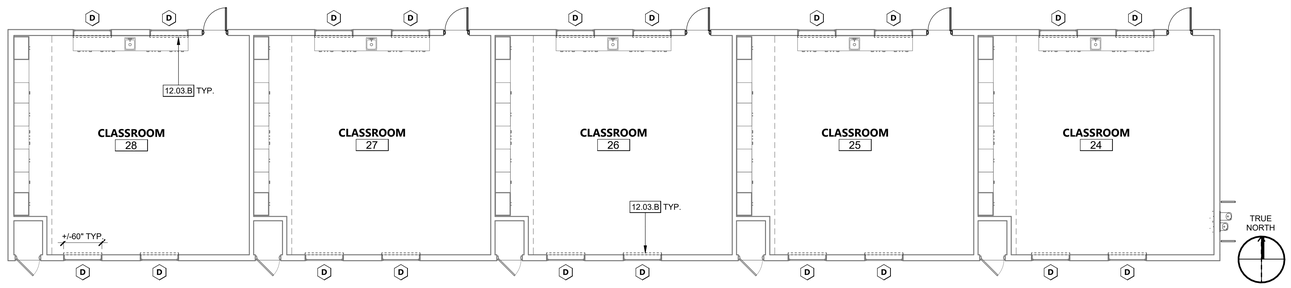

BUILDING I.3 FLOOR PLAN | 1/8" = 1'-0" | 5

991 W HEDDING ST., SUITE 101
SAN JOSE, CA 95126
TEL (408) 715-4470

PROFESSIONAL STAMP

REVISIONS

NO.	DATE	DESCRIPTION
A	08/18/2025	ADDENDUM #2

THE ARCHITECT DOES NOT REPRESENT THAT THESE PLANS OR THE SPECIFICATIONS ARE SUITABLE FOR ANY SITE OTHER THAN THE ONE FOR WHICH THEY WERE SPECIFICALLY PREPARED. THE ARCHITECT DISCLAIMS RESPONSIBILITY FOR THESE PLANS AND SPECIFICATIONS IF THEY ARE USED IN WHOLE OR IN PART AT ANY OTHER SITE. WRITTEN DIMENSIONS ON THESE DRAWINGS SHALL HAVE PRECEDENCE OVER SCALED DIMENSIONS.

PROJECT OWNER & TITLE

MOUNT DIABLO UNIFIED SCHOOL DISTRICT
1936 Carlotta Drive
Concord, California 94519

MEADOW HOMES ES MODERNIZATION

1371 Detroit Ave
Concord, CA 94520

SHEET TITLE

BLDG F, G, H, I, & J FLOOR PLAN RS

INC.1

DRAWN BY: XX JOB NUMBER: 23119.01

SHEET NO.

A-202

DATE: AUGUST 18, 2025

FILE LOCATION: Autodesk Docs://MDUSD - Roller Shades/23119_MTDUSD_MEADOW HOMES ES MOD_INC01_A22.rvt
DATE PLOTTED: 8/19/2025 5:08:32 PM

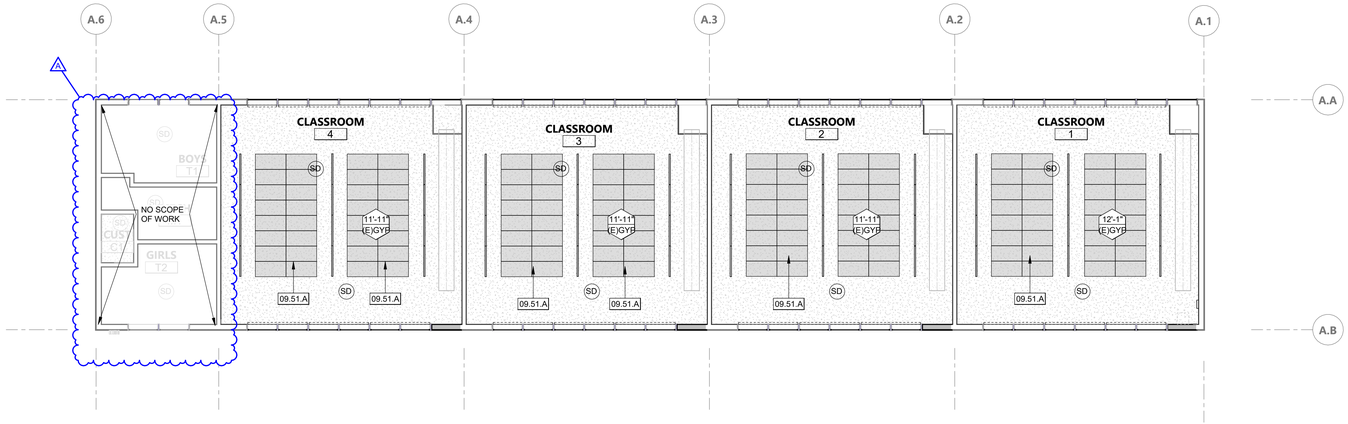

CEILING PLAN - BUILDING A | 1/8" = 1'-0" | 1

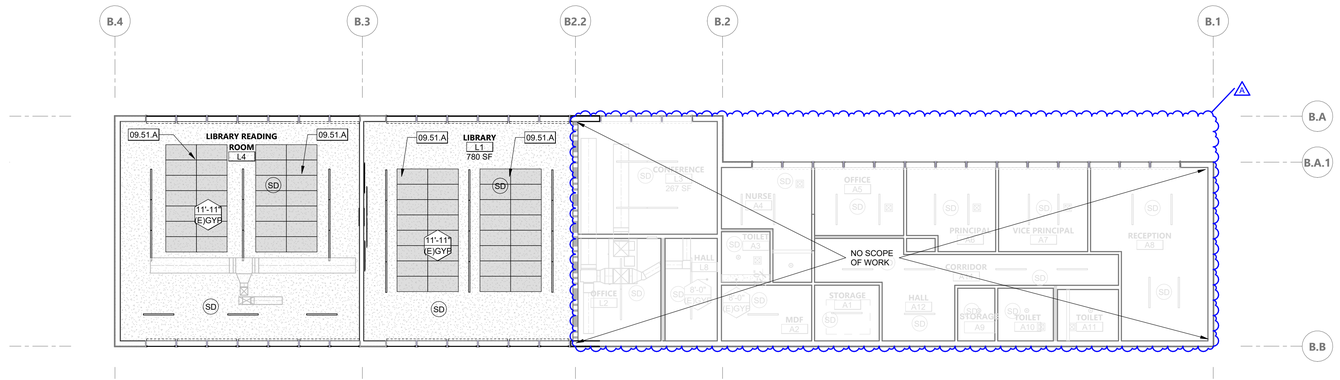

CEILING PLAN - BUILDING B.1 | 1/8" = 1'-0" | 2

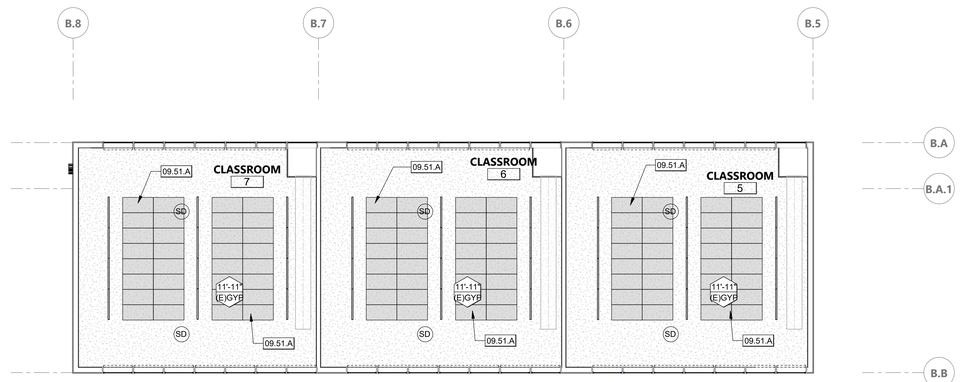

CEILING PLAN - BUILDING B.2 | 1/8" = 1'-0" | 3

KEYNOTES

09.51.A (N) ACOUSTIC 2'X4' CEILING TILES. REFER DETAIL 1&2/A-604

CEILING GENERAL NOTES

1. EXISTING DEVICES ON THE CEILING ARE EXISTING TO REMAIN AND PROTECTED IN PLACE, INCLUDING WAPs, SMOKE DETECTORS, LIGHTING, ETC.
2. CONTRACTOR IS RESPONSIBLE FOR FIELD CUTTING CEILING TILES TO LEAVE CEILING DEVICES EXPOSED INCLUDING, WAPs, SMOKE DETECTORS, LIGHTING, HVAC SUPPLY & RETURNS, ETC.
3. REFER TO AS-BUILT DRAWINGS FOR EXISTING FRAMING DETAILS DSA APPLICATION 8711 & 13225 MEAODW HOMES ELEMENTARY SCHOOL.
4. CONTRACTOR IS RESPONSIBLE FOR PATCHING AND REPAIRING THE EXISTING CEILING AS NEEDED.
5. CEILING HEIGHTS DIMENSIONS ARE APPROXIMATE, FIELD VERIFICATION OF DIMENSIONS IS REQUIRED.

LEGEND - CEILING

- 12'-0" ACT — CEILING HEIGHT ABOVE FIN. FLOOR / CEILING MATERIAL
- NEW 2x4 ACOUSTICAL CEILING TILES (ACT)
- (E) GWB - FRAMED GYPSUM BOARD CEILING (GYP (E))
- (E) ROOF ACCESS HATCH, PROTECT IN PLACE
- (E) SMOKE DETECTOR TO REMAIN, PROTECT IN PLACE
- (E) PENDANT LIGHT TO REMAIN, PROTECT IN PLACE
- (E) RETURN AIR GRILLE TO REMAIN, PROTECT IN PLACE
- (E) SUPPLY REGISTER TO REMAIN, PROTECT IN PLACE
- (E) EXHAUST FAN OR GRILLE TO REMAIN, PROTECT IN PLACE
- (E) WIRELESS ACCESS POINT, REMOVE AND REINSTALL AS NEEDED
- (E) ILLUMINATED EXIT SIGN TO REMAIN, PROTECT IN PLACE

NOTE: B.O.S. = BOTTOM OF STRUCTURE ALL ACP SHOULD BE MOUNTED TO THE BOTTOM OF (E) STRUCTURE. UNLESS OTHERWISE NOTED.

NOTE: SYMBOLS SHOWN FOR LOCATION PURPOSES ONLY

KEY PLAN

TRUE NORTH

196
991 W HEDDING ST., SUITE 101
SAN JOSE, CA 95126
TEL (408) 715-4470

PROFESSIONAL STAMP

REVISIONS

NO.	DATE	DESCRIPTION
A	08/18/2025	ADDENDUM #2

THE ARCHITECT DOES NOT REPRESENT THAT THESE PLANS OR THE SPECIFICATIONS ARE SUITABLE FOR ANY SITE OTHER THAN THE ONE FOR WHICH THEY WERE SPECIFICALLY PREPARED. THE ARCHITECT DISCLAIMS RESPONSIBILITY FOR THESE PLANS AND SPECIFICATIONS IF THEY ARE USED IN WHOLE OR IN PART AT ANY OTHER SITE. WRITTEN DIMENSIONS ON THESE DRAWINGS SHALL HAVE PRECEDENCE OVER SCALED DIMENSIONS.

PROJECT OWNER & TITLE

MT DIABLO UNIFIED SCHOOL DISTRICT
1936 Carlotta Drive
Concord, California 94519

MEADOW HOMES ES ACOUSTICAL CEILING TILE AND SHADE COVERINGS

1371 Detroit Ave
Concord, CA 94520

SHEET TITLE

REFLECTED CEILING PLAN - BLDG A, B

INC.2

DRAWN BY: PR JOB NUMBER: 23119.01

SHEET NO.

A-203

DATE: AUGUST 18, 2025

CONSTRUCTION DOCUMENTS

DATE PLOTTED: 8/19/2025 4:01:30 PM FILE LOCATION: Autodesk Docs://MDUSD - Roller Shades/23119_MTDUSD_MEADOW HOMES ES MOD_INC02_A22.rvt

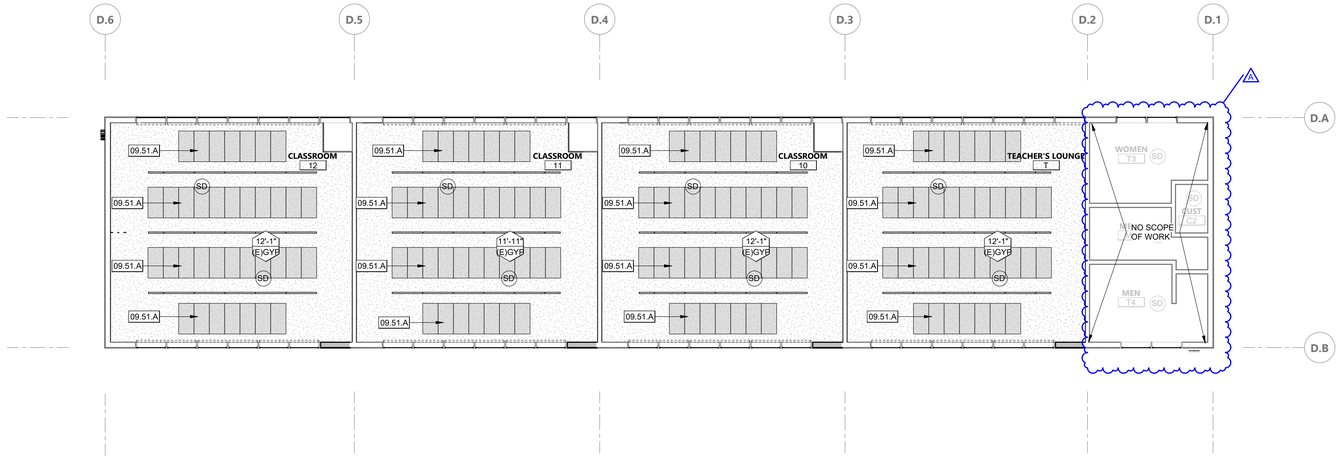

CEILING PLAN - BUILDING D.1 | 1/8" = 1'-0" | 1

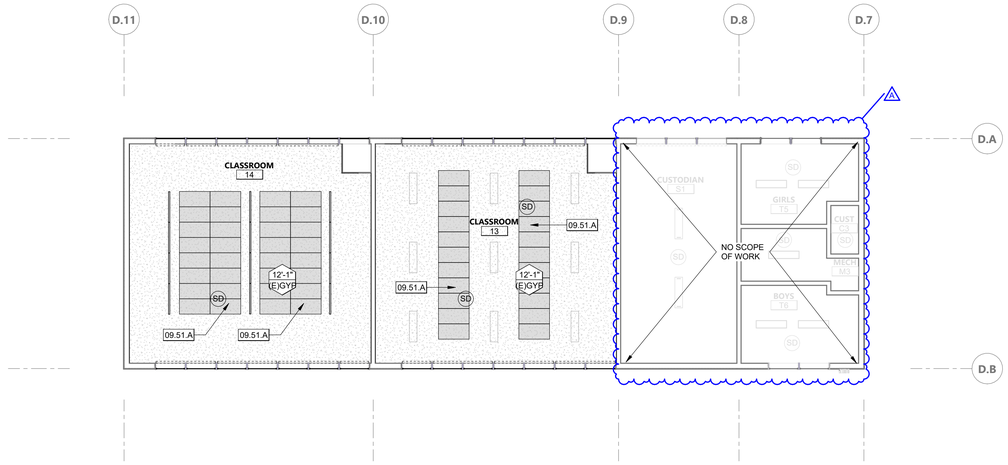

CEILING PLAN - BUILDING D.2 | 1/8" = 1'-0" | 2

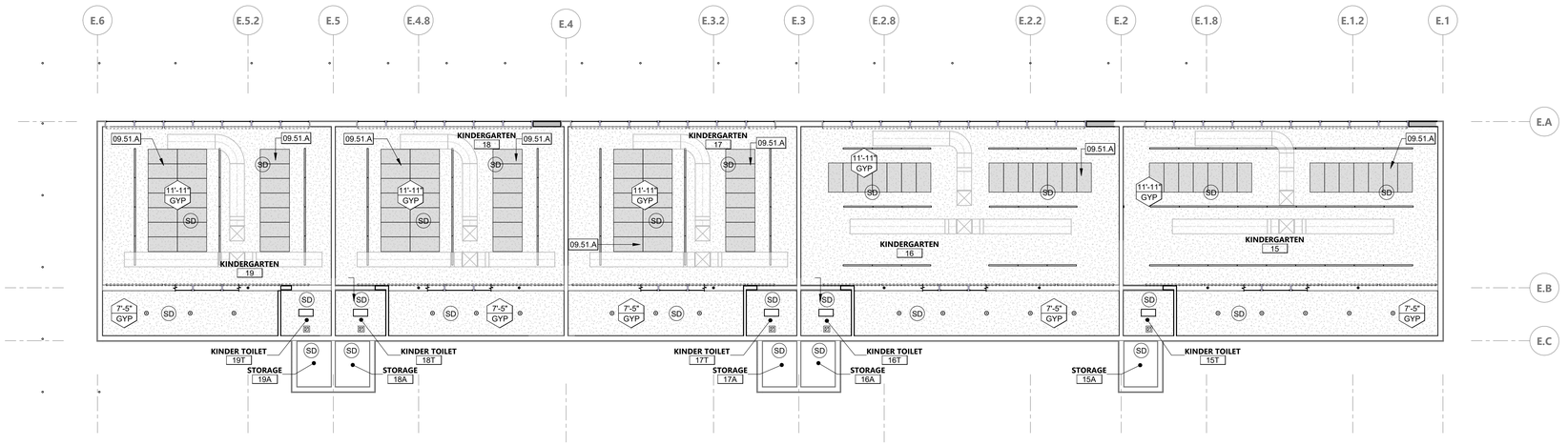

CEILING PLAN - BUILDING E | 1/8" = 1'-0" | 3

KEYNOTES

09.51.A (N) ACOUSTIC 2'X4' CEILING TILES. REFER DETAIL 1&2/A-604

CEILING GENERAL NOTES

1. EXISTING DEVICES ON THE CEILING ARE EXISTING TO REMAIN AND PROTECTED IN PLACE, INCLUDING WAPs, SMOKE DETECTORS, LIGHTING, ETC.
2. CONTRACTOR IS RESPONSIBLE FOR FIELD CUTTING CEILING TILES TO LEAVE CEILING DEVICES EXPOSED INCLUDING, WAPs, SMOKE DETECTORS, LIGHTING, HVAC SUPPLY & RETURNS, ETC.
3. REFER TO AS-BUILT DRAWINGS FOR EXISTING FRAMING DETAILS DSA APPLICATION 8711 & 13225 MEAODW HOMES ELEMENTARY SCHOOL.
4. CONTRACTOR IS RESPONSIBLE FOR PATCHING AND REPAIRING THE EXISTING CEILING AS NEEDED.
5. CEILING HEIGHTS DIMENSIONS ARE APPROXIMATE, FIELD VERIFICATION OF DIMENSIONS IS REQUIRED.

LEGEND - CEILING

- 12'-0" ACT — CEILING HEIGHT ABOVE FIN. FLOOR / CEILING MATERIAL
- NEW 2x4 ACOUSTICAL CEILING TILES (ACT)
- (E) GWB - FRAMED GYPSUM BOARD CEILING (GYP (E))
- (E) ROOF ACCESS HATCH, PROTECT IN PLACE
- (E) SMOKE DETECTOR TO REMAIN, PROTECT IN PLACE
- (E) PENDANT LIGHT TO REMAIN, PROTECT IN PLACE
- (E) RETURN AIR GRILLE TO REMAIN, PROTECT IN PLACE
- (E) SUPPLY REGISTER TO REMAIN, PROTECT IN PLACE
- (E) EXHAUST FAN OR GRILLE TO REMAIN, PROTECT IN PLACE
- (E) WIRELESS ACCESS POINT, REMOVE AND REINSTALL AS NEEDED
- (E) ILLUMINATED EXIT SIGN TO REMAIN, PROTECT IN PLACE

NOTE: B.O.S. = BOTTOM OF STRUCTURE ALL ACP SHOULD BE MOUNTED TO THE BOTTOM OF (E) STRUCTURE. UNLESS OTHERWISE NOTED.

NOTE: SYMBOLS SHOWN FOR LOCATION PURPOSES ONLY

KEY PLAN

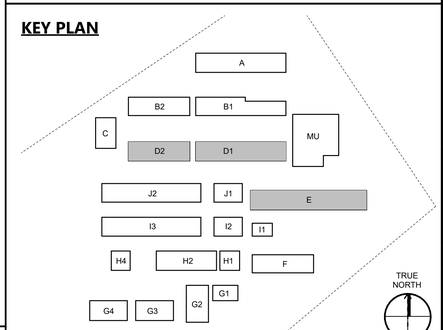

196
991 W HEDDING ST., SUITE 101
SAN JOSE, CA 95126
TEL (408) 715-4470

PROFESSIONAL STAMP

REVISIONS

NO.	DATE	DESCRIPTION
A	08/18/2025	ADDENDUM #2

THE ARCHITECT DOES NOT REPRESENT THAT THESE PLANS OR THE SPECIFICATIONS ARE SUITABLE FOR ANY SITE OTHER THAN THE ONE FOR WHICH THEY WERE SPECIFICALLY PREPARED. THE ARCHITECT DISCLAIMS RESPONSIBILITY FOR THESE PLANS AND SPECIFICATIONS IF THEY ARE USED IN WHOLE OR IN PART AT ANY OTHER SITE. WRITTEN DIMENSIONS ON THESE DRAWINGS SHALL HAVE PRECEDENCE OVER SCALED DIMENSIONS.

PROJECT OWNER & TITLE

MT DIABLO UNIFIED SCHOOL DISTRICT
1936 Carlotta Drive
Concord, California 94519

MEADOW HOMES ES ACOUSTICAL CEILING TILE AND SHADE COVERINGS

1371 Detroit Ave
Concord, CA 94520

SHEET TITLE

REFLECTED CEILING PLAN - BLDG D, E

INC.2

DRAWN BY: PR JOB NUMBER: 23119.01

SHEET NO.

A-204

DATE: AUGUST 18, 2025

CONSTRUCTION DOCUMENTS

DATE PLOTTED: 8/19/2025 4:01:34 PM FILE LOCATION: Autodesk Docs://MDUSD - Roller Shades/23119_MTDUSD_MEADOW HOMES ES MOD_INC02_A22.rvt

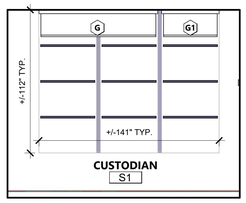

CUSTODIAN S1 - NORTH 1/4" = 1'-0" **17**

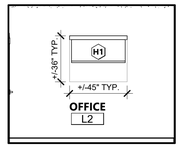

OFFICE L2 - SOUTH 1/4" = 1'-0" **12**

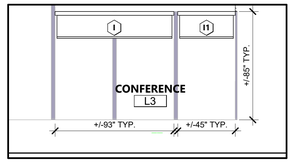

CONFERENCE L3 - NORTH 1/4" = 1'-0" **7**

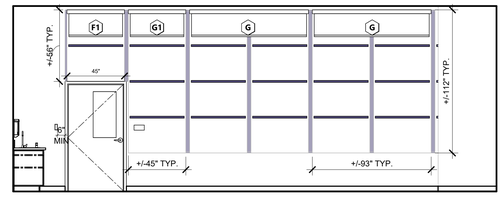

CLASSROOM 1, 2, 3 & 4 - NORTH 1/4" = 1'-0" **1**



CLASSROOM 8 - EAST 1/4" = 1'-0" **13**

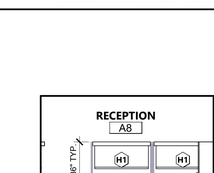

PRINCIPAL A6 - NORTH 1/4" = 1'-0" **8**

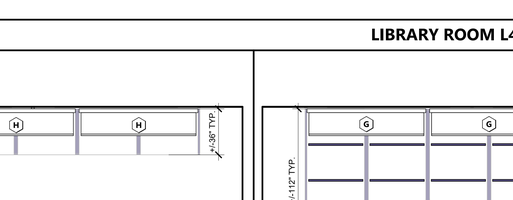

CLASSROOM 1, 2, 3 & 4 - SOUTH 1/4" = 1'-0" **2**

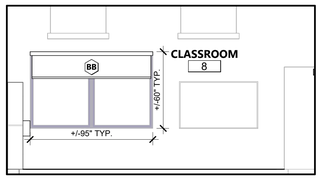

CLASSROOM 8 - WEST 1/4" = 1'-0" **14**

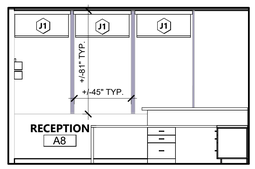

RECEPTION A8 - NORTH 1/4" = 1'-0" **9**

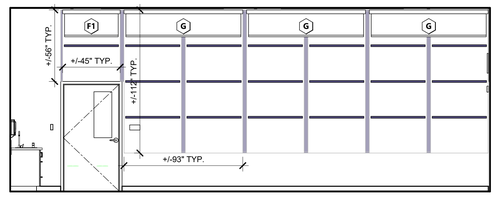

LIBRARY ROOM L4 - NORTH 1/4" = 1'-0" **3**

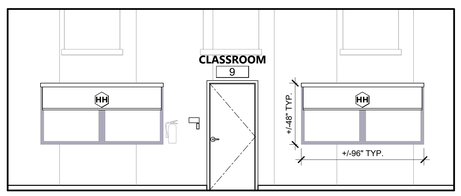

CLASSROOM 9 - EAST 1/4" = 1'-0" **15**

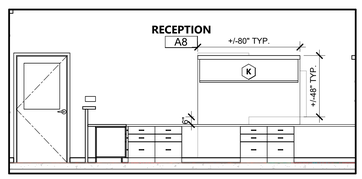

RECEPTION A8 - EAST 1/4" = 1'-0" **10**

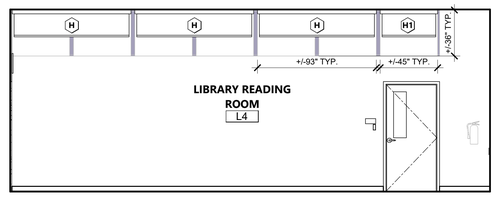

LIBRARY ROOM L4- SOUTH 1/4" = 1'-0" **4**

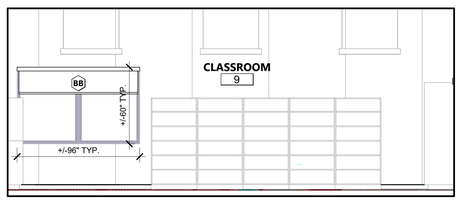

CLASSROOM 9 - WEST 1/4" = 1'-0" **16**

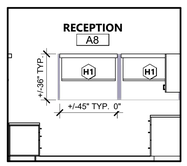

RECEPTION A8 - SOUTH 1/4" = 1'-0" **11**

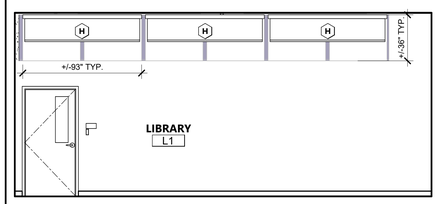

LIBRARY L1 - SOUTH 1/4" = 1'-0" **6**

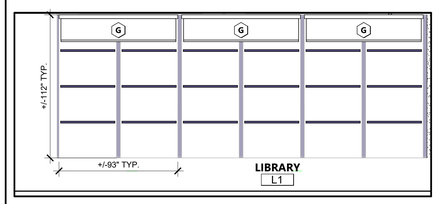

LIBRARY L1 - NORTH 1/4" = 1'-0" **5**

196

991 W HEDDING ST., SUITE 101
SAN JOSE, CA 95126
TEL (408) 715-4470

PROFESSIONAL STAMP

REVISIONS

NO.	DATE	DESCRIPTION
A	08/18/2025	ADDENDUM #2

THE ARCHITECT DOES NOT REPRESENT THAT THESE PLANS OR THE SPECIFICATIONS ARE SUITABLE FOR ANY SITE OTHER THAN THE ONE FOR WHICH THEY WERE SPECIFICALLY PREPARED. THE ARCHITECT DISCLAIMS RESPONSIBILITY FOR THESE PLANS AND SPECIFICATIONS IF THEY ARE USED IN WHOLE OR IN PART AT ANY OTHER SITE. WRITTEN DIMENSIONS ON THESE DRAWINGS SHALL HAVE PRECEDENCE OVER SCALED DIMENSIONS.

PROJECT OWNER & TITLE

MT DIABLO UNIFIED SCHOOL DISTRICT
1936 Carlotta Drive
Concord, California 94519

MEADOW HOMES ES ACOUSTICAL CEILING TILE AND SHADE COVERINGS

1371 Detroit Ave
Concord, CA 94520

SHEET TITLE

INTERIOR ELEVATIONS - ROLLER SHADES

INC.2

DRAWN BY: PR JOB NUMBER: 23119.01

SHEET NO.

A-601

DATE: AUGUST 18, 2025

CONSTRUCTION DOCUMENTS

DATE PLOTTED: 8/19/2025 4:01:42 PM FILE LOCATION: Autodesk Docs://MDUSD - Roller Shades/23119_MTDUSD_MEADOW HOMES ES MOD_INC02_A22.rvt

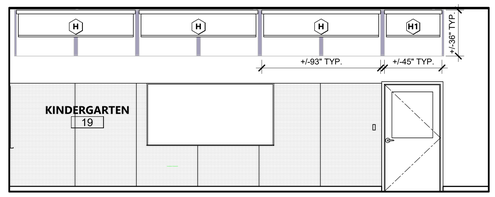

KINDERGARTEN 17, 18 &19 - NORTH 1/4" = 1'-0" **1**

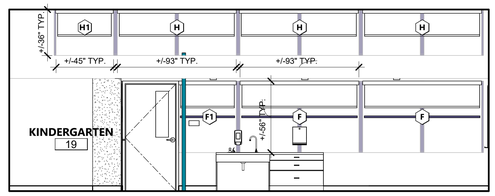

KINDERGARTEN 17, 18 &19 - SOUTH 1/4" = 1'-0" **2**

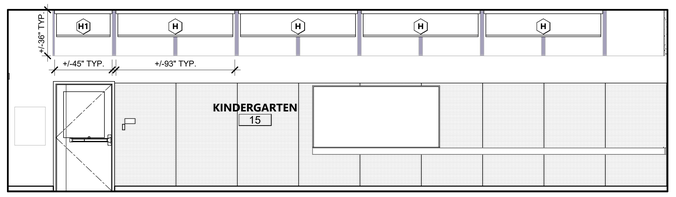

KINDERGARTEN 15 & 16 - NORTH 1/4" = 1'-0" **3**

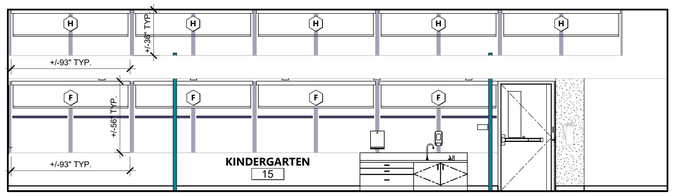

KINDERGARTEN 15 & 16 - SOUTH 1/4" = 1'-0" **4**

196

991 W HEDDING ST., SUITE 101
SAN JOSE, CA 95126
TEL (408) 715-4470

PROFESSIONAL STAMP

REVISIONS

NO.	DATE	DESCRIPTION
A	08/18/2025	ADDENDUM #2

THE ARCHITECT DOES NOT REPRESENT THAT THESE PLANS OR THE SPECIFICATIONS ARE SUITABLE FOR ANY SITE OTHER THAN THE ONE FOR WHICH THEY WERE SPECIFICALLY PREPARED. THE ARCHITECT DISCLAIMS RESPONSIBILITY FOR THESE PLANS AND SPECIFICATIONS IF THEY ARE USED IN WHOLE OR IN PART AT ANY OTHER SITE. WRITTEN DIMENSIONS ON THESE DRAWINGS SHALL HAVE PRECEDENCE OVER SCALED DIMENSIONS.

PROJECT OWNER & TITLE

MT DIABLO UNIFIED SCHOOL DISTRICT
1936 Carlotta Drive
Concord, California 94519

MEADOW HOMES ES ACOUSTICAL CEILING TILE AND SHADE COVERINGS

1371 Detroit Ave
Concord, CA 94520

SHEET TITLE

INTERIOR ELEVATIONS - ROLLER SHADES

INC.2

DRAWN BY: PR JOB NUMBER: 23119.01

SHEET NO.

A-602

DATE: AUGUST 18, 2025

CONSTRUCTION DOCUMENTS

DATE PLOTTED: 8/19/2025 4:01:45 PM FILE LOCATION: Autodesk Docs://MDUSD - Roller Shades/23119_MTDUSD_MEADOW HOMES ES MOD_INC02_A22.rvt

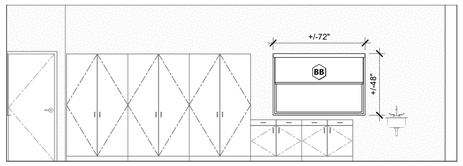

CLASSROOM 36 - SOUTH | 1/4" = 1'-0" | 16

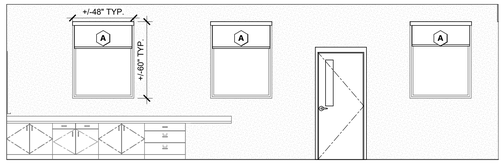

CLASSROOM K-1 - SOUTH | 1/4" = 1'-0" | 11

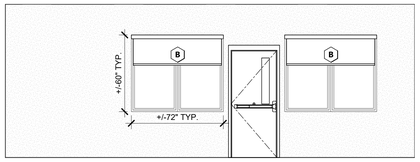

CLASSROOM 31 - NORTH | 1/4" = 1'-0" | 6

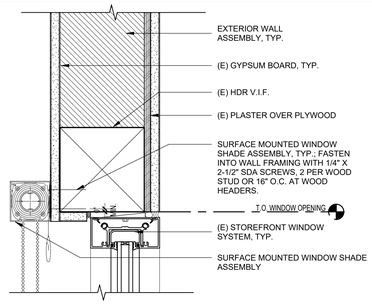

WALL MOUNTED - URBANSHADE | 3" = 1'-0" | 1

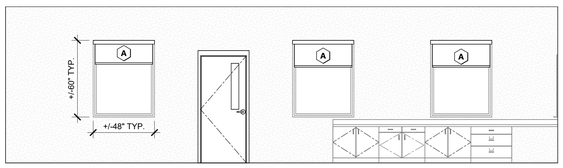

CLASSROOM K-2 - NORTH | 1/4" = 1'-0" | 17

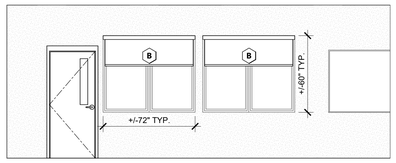

CLASSROOM 32 - NORTH | 1/4" = 1'-0" | 12

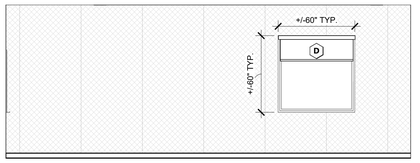

CLASSROOM 23B - NORTH | 1/4" = 1'-0" | 7

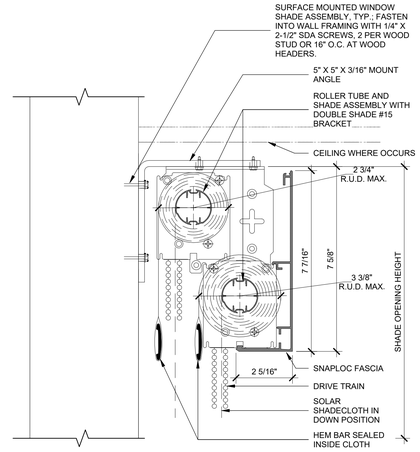

JAMB MOUNTED - URBANSHADE | 3" = 1'-0" | 4

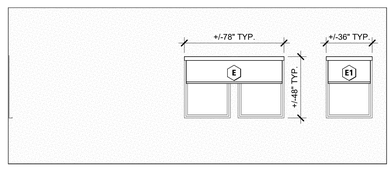

CLASSROOM 41 - SOUTH | 1/4" = 1'-0" | 21

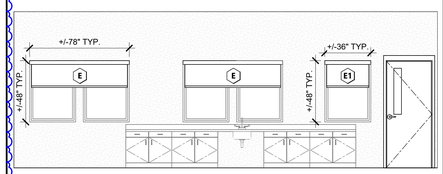

CLASSROOM 41 - NORTH | 1/4" = 1'-0" | 18

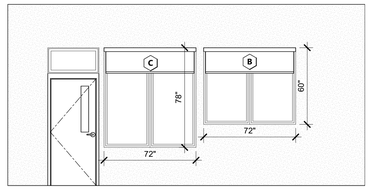

CLASSROOM 33 - NORTH | 1/4" = 1'-0" | 13

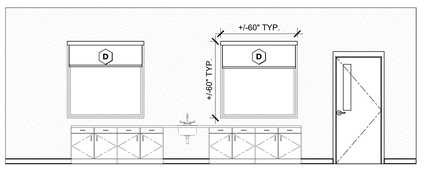

CLASSROOM 23B - SOUTH | 1/4" = 1'-0" | 8

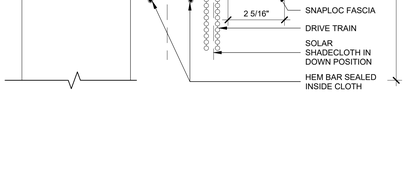

STUD MOUNTED - MECHO 5/5X - DUAL | 3/16" = 1'-0" | 3

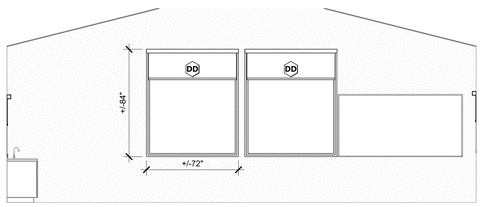

CLASSROOM 36 - WEST | 1/4" = 1'-0" | 19

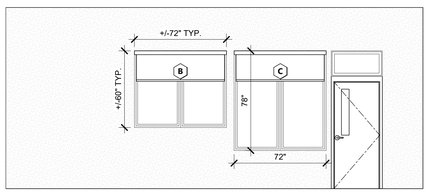

CLASSROOM 35 - NORTH | 1/4" = 1'-0" | 14

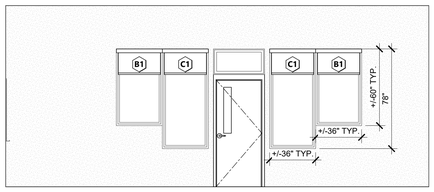

CLASSROOM 34 - NORTH | 1/4" = 1'-0" | 9

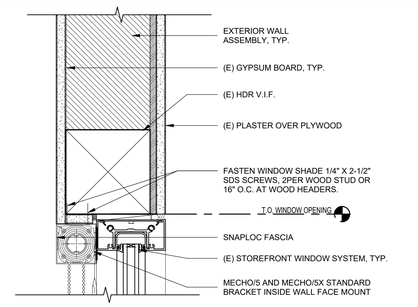

JAMB MOUNTED - URBANSHADE | 3" = 1'-0" | 4

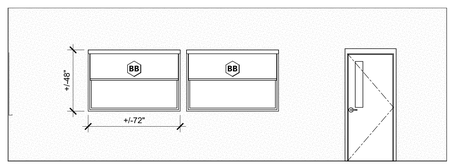

CLASSROOM 36 - NORTH | 1/4" = 1'-0" | 20

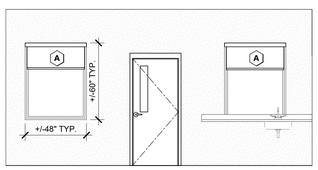

CLASSROOM K-2 - SOUTH | 1/4" = 1'-0" | 15

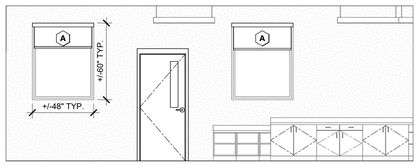

CLASSROOM K-1 - NORTH | 1/4" = 1'-0" | 10

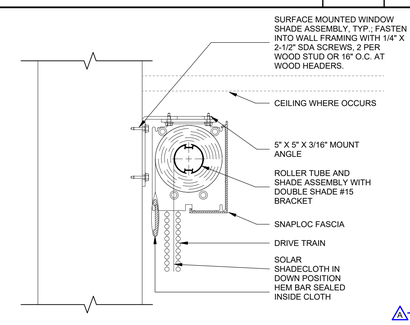

STUD MOUNTED - MECHO 5/5X - SINGLE | 3/16" = 1'-0" | 5

196

991 W HEDDING ST., SUITE 101
SAN JOSE, CA 95126
TEL (408) 715-4470

PROFESSIONAL STAMP

REVISIONS

NO.	DATE	DESCRIPTION
A	08/18/2025	ADDENDUM #2

THE ARCHITECT DOES NOT REPRESENT THAT THESE PLANS OR THE SPECIFICATIONS ARE SUITABLE FOR ANY SITE OTHER THAN THE ONE FOR WHICH THEY WERE SPECIFICALLY PREPARED. THE ARCHITECT DISCLAIMS RESPONSIBILITY FOR THESE PLANS AND SPECIFICATIONS IF THEY ARE USED IN WHOLE OR IN PART AT ANY OTHER SITE. WRITTEN DIMENSIONS ON THESE DRAWINGS SHALL HAVE PRECEDENCE OVER SCALED DIMENSIONS.

PROJECT OWNER & TITLE

MOUNT DIABLO UNIFIED SCHOOL DISTRICT
1936 Carlotta Drive
Concord, California 94519

MEADOW HOMES ES MODERNIZATION

1371 Detroit Ave
Concord, CA 94520

SHEET TITLE

TYPICAL ELEVATIONS AND DETAILS - RS

INC.1

DRAWN BY: XX JOB NUMBER: 23119.01

SHEET NO.

A-603

DATE: AUGUST 18, 2025

FILE LOCATION: Autodesk Docs://MDUSD - Roller Shades/23119_MTDUSD_MEADOW HOMES ES MOD_INC01_A22.rvt

DATE PLOTTED: 8/19/2025 5:08:36 PM

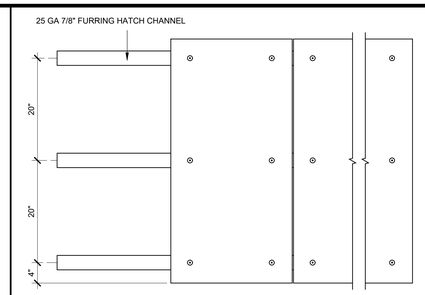

ACOUSTICS BASICS 4' WIDE FURRING | 1" = 1'-0" | 1

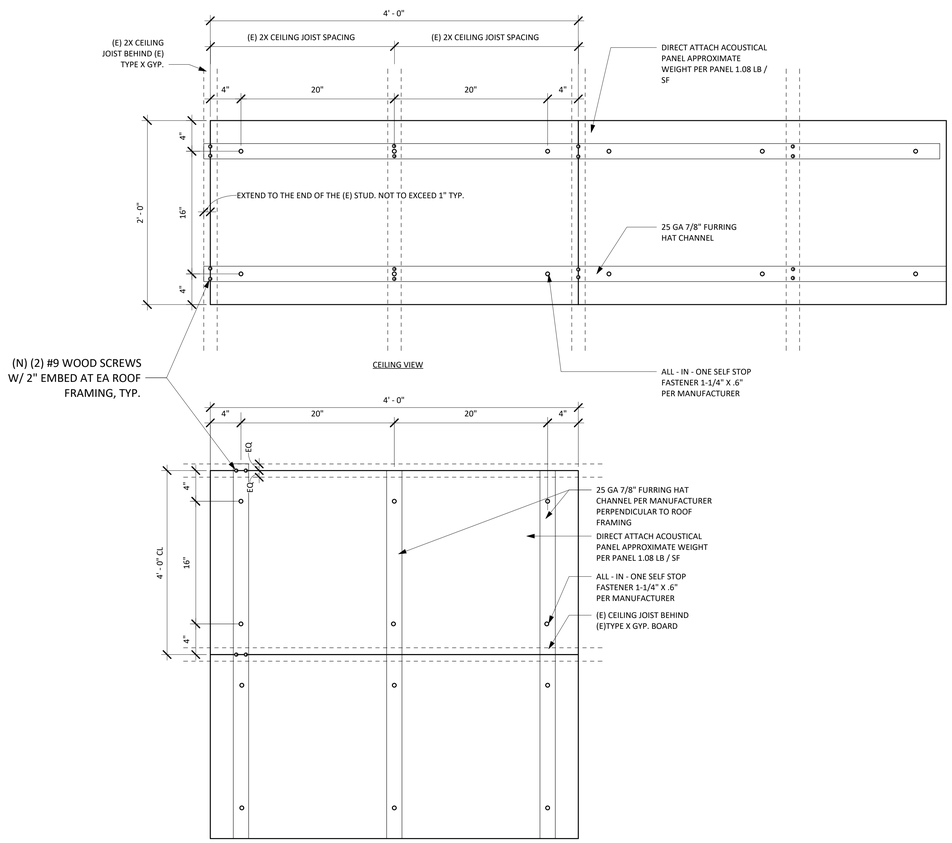

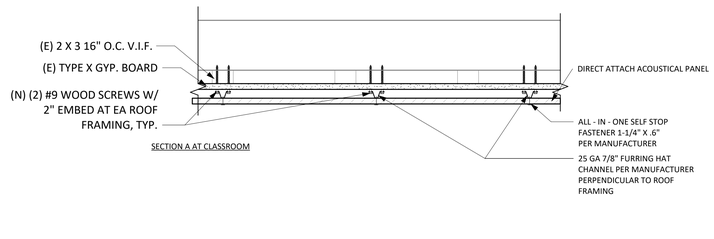

SECTION A AT CLASSROOM

LOCATION	SPACING OF (E) JOIST (V.I.F.)
CLASSROOM	4'-0" O.C.

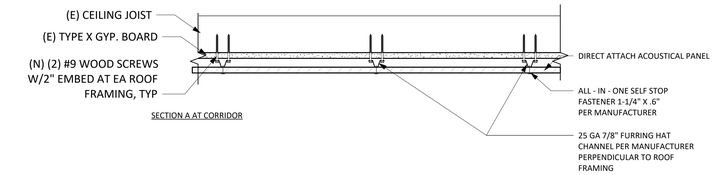

SECTION A AT CORRIDOR

BASIS OF DESIGN

INVISACOUSTICS BASIC DIRECT ATTACH CEILING PANELS

ACOUSTICS BASICS 4' WIDE FURRING | 1 1/2" = 1'-0" | 2

991 W HEDDING ST., SUITE 101
SAN JOSE, CA 95126
TEL (408) 715-4470

PROFESSIONAL STAMP

REVISIONS

NO.	DATE	DESCRIPTION
A	08/18/2025	ADDENDUM #2

THE ARCHITECT DOES NOT REPRESENT THAT THESE PLANS OR THE SPECIFICATIONS ARE SUITABLE FOR ANY SITE OTHER THAN THE ONE FOR WHICH THEY WERE SPECIFICALLY PREPARED. THE ARCHITECT DISCLAIMS RESPONSIBILITY FOR THESE PLANS AND SPECIFICATIONS IF THEY ARE USED IN WHOLE OR IN PART AT ANY OTHER SITE. WRITTEN DIMENSIONS ON THESE DRAWINGS SHALL HAVE PRECEDENCE OVER SCALED DIMENSIONS.

PROJECT OWNER & TITLE

MOUNT DIABLO UNIFIED SCHOOL DISTRICT
1936 Carlotta Drive
Concord, California 94519

MEADOW HOMES ES MODERNIZATION

1371 Detroit Ave
Concord, CA 94520

SHEET TITLE

CEILING DETAILS

INC.1

DRAWN BY: XX JOB NUMBER: 23119.01

SHEET NO.

A-604

DATE: AUGUST 18, 2025

DATE PLOTTED: 8/19/2025 2:58:39 PM FILE LOCATION: Autodesk Docs://MDUSD - Roller Shades/23119_MTDUSD_MEADOW HOMES ES MOD_INC01_A22.rvt

WINDOW ROLLER SCHEDULE

ROOM	WIDTH	HEIGHT	SHADE TYPE	TAG	DETAIL	NOTES
F						
33 CLASSROOM	72"	78"	DUAL	C	3/A-603	SOHO - DOVE GREY 1905 & CHELSEA BLACKOUT - SHALE 0254
33 CLASSROOM	72"	60"	DUAL	B	3/A-603	SOHO - DOVE GREY 1905 & CHELSEA BLACKOUT - SHALE 0254
34 CLASSROOM	36"	60"	DUAL	B1	3/A-603	SOHO - DOVE GREY 1905 & CHELSEA BLACKOUT - SHALE 0254
34 CLASSROOM	36"	78"	DUAL	C1	3/A-603	SOHO - DOVE GREY 1905 & CHELSEA BLACKOUT - SHALE 0254
34 CLASSROOM	36"	78"	DUAL	C1	3/A-603	SOHO - DOVE GREY 1905 & CHELSEA BLACKOUT - SHALE 0254
34 CLASSROOM	36"	60"	DUAL	B1	3/A-603	SOHO - DOVE GREY 1905 & CHELSEA BLACKOUT - SHALE 0254
35 CLASSROOM	72"	60"	DUAL	B	3/A-603	SOHO - DOVE GREY 1905 & CHELSEA BLACKOUT - SHALE 0254
35 CLASSROOM	72"	78"	DUAL	C	3/A-603	SOHO - DOVE GREY 1905 & CHELSEA BLACKOUT - SHALE 0254
G.3						
37 CLASSROOM	78"	48"	DUAL	E	3/A-603	SOHO - DOVE GREY 1905 & CHELSEA BLACKOUT - SHALE 0254
37 CLASSROOM	36"	48"	DUAL	E1	3/A-603	SOHO - DOVE GREY 1905 & CHELSEA BLACKOUT - SHALE 0254
37 CLASSROOM	36"	48"	DUAL	E1	3/A-603	SOHO - DOVE GREY 1905 & CHELSEA BLACKOUT - SHALE 0254
37 CLASSROOM	78"	48"	DUAL	E	3/A-603	SOHO - DOVE GREY 1905 & CHELSEA BLACKOUT - SHALE 0254
37 CLASSROOM	78"	48"	DUAL	E	3/A-603	SOHO - DOVE GREY 1905 & CHELSEA BLACKOUT - SHALE 0254
38 CLASSROOM	78"	48"	DUAL	E	3/A-603	SOHO - DOVE GREY 1905 & CHELSEA BLACKOUT - SHALE 0254
38 CLASSROOM	36"	48"	DUAL	E1	3/A-603	SOHO - DOVE GREY 1905 & CHELSEA BLACKOUT - SHALE 0254
38 CLASSROOM	36"	48"	DUAL	E1	3/A-603	SOHO - DOVE GREY 1905 & CHELSEA BLACKOUT - SHALE 0254
38 CLASSROOM	78"	48"	DUAL	E	3/A-603	SOHO - DOVE GREY 1905 & CHELSEA BLACKOUT - SHALE 0254
38 CLASSROOM	78"	48"	DUAL	E	3/A-603	SOHO - DOVE GREY 1905 & CHELSEA BLACKOUT - SHALE 0254
G.4						
40 CLASSROOM	36"	48"	DUAL	E1	3/A-603	SOHO - DOVE GREY 1905 & CHELSEA BLACKOUT - SHALE 0254
40 CLASSROOM	78"	48"	DUAL	E	3/A-603	SOHO - DOVE GREY 1905 & CHELSEA BLACKOUT - SHALE 0254
40 CLASSROOM	78"	48"	DUAL	E	3/A-603	SOHO - DOVE GREY 1905 & CHELSEA BLACKOUT - SHALE 0254
40 CLASSROOM	78"	48"	DUAL	E	3/A-603	SOHO - DOVE GREY 1905 & CHELSEA BLACKOUT - SHALE 0254
40 CLASSROOM	36"	48"	DUAL	E1	3/A-603	SOHO - DOVE GREY 1905 & CHELSEA BLACKOUT - SHALE 0254
41 CLASSROOM	36"	48"	DUAL	E1	3/A-603	SOHO - DOVE GREY 1905 & CHELSEA BLACKOUT - SHALE 0254
41 CLASSROOM	78"	48"	DUAL	E	3/A-603	SOHO - DOVE GREY 1905 & CHELSEA BLACKOUT - SHALE 0254
41 CLASSROOM	78"	48"	DUAL	E	3/A-603	SOHO - DOVE GREY 1905 & CHELSEA BLACKOUT - SHALE 0254
41 CLASSROOM	36"	48"	DUAL	E1	3/A-603	SOHO - DOVE GREY 1905 & CHELSEA BLACKOUT - SHALE 0254
41 CLASSROOM	78"	48"	DUAL	E	3/A-603	SOHO - DOVE GREY 1905 & CHELSEA BLACKOUT - SHALE 0254
H.1						
29 CLASSROOM	36"	60"	DUAL	B1	3/A-603	SOHO - DOVE GREY 1905 & CHELSEA BLACKOUT - SHALE 0254
29 CLASSROOM	36"	60"	DUAL	B1	3/A-603	SOHO - DOVE GREY 1905 & CHELSEA BLACKOUT - SHALE 0254
29 CLASSROOM	36"	60"	DUAL	B1	3/1A-001	SOHO - DOVE GREY 1905 & CHELSEA BLACKOUT - SHALE 0254
29 CLASSROOM	60"	60"	DUAL	D	3/1A-001	SOHO - DOVE GREY 1905 & CHELSEA BLACKOUT - SHALE 0254
29 CLASSROOM	36"	60"	DUAL	B1	3/A-603	SOHO - DOVE GREY 1905 & CHELSEA BLACKOUT - SHALE 0254
H.2						
30 CLASSROOM	72"	60"	DUAL	B	3/A-603	SOHO - DOVE GREY 1905 & CHELSEA BLACKOUT - SHALE 0254
30 CLASSROOM	72"	60"	DUAL	B	3/A-603	SOHO - DOVE GREY 1905 & CHELSEA BLACKOUT - SHALE 0254
31 CLASSROOM	72"	60"	DUAL	B	3/A-603	SOHO - DOVE GREY 1905 & CHELSEA BLACKOUT - SHALE 0254
31 CLASSROOM	72"	60"	DUAL	B	3/A-603	SOHO - DOVE GREY 1905 & CHELSEA BLACKOUT - SHALE 0254
32 CLASSROOM	72"	60"	DUAL	B	3/A-603	SOHO - DOVE GREY 1905 & CHELSEA BLACKOUT - SHALE 0254
32 CLASSROOM	72"	60"	DUAL	B	3/A-603	SOHO - DOVE GREY 1905 & CHELSEA BLACKOUT - SHALE 0254
H.4						
36 CLASSROOM	72"	60"	DUAL	BB	3/A-603	SOHO - DOVE GREY 1905 & CHELSEA BLACKOUT - SHALE 0254
36 CLASSROOM	72"	60"	DUAL	BB	3/A-603	SOHO - DOVE GREY 1905 & CHELSEA BLACKOUT - SHALE 0254
36 CLASSROOM	72"	60"	DUAL	BB	3/A-603	SOHO - DOVE GREY 1905 & CHELSEA BLACKOUT - SHALE 0254
36 CLASSROOM	72"	84"	DUAL	DD	3/A-603	SOHO - DOVE GREY 1905 & CHELSEA BLACKOUT - SHALE 0254
36 CLASSROOM	72"	84"	DUAL	DD	3/A-603	SOHO - DOVE GREY 1905 & CHELSEA BLACKOUT - SHALE 0254
I.2						
K-2 CLASSROOM	48"	60"	DUAL	A	3/A-603	SOHO - DOVE GREY 1905 & CHELSEA BLACKOUT - SHALE 0254

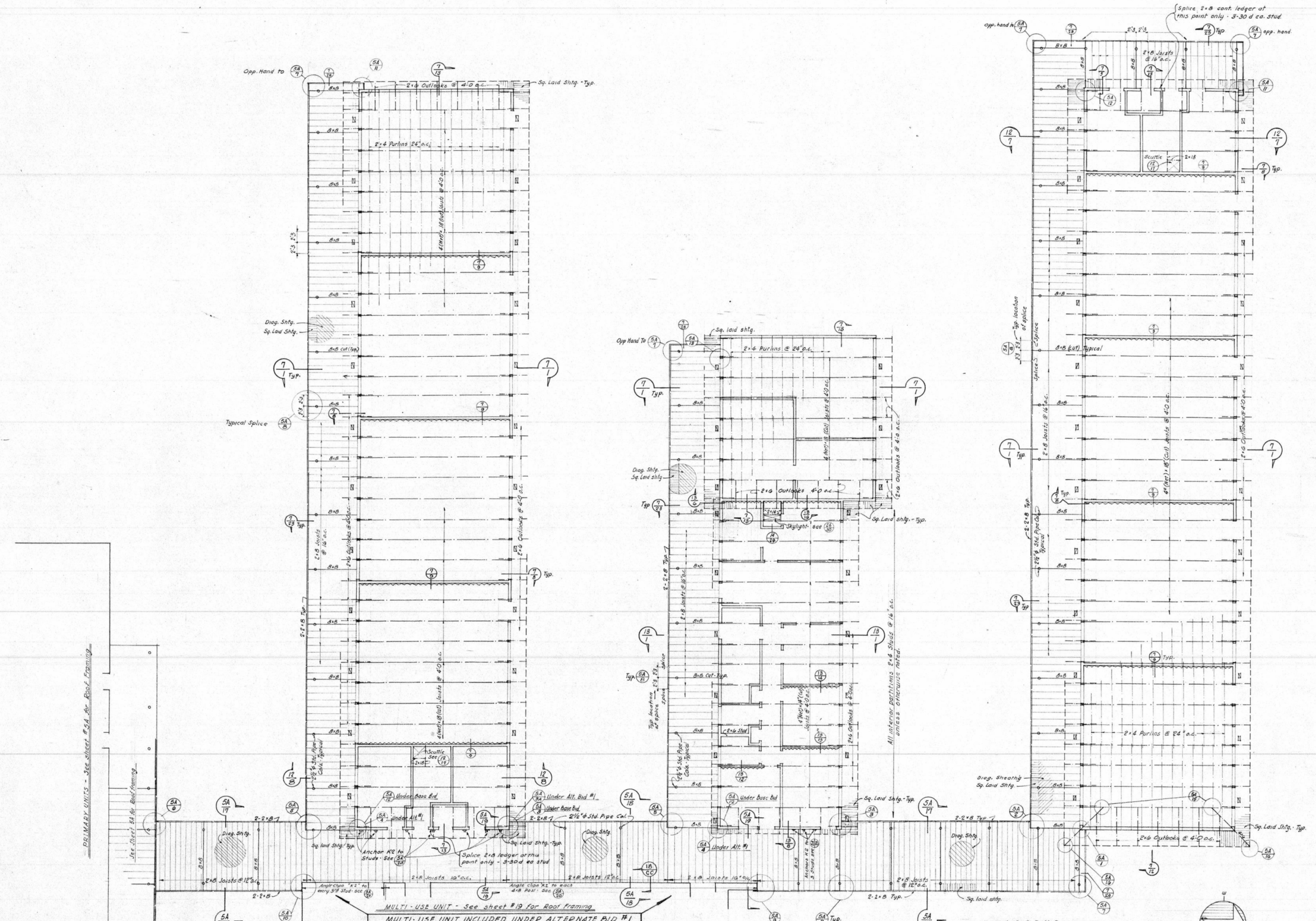

· LEGEND ·

- Dotted lines indicate construction at roof level.
- Solid lines indicate construction at walkway roof level.
- Indicates diag. sheathed interior partitions.
- 6" × 12" Vent in soffit.

· NOTES ·

All roofs & exterior walls diagonally sheathed except as noted.
All studs 2 × 4 @ 16" o.c. except as noted.

BOARD OF TRUSTEES

SUPERINTENDENT OF SCHOOLS

ASSOCIATED ARCHITECTS
ANDERSON & SIMONDS
CONFER & WILLIS
REYNOLDS & CHAMBERLAIN
JOHN LYON REID
3833 PIEDMONT AVE., OAKLAND 11, CALIF.
ARCHITECT ENGINEER

ROOF FRAMING PLAN

MEADOW HOMES SCHOOL

MT. DIABLO UNIFIED SCHOOL DISTRICT
CONTRA COSTA COUNTY, CALIFORNIA

FILE 50-10-T
DATE 2-15-'51

SHEET 8
5
OF 37 SHEETS

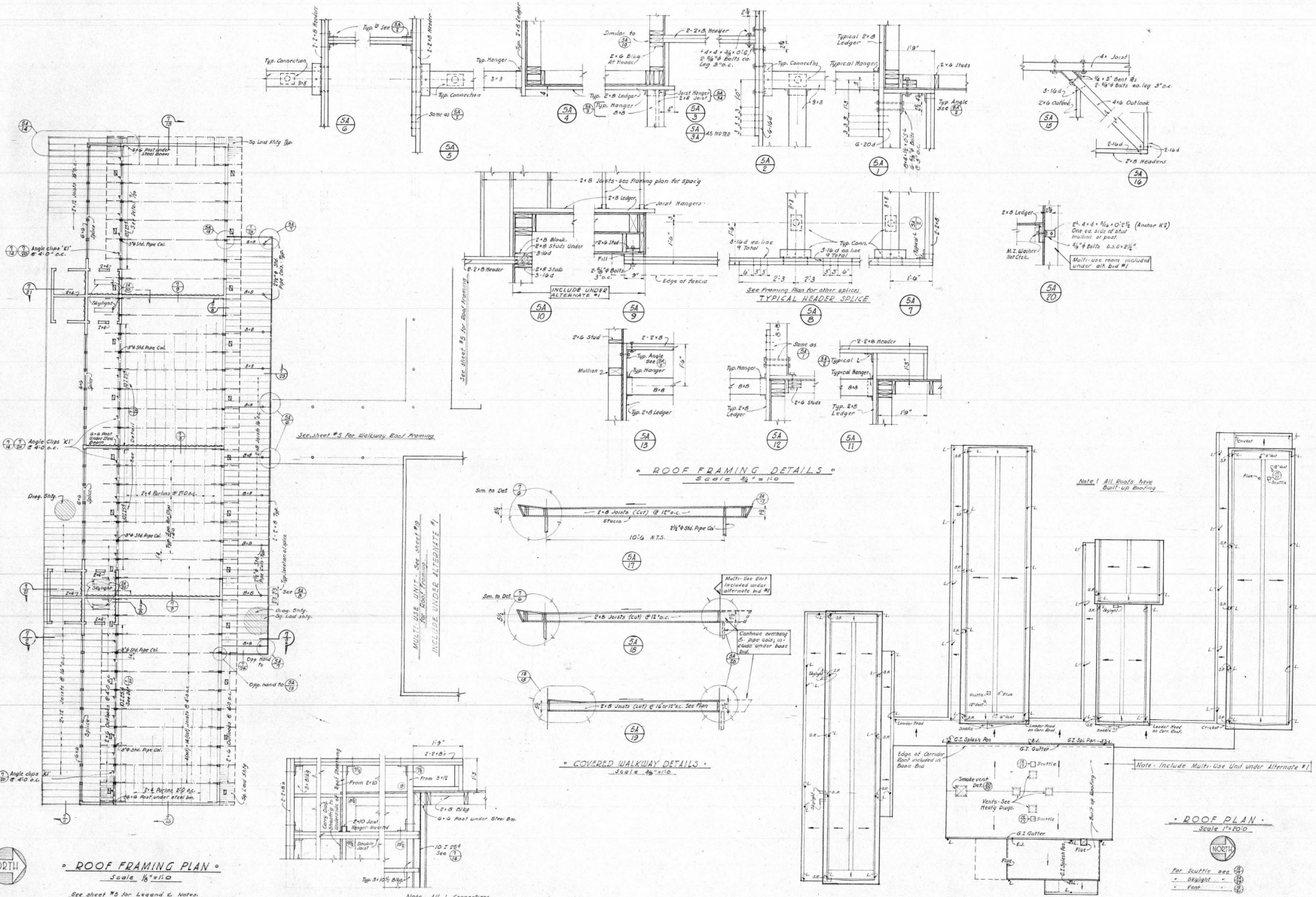

ROOF FRAMING DETAILS

Scale 3/4" = 1'-0

ROOF FRAMING PLAN

Scale 1/8" = 1'-0

See sheet #8 for Legend & Notes.

COVERED WALKWAY DETAILS

Scale 3/4" = 1'-0

ROOF PLAN

Scale 1" = 10'-0

For Scuttle see
- Skylight -
- Vent -

NORTH

ASSOCIATED ARCHITECTS
ANDERSON & SIMONDS
LOUIS E. WILLIS
REYNOLDS & CHARLES LAIN
JOHN LYON REID
3833 PIEDMONT AVE., OAKLAND 11, CALIF.
ARCHITECT

BOARD OF TRUSTEES
SUPERINTENDENT OF SCHOOLS
ENGINEER

ROOF FRAMING-PLAN & DETAILS
MEADOW HOMES SCHOOL
MT. DIABLO UNIFIED SCHOOL DISTRICT
CONCORD, CONTRA COSTA COUNTY, CALIFORNIA

FILE 50-10-T
DATE 2-15-'61

SHEET 9
5A
OF 39 SHEETS

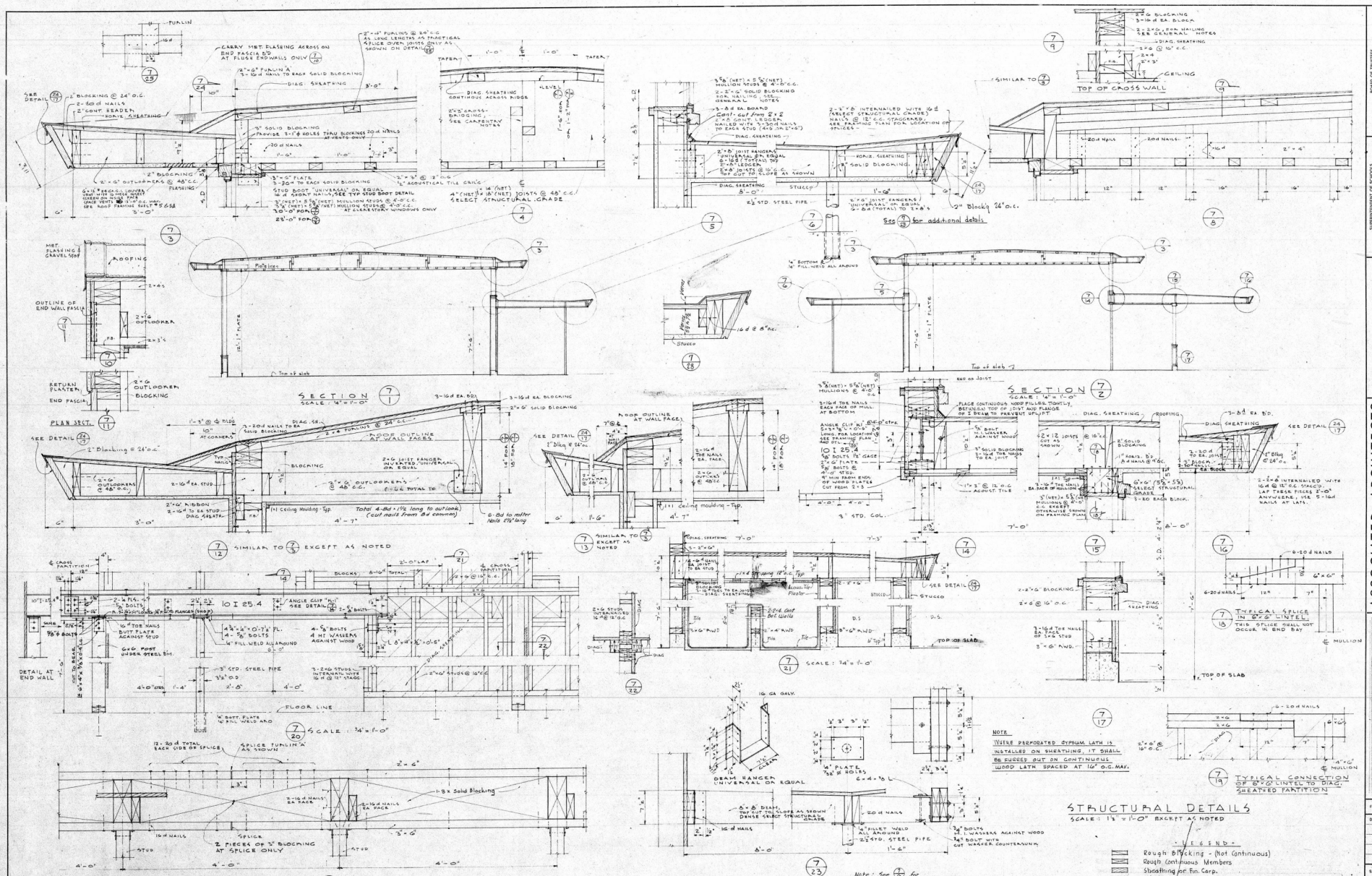

ASSOCIATED ARCHITECTS
ANDERSON & SIMONDS
REYNOLDS & WEMBERLAIN
JOHN LYON REID
3833 PIEDMONT AVE., OAKLAND 11, CALIF.
R. G. Wills ARCHITECT

BOARD OF TRUSTEES
SUPERINTENDENT OF SCHOOLS
FEB 26 1951
8711

SECTIONS

MEADOW HOMES SCHOOL

MT. DIABLO UNIFIED SCHOOL DISTRICT
CONTRA COSTA COUNTY, CALIFORNIA

FILE 50-10-T
DATE 2-15-51

SHEET H 7 OF 37 SHEETS

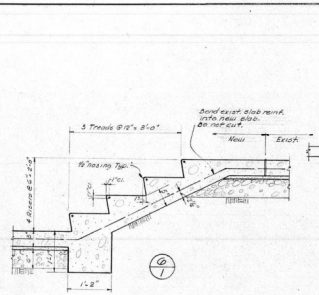

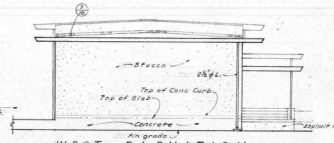

• WEST ELEVATION •
Scale: 1/8" = 1'-0"

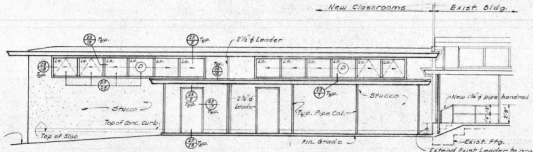

• SOUTH ELEVATION •
Scale: 1/8" = 1'-0"

NOTE! Lo. = Louver Blinds

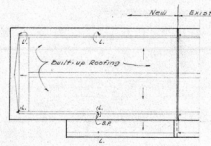

• ROOF PLAN •
Scale: 1" = 20'-0"

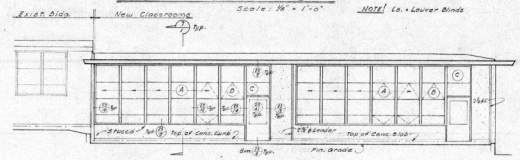

• NORTH ELEVATION •
Scale: 1/8" = 1'-0"

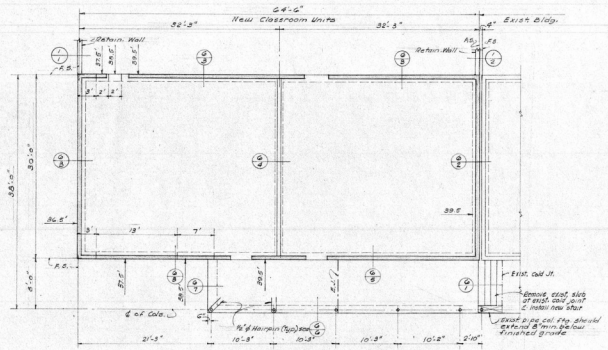

FOUNDATION PLAN
Scale: 1/8" = 1'-0"

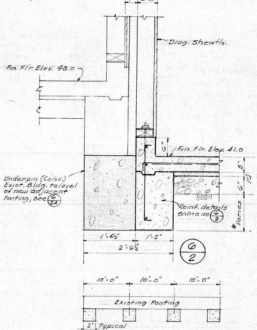

FOOTING ELEVATION
Scale: 1/4" = 1'-0"

1. Excavate to bottom of existing footing.
2. Excavate under bottom of existing footing @ the 4 places indicated & pour solid with Concrete using drypack for the upper 1".
3. Excavate to elev. of bottom of new footing, including excavation between underpinning constructed under Step 1.
4. Pour remaining underpinning & new wall footing @ the same time.

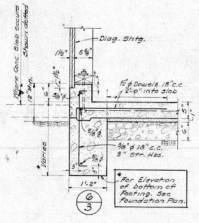

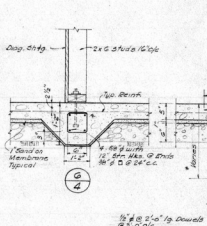

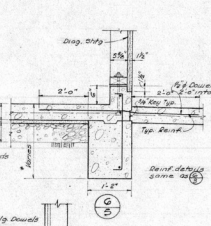

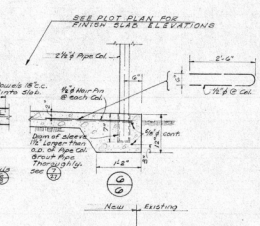

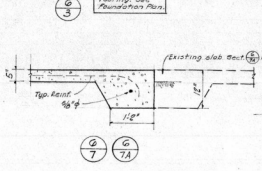

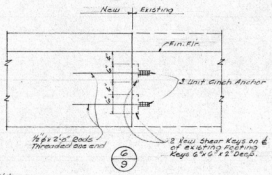

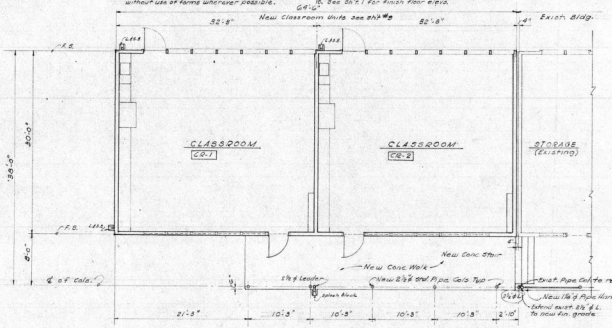

• FLOOR PLAN •
Scale: 1/8" = 1'-0"

FOUNDATION NOTES!

1. Unless otherwise noted all dim. are to out. side face of studs for exterior walls & ℄ to ℄ of studs for interior walls.
2. For details not shown on this sht. See sht's 22 & 23
3. Placing of Fills shall be under the direct supervision of the Soils Engineer.
4. Footings shall be poured in neat excavations without use of forms wherever possible.
5. Fin. slab ⌀ elevations ('s) to be Sht's 22 & 23. Slab Plan Shown on Typ. Plan & slab elevations See also Roof Framing Plan & Ext. Curb Detail sht.
6. For finish of interior curbs see Arch. Dwgs.
7. SOILS REPORT: See soil report by Cagle & Associates dated 10/6/54 Borings read on engineers drill, Max. Bell Pressure Used to obtain load of 1700 psf, due to dead load + live load is 1856 psf. Footings shall have 18" min. ⌀ Embedment Pro. pertains to the bottom of the footing.
8. Fin. of Adjacent Grade. See Sht. 1 for Finish Floor elevs.
9. Fdn. wall ⌀ requirements (Typ.) see Sht's 22 & 23. See Plot Plan Shown on Typ. Plan & slab elevations See also Roof Framing Plan & Ext. Curb Detail sht.
10. Elev. of bottom of deep footing.

LEGEND

- Denotes Curb
- 3-Sht. No. / Det. No. — Det. Designator
- 10.5 — Elev. of bottom of deep footing.

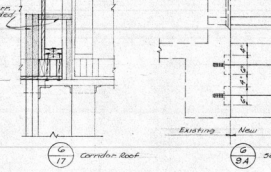

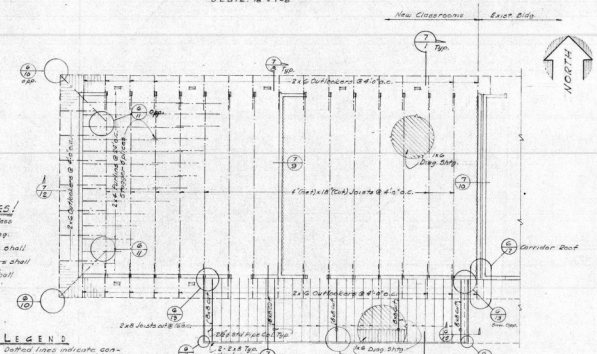

• ROOF FRAMING PLAN •
Scale: 1/8" = 1'-0"

ROOF FRAMING NOTES!

1. All studs are 2x6 @ 16" o/c unless otherwise indicated.
2. All exterior walls & roofs diag. sheathed with 1x6 boards.
3. All 8"x18" interior roof beams shall be select structural grade.
4. All 2"x8" Corridor Roof headers shall be select structural grade.
5. All 4"x18" Main Roof beams shall be select structural grade for Pipe Cols. see Fdn. Sheets.
6. DS. indicates 1x6 Diagonal sheathing.

LEGEND

- Dotted lines indicate construction @ high roof level.
- Solid lines indicate construction @ working roof level.
- Indicates 1x6 Diag. sheathed interior surface.
- 6"x18" Vent in roof.

NOTE! All construction new unless otherwise indicated.

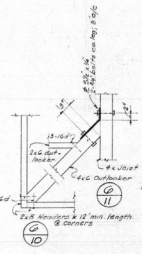

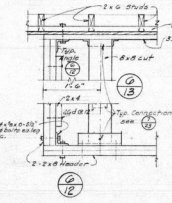

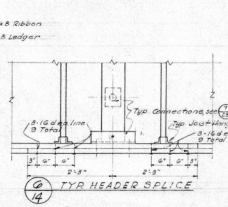

TYP HEADER SPLICE

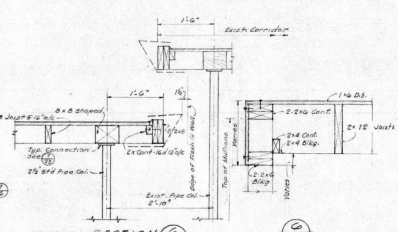

SECTION

ASSOCIATED ARCHITECTS
ANDERSON & WINONDS
CONER & WILLIS
REYNOLDS & CHAMBERLAIN
JOHN LYON REID
2800 PARK BOULEVARD, OAKLAND 10, CALIF.
Raymond Wilder, ARCHITECT
ENGINEER

BOARD OF TRUSTEES
SUPERINTENDENT OF SCHOOLS

TYPICAL CLASSROOM PLANS
ELEVATIONS & DETS.

ADDITION NO. 2 TO
MEADOW HOMES SCHOOL

MT. DIABLO UNIFIED SCHOOL DISTRICT
CONTRA COSTA COUNTY, CALIFORNIA

FILE 54-10-R
DATE MAY 1955
SHEET G
6
OF 15 SHEETS

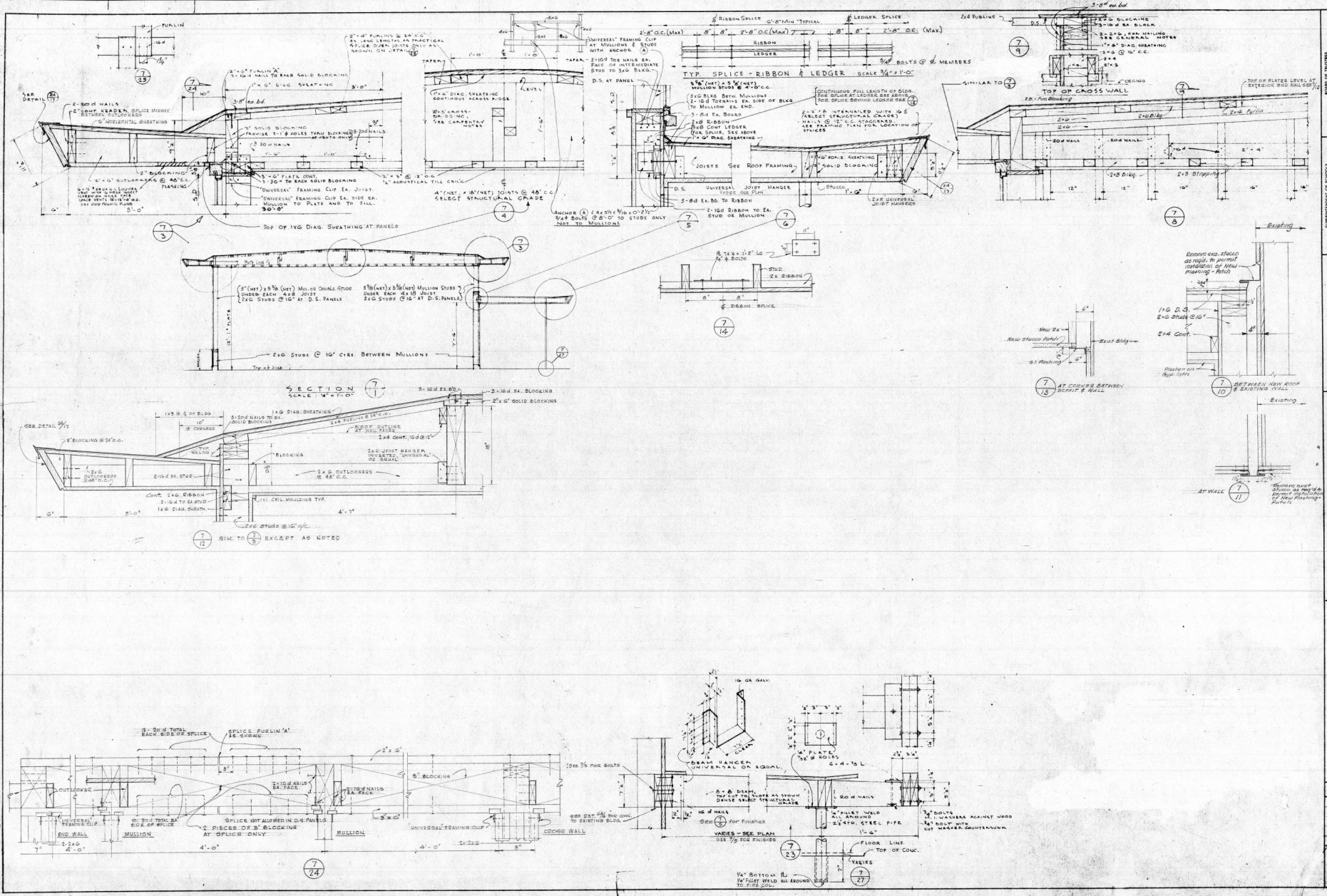

APPROVED BY RESOLUTION
BOARD OF TRUSTEES
SUPERINTENDENT OF SCHOOLS
DATE OF BOARD MEETING 13825
By Ruth Sullivan Clerk

ASSOCIATED ARCHITECTS
ANDERSON & SIMONDS
REYNOLDS & CHAMBERLAIN
JOHN LYON REID
2300 PARK BLVD. OAKLAND 10, CALIF.
ARCHITECT ENGINEER

CLASSROOM SECTIONS
ADDITION NO. 2 TO MEADOW HOMES SCHOOL
MT. DIABLO UNIFIED SCHOOL DISTRICT
CONTRA COSTA COUNTY, CALIFORNIA

FILE 54-10-2
DATE 6 MAY 1955
SHEET 8
OF 15 SHEETS

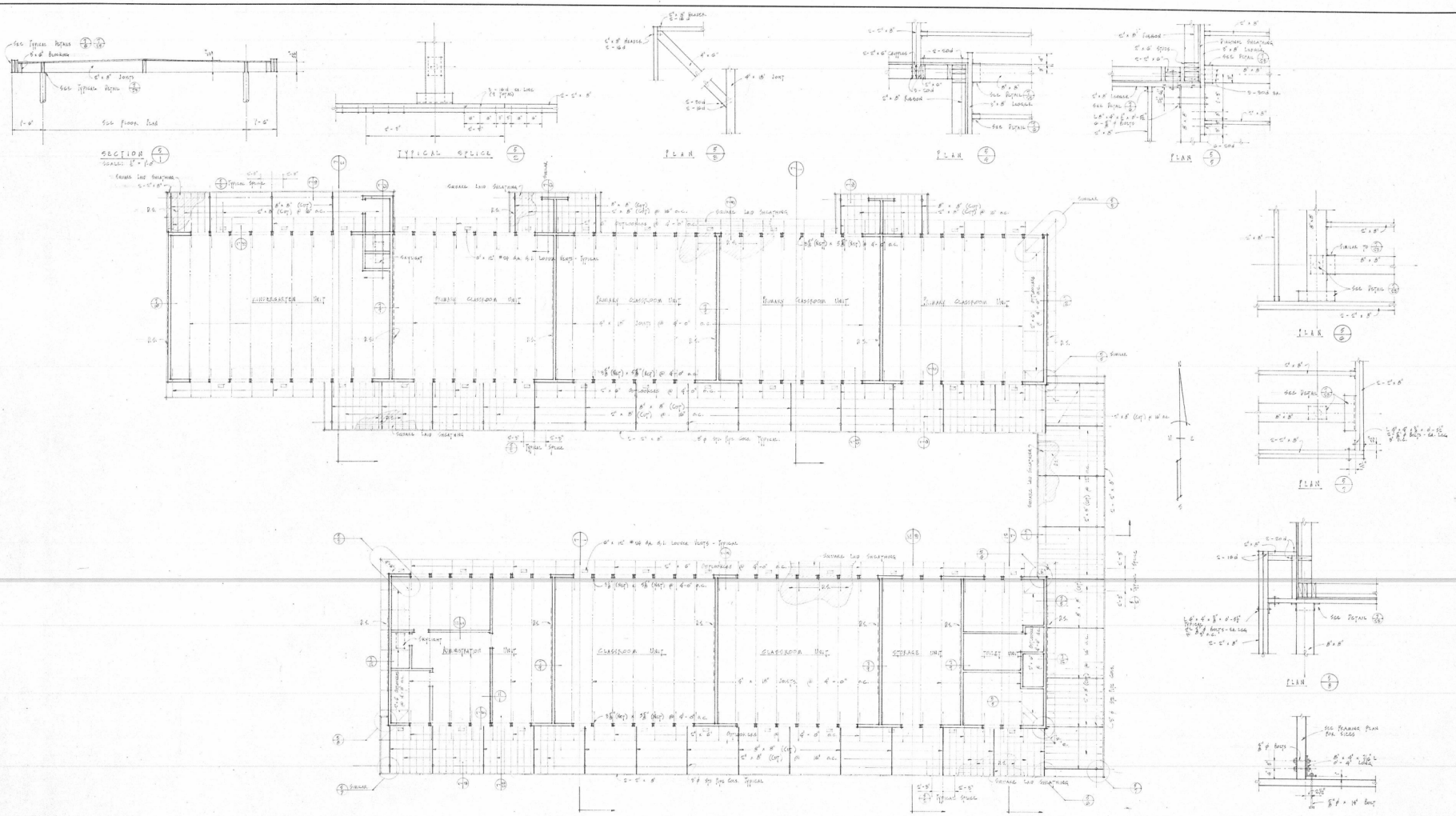

BOARD OF TRUSTEES
APPROVED BY RESOLUTION DEC 16 1954

SUPERINTENDENT OF SCHOOLS
APPROVED BY LETTER DATED FEB 16 1954

ASSOCIATED ARCHITECTS
ANDERSON & SIMMONS
CONNER & WILLIS
REYNOLDS & CHAMBERLAIN
JOHN LYON REID
2800 PARK BOULEVARD, OAKLAND 10, CALIF.
ARCHITECT

ENGINEER

ROOF FRAMING PLAN

CLAYTON ELEMENTARY SCHOOL

MT. DIABLO UNIFIED SCHOOL DISTRICT
CONTRA COSTA COUNTY, CALIFORNIA

FILE 5610 - S
DATE 1 - 20 - 54

SHEET S
5
OF 20 SHEETS

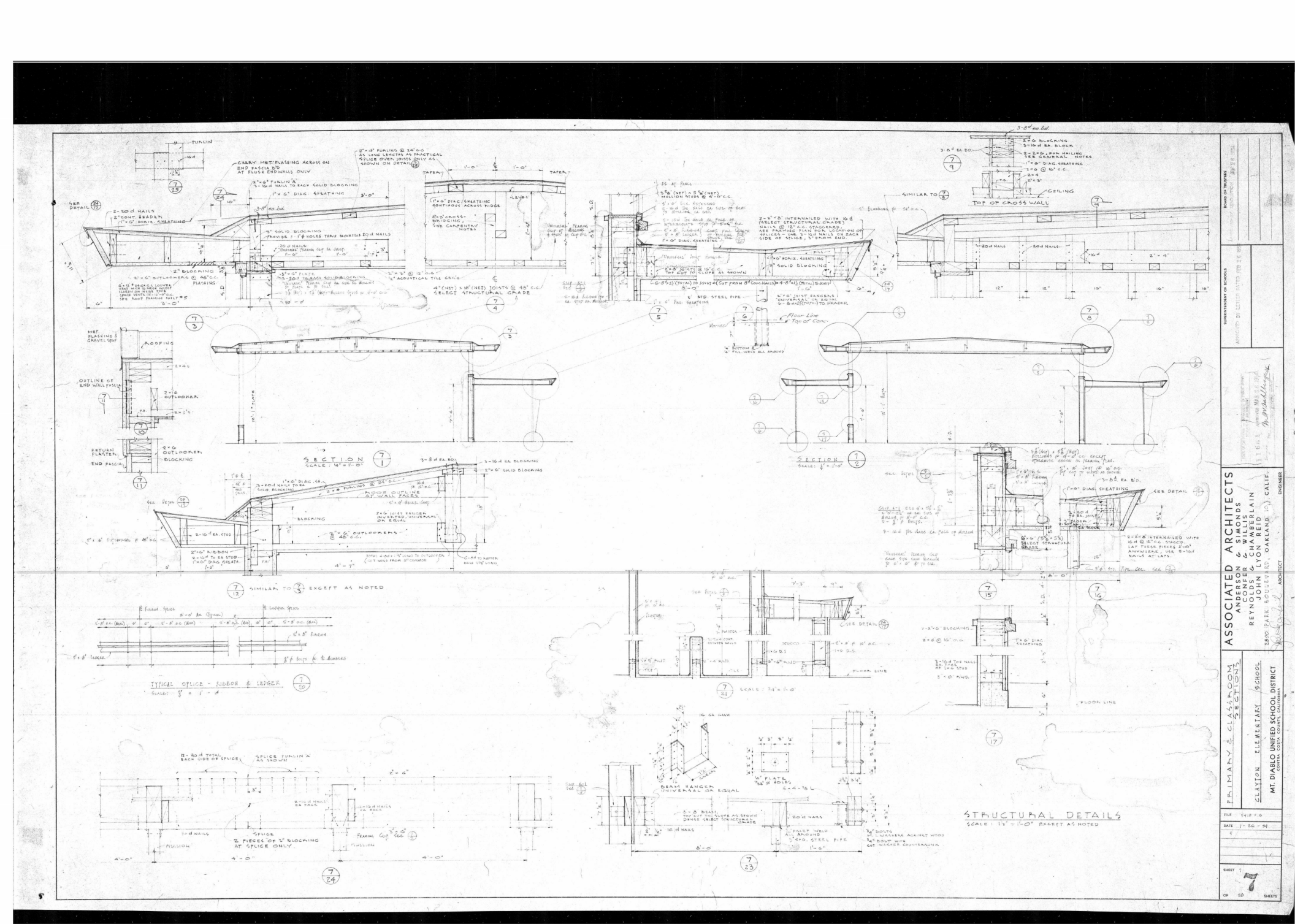
SECTION
SCALE : 1/4" = 1'-0"
SECTION
SCALE : 1/2" = 1'-0"
SIMILAR TO EXCEPT AS NOTED
TYPICAL SPLICE - RIDGE & LEDGER
SCALE: 3/4" = 1'-0"
SCALE : 3/4" = 1'-0"
STRUCTURAL DETAILS
SCALE : 1 1/2" = 1'-0" EXCEPT AS NOTED
ASSOCIATED ARCHITECTS
ANDERSON & SIMONDS
REYNOLDS & CHAMBERLAIN
JOHN LYON REID
2830 PARK BOULEVARD, OAKLAND 10, CALIF.
PRIMARY CLASSROOM SECTIONS
CLAYTON ELEMENTARY SCHOOL
MT. DIABLO UNIFIED SCHOOL DISTRICT
CONTRA COSTA COUNTY, CALIFORNIA
BOARD OF TRUSTEES
SUPERINTENDENT OF SCHOOLS
ARCHITECT
ENGINEER
FILE 5412-G
DATE 1-26-51
SHEET 7
OF 20 SHEETS

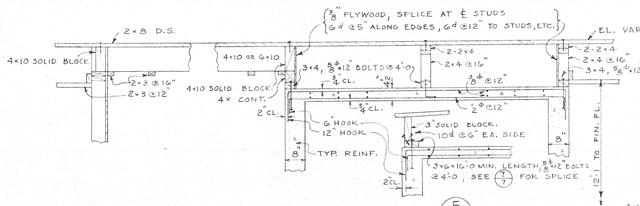

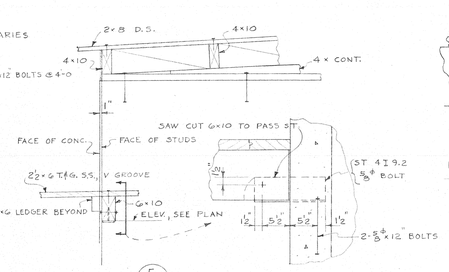

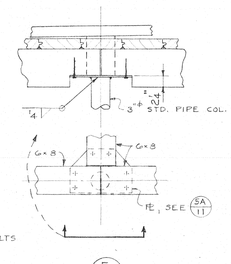

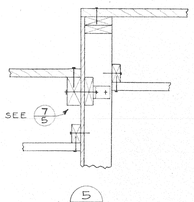

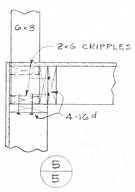

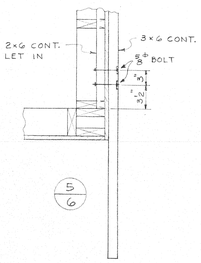

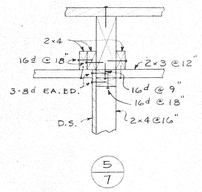

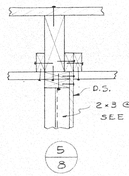

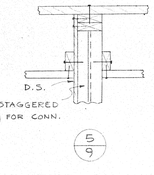

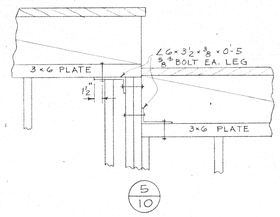

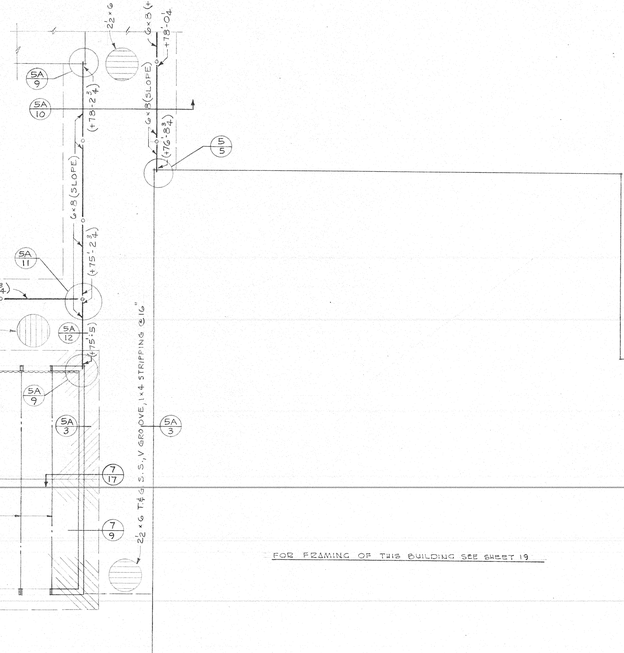

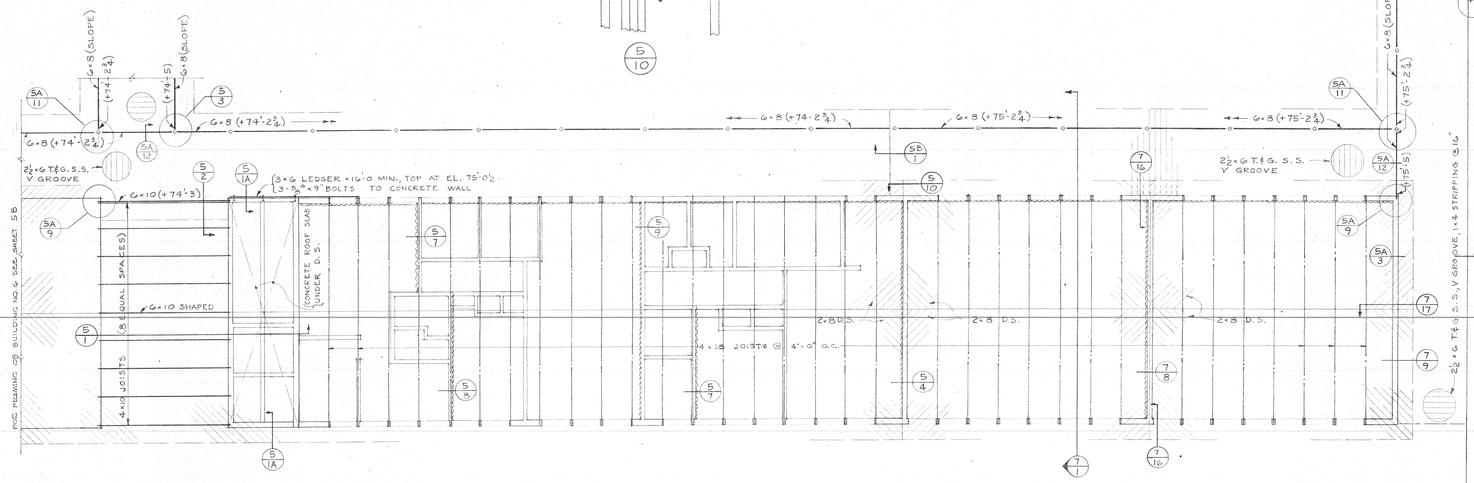

BLDG. NO. 6 · BUILDING NO. 5 · BUILDING NO. 1

FRAMING PLAN

SCALE: 1/8"=1'-0"

NOTES:

~~~~~~~~ INDICATES 1×6 DIAGONAL SHEATHING ON INTERIOR WALLS.
(+75'-2¾) ETC.) INDICATES ELEV. OF BOTTOM OF G×8 OR G×10 BEAMS.
F.S. = FACE OF STUDS.
F.C. = FACE OF CONCRETE.
D.S. = DIAGONAL SHEATHING.
S.S. = STRAIGHT SHEATHING.
ALL EXTERIOR WALLS SHALL BE DIAGONALLY SHEATHED WITH 1×6 BOARDS ON EXTERIOR SIDE.
ALL STUDS 2×6 @16" EXCEPT AS NOTED.

BOARD OF TRUSTEES

SUPERINTENDENT OF SCHOOLS

DATE OF APPROVAL OF PLANS BY DIVISION OF SCHOOLS
AUG 24 1953
APPROVED AUG 24 1953
DIVISION OF SCHOOLS
By [illegible]

ASSOCIATED ARCHITECTS
ANDERSON & SIMONDS
CONFER & WILLIS
REYNOLDS & CHAMBERLAIN
JOHN LYON REID
2800 PARK BOULEVARD, OAKLAND 10, CALIF.
ARCHITECT
ENGINEER

ROOF FRAMING PLAN
BUILDING NO. 5

AMBROSE INTERMEDIATE SCHOOL

MT. DIABLO UNIFIED SCHOOL DISTRICT
CONTRA COSTA COUNTY, CALIFORNIA

FILE 52-10-X

DATE 6/23/53

SHEET 10
5
OF 43 SHEETS
~~~~~~~~

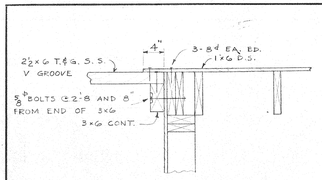

5A 1

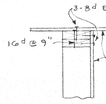

5A 2

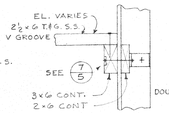

5A 3

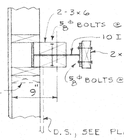

5A 4

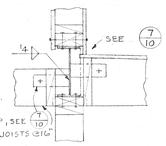

5A 5

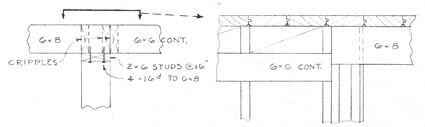

5A 6

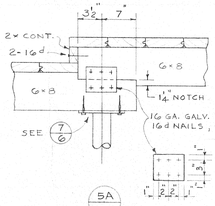

5A 7

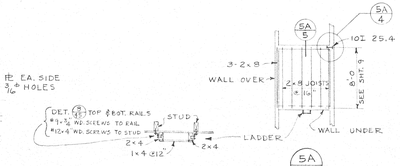

5A 8

PLAN AT MEZZANINE

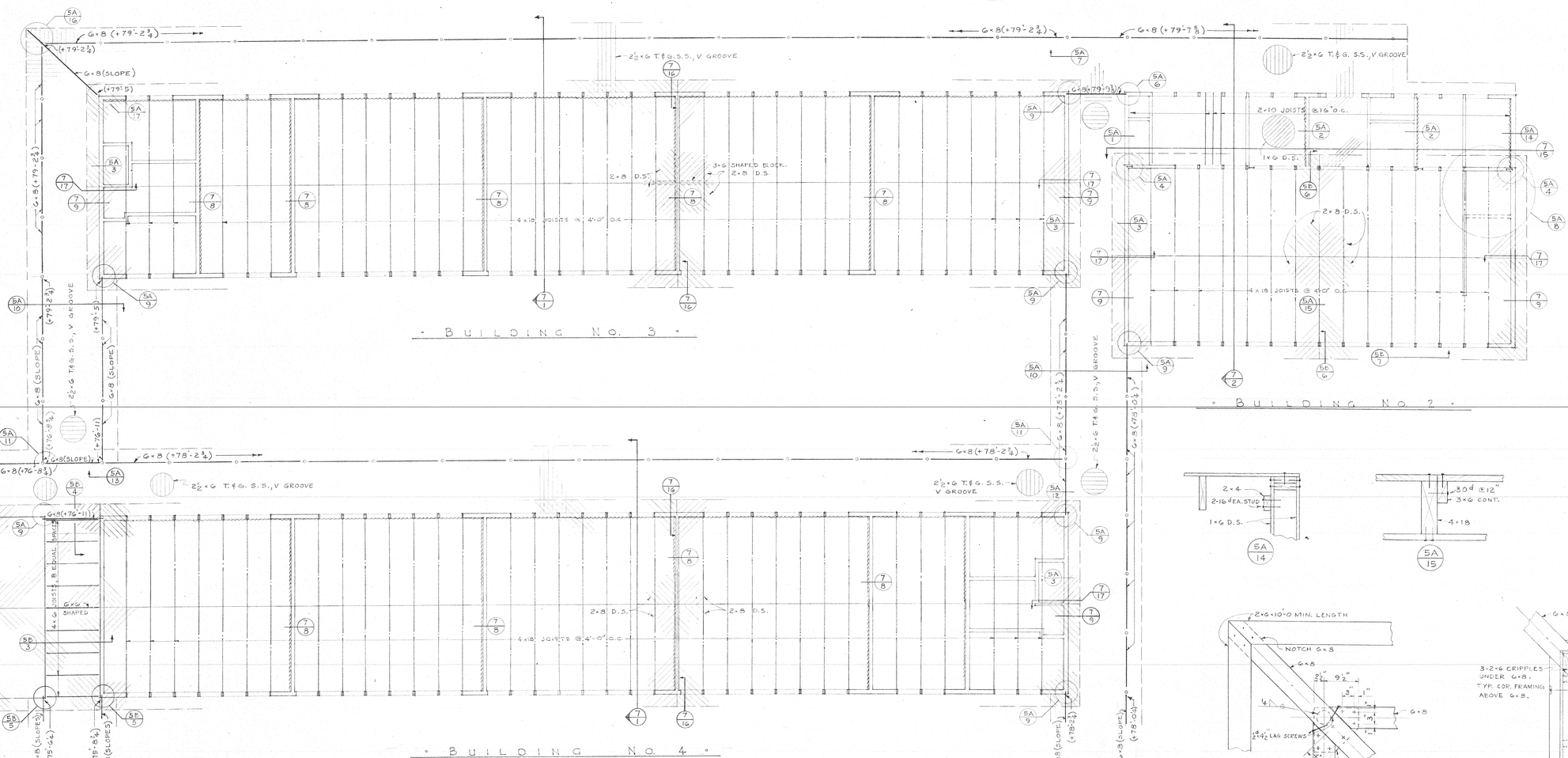

- BUILDING NO. 3 -

- BUILDING NO. 4 -

- BUILDING NO. 2 -

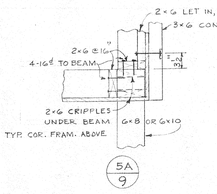

5A 9

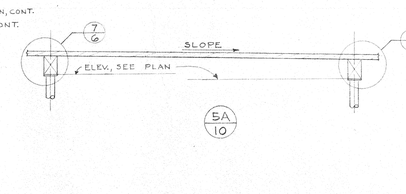

5A 10

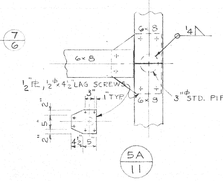

5A 11

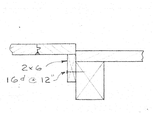

5A 12

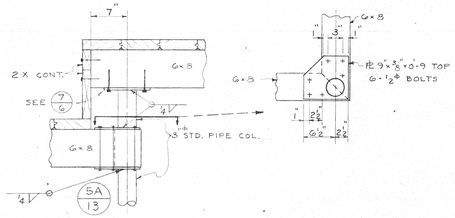

5A 13

5A 14

5A 15

5A 16

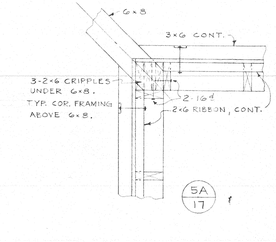

5A 17

FRAMING PLAN

SCALE: ⅛" = 1'-0"

NOTES:

SEE SHEET NO. 5 FOR NOTES.

BOARD OF TRUSTEES

SUPERINTENDENT OF SCHOOLS

"SEE APPROVED ORIGINAL ON FILE IN THE OFFICE OF ARCHITECTURE" 1017 APPROVED AUG 24 1953 DIVISION OF ARCHITECTURE

ASSOCIATED ARCHITECTS
ANDERSON & SIMONDS
CONFER & WILLIS
REYNOLDS & CHAMBERLAIN
JOHN LYON REID
2800 PARK BOULEVARD, OAKLAND 10, CALIF.
ARCHITECT

ROOF FRAMING PLAN
BUILDING NOS. 2, 3 & 4

AMBOSE INTERMEDIATE SCHOOL

MT. DIABLO UNIFIED SCHOOL DISTRICT
CONTRA COSTA COUNTY, CALIFORNIA

ENGINEER

FILE 52-10-X

DATE 6/23/53

SHEET 11
5A
OF 43 SHEETS

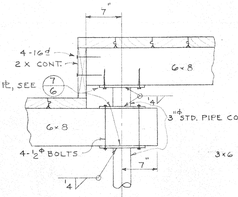

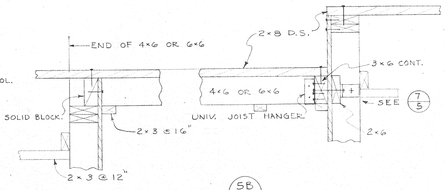

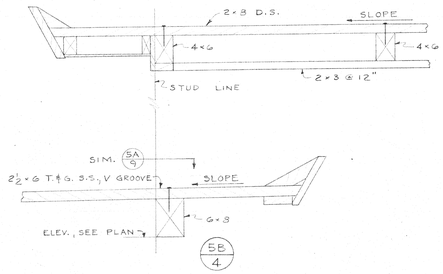

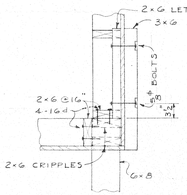

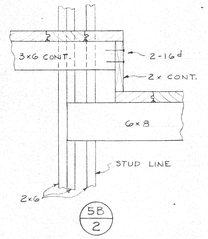

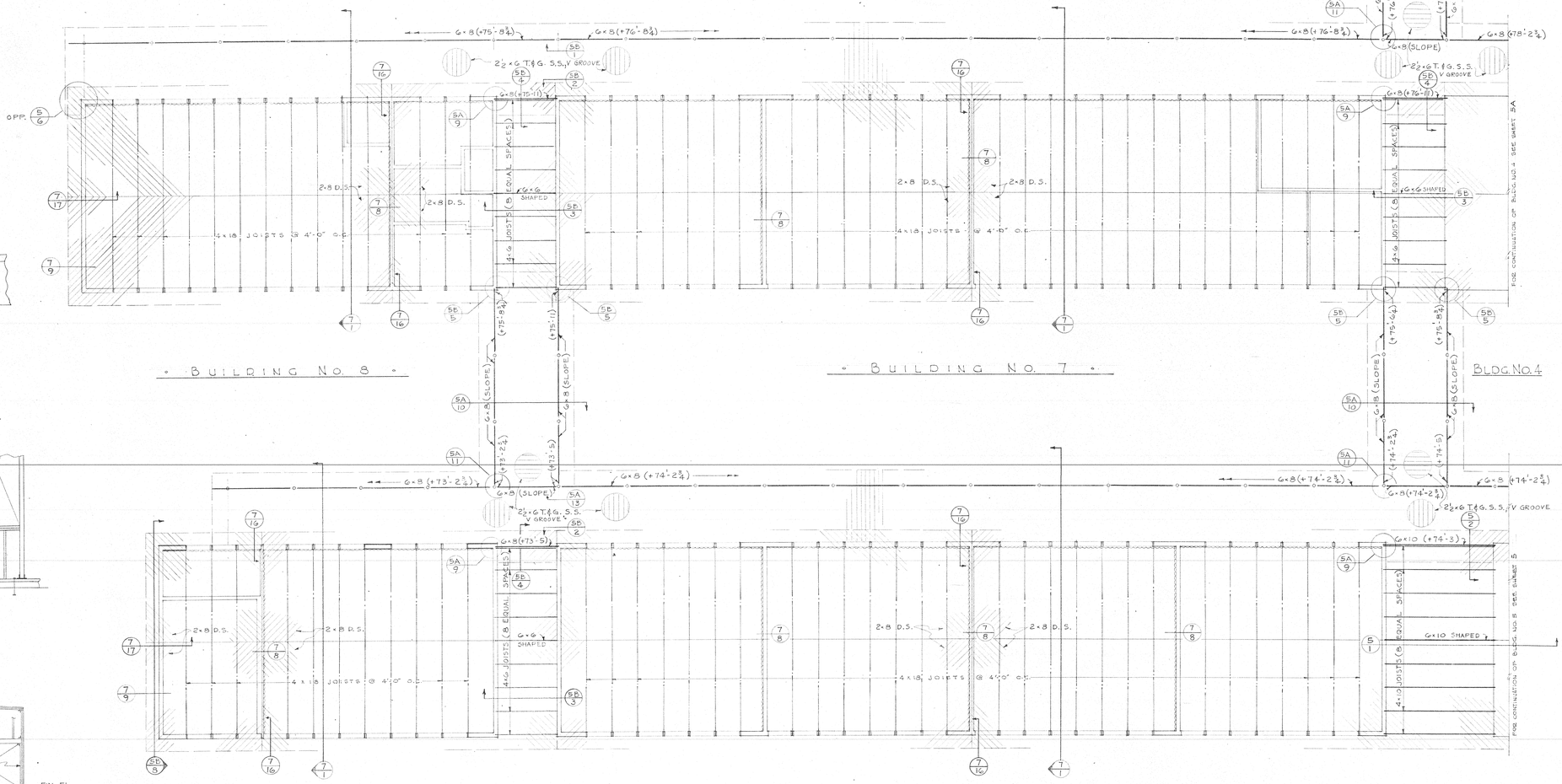

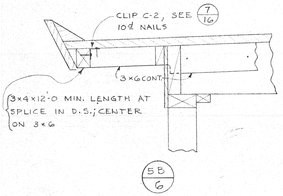

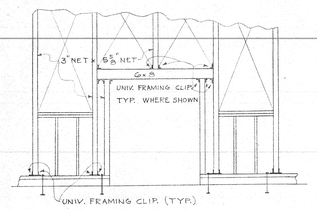

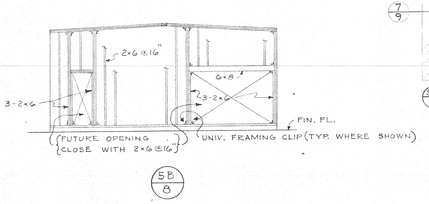

BUILDING NO. 8

BUILDING NO. 7

BLDG. NO. 4

BUILDING NO. 9

BUILDING NO. 6

BLDG. NO. 5

FRAMING PLAN

SCALE: 1/8" = 1'-0"

NOTES:

SEE SHEET NO. 5 FOR NOTES.

BOARD OF TRUSTEES

SUPERINTENDENT OF SCHOOLS

DEPARTMENT OF PUBLIC WORKS
DIVISION OF ARCHITECTURE
11017 APPROVED AUG 24 1953

ASSOCIATED ARCHITECTS
ANDERSON & SIMONDS
CONFER & WILLIS
REYNOLDS & CHAMBERLAIN
JOHN LYON REID
2800 PARK BOULEVARD, OAKLAND 10, CALIF.
ARCHITECT ENGINEER

ROOF FRAMING PLAN
BUILDING NOS. 6, 7, 8 & 9

AMBROSE INTERMEDIATE SCHOOL

MT. DIABLO UNIFIED SCHOOL DISTRICT
CONTRA COSTA COUNTY, CALIFORNIA

FILE 52-10-X

DATE 6/23/53

SHEET 12
5B
OF 43 SHEETS

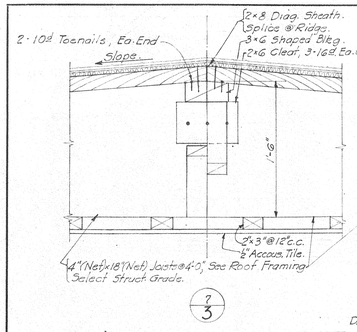

7/3

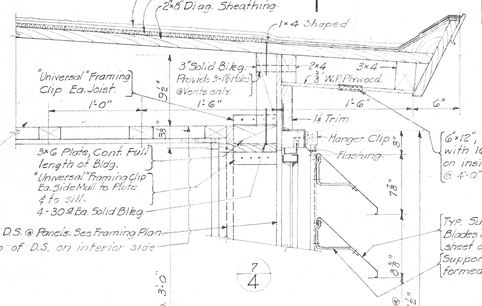

7/4

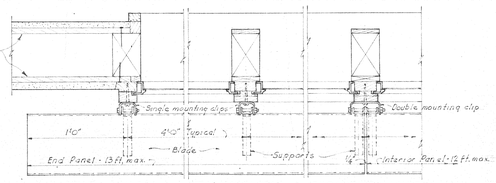

TYP. JAMB · TYP. MULLION · EXPANSION JOINT AT MULLION

Install this expansion joint at each 3rd mullion, so that louver blades do not exceed 12 ft. in length on interior panels or 15 ft. on end panels.

6"×12", 24 Ga. G.I. Louver Vent with 16 mesh insect screen on inside face. Space vents @ 4'-0" ctrs.

SUN LOUVER DETAIL 7/4A

Scale: 1½"=1'-0"

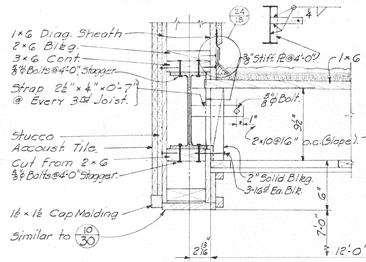

7/10

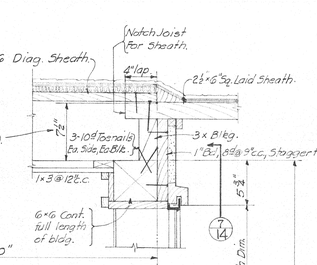

7/14

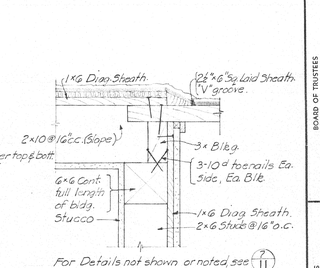

For Details not shown or noted, see 7/11

7/12

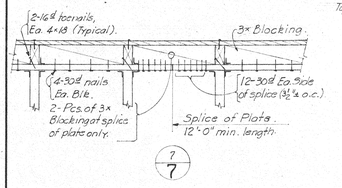

7/7

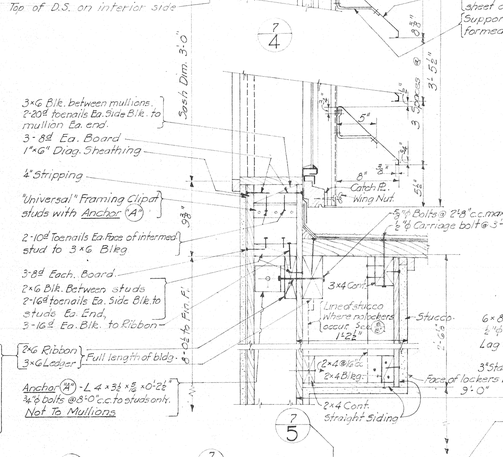

7/5

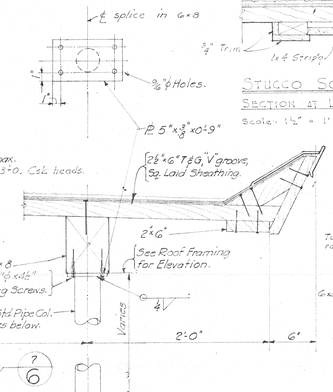

7/6

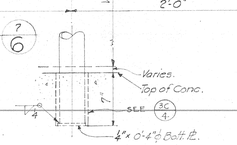

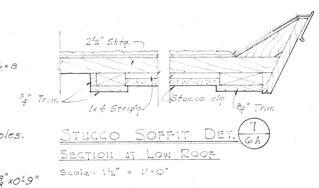

STUCCO SOFFIT DET. 1/6A

SECTION AT LOW ROOF

Scale: 1½"=1'-0"

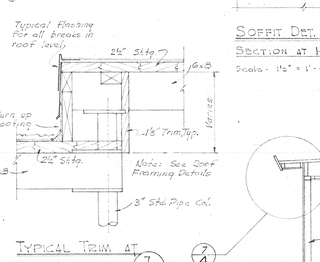

TYPICAL TRIM AT ROOF OFFSETS 7/6B

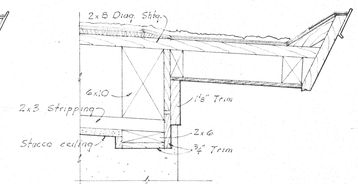

SOFFIT DET. AT PASSAGE BETW'N BLDGS. 7/4B

SECTION AT HIGH ROOF

Scale: 1½"=1'-0"

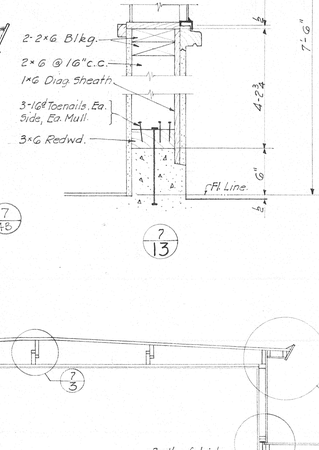

7/13

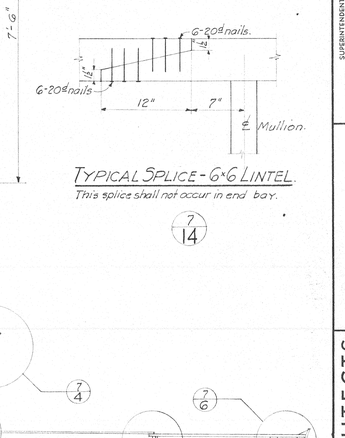

TYPICAL SPLICE - 6×6 LINTEL.

This splice shall not occur in end bay.

7/14

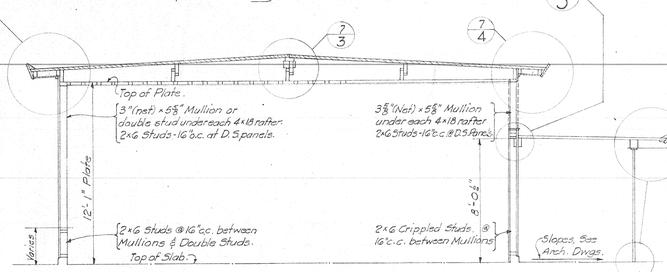

7/1

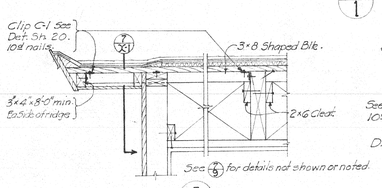

7/X1

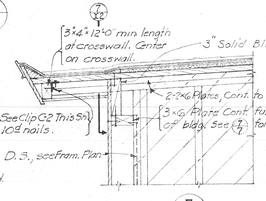

7/16

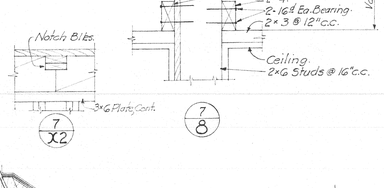

7/X2

7/8

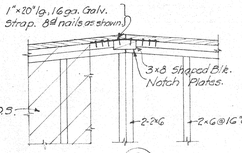

7/X1

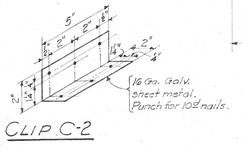

CLIP C-2

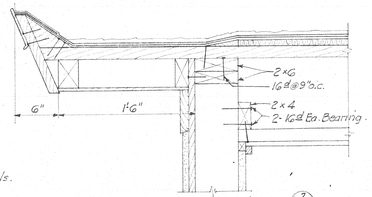

For details not shown or noted see 7/4

7/9

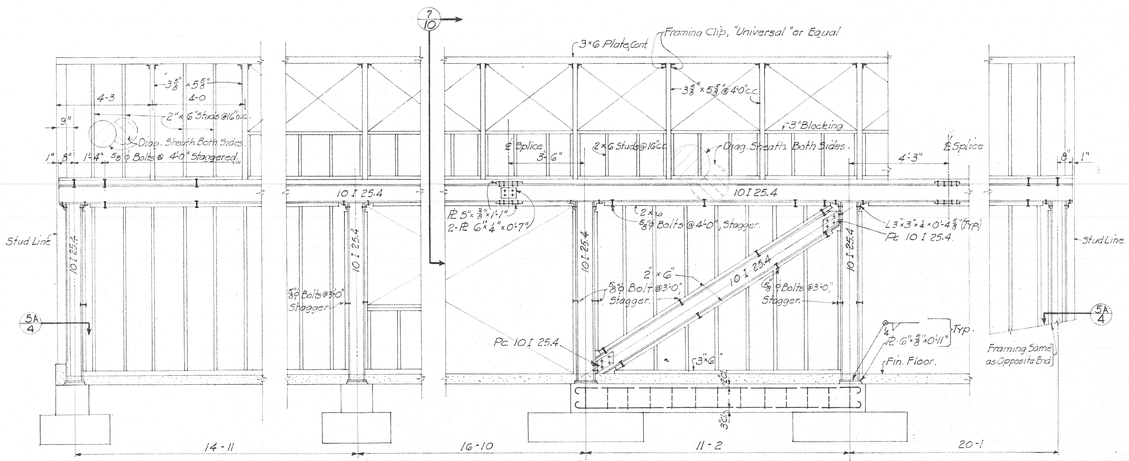

Note: Connections Steel to Steel are ¾"ø Rivets (⅞"ø Rib Bolts optional).

7/15

ASSOCIATED ARCHITECTS
ANDERSON & SIMONDS
CONFER & WILLIS
REYNOLDS & CHAMBERLAIN
JOHN LYON REID
2800 PARK BOULEVARD, OAKLAND 10, CALIF.
ARCHITECT
ENGINEER

BOARD OF TRUSTEES

SUPERINTENDENT OF SCHOOLS

PREPARED UNDER MY SUPERVISION AND DIRECTION
DATE OF ADOPTION
DATE APPROVED AUG 23 1953
APPROVED
DIVISION OF ARCHITECTURE

CLASSROOM AND SHOP SECTIONS AND DETAILS

AMBROSE INTERMEDIATE SCHOOL

MT. DIABLO UNIFIED SCHOOL DISTRICT
CONTRA COSTA COUNTY, CALIFORNIA

FILE 52-10-X

DATE 6/23/53

SHEET 15

OF 43 SHEETS