



Established 1915

**BROWARD**  
County Public Schools

Redefining Our Schools

2025-26



**A** RATED  
SCHOOL DISTRICT



# AGENDA

- Recap of 2024-25 Board-Approved Actions
- Review of May 20, 2025, Workshop Redefining Areas of Focus for 2025-26
- Enrollment Analysis by Level
- Parent Survey Results
- Update on Surplus Properties
- Redefining Strategies
- Direction on 2025-26 Redefining Opportunities
- Next Steps- August 26, 2025, Workshop Discussion



# RECAP OF REDEFINING 2024-25 BOARD ACTION

- Broward Estates Early Learning and Resource Center
- Coconut Creek K-8 Academy of Excellence
- Coral Cove Academy of the Arts
- Dr. Martin Luther King, Jr. Elementary School
- Hollywood Central Preparatory K-8
- Silver Shores STEAM Academy K-8
- Pines Collegiate Academy 6-12



# MAY 20, 2025

## AREAS OF FOCUS

### School Consolidation

#### Key Drivers

- ✓ Facilities Condition Assessments
- ✓ Student Enrollment Trends
- ✓ Internal and External Stakeholder Input

- Partner and Collaborate with municipalities and organizations (non-profit and for-profit)
- Public Private Partnerships (P3s)
- Meet educational and community needs

- Capitalize on Phase 1 momentum
- Replacement Schools (via school consolidations)
- Engage with communities (location and programs)



# MAY 20, 2025

## AREAS OF FOCUS

### CONTINUED

### Additional 2025-26 Priorities

#### Magnet Programs

- Programmatic decisions based on impact and demand
- New programs

#### Feeder Patterns

- Review all feeder patterns
- Regional Gifted
- Regional Dual Language

#### Other Areas

- District-Managed Charter School Options
- Expand Technical College Footprint
- Modernize Student Transportation (Focus on student need while optimizing cost efficiencies)
- Fee-Based Employee Childcare Services (Designate underutilized schools for this purpose)



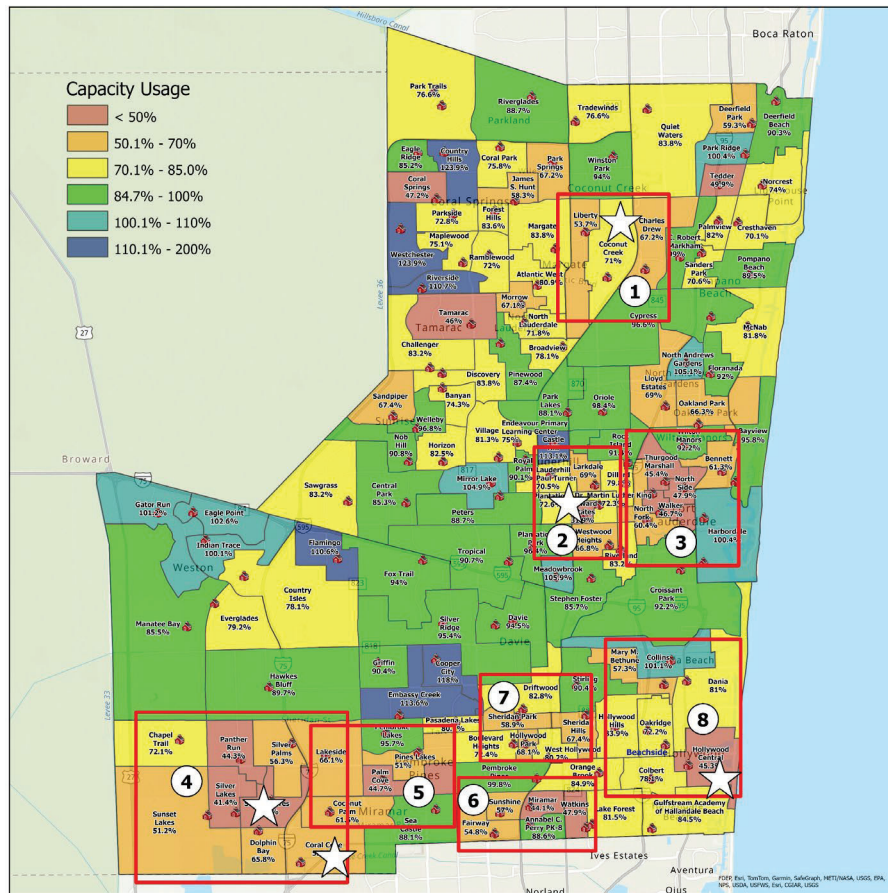
# UNDER-ENROLLMENT ACROSS THE DISTRICT

## Under-Enrollment Clusters

- **58 schools below 70% capacity: 39 elementary, 16 middle, and 3 high schools**
- **30 elementary schools and 16 middle schools are in clusters of other under-enrolled schools**
- **8 regional elementary clusters and 5 middle school clusters**
- **3 under-enrolled high schools (Hallandale, Plantation, Stranahan) are not adjacent and do not form a cluster**



# UNDER-ENROLLMENT CLUSTER MAP: ELEMENTARY

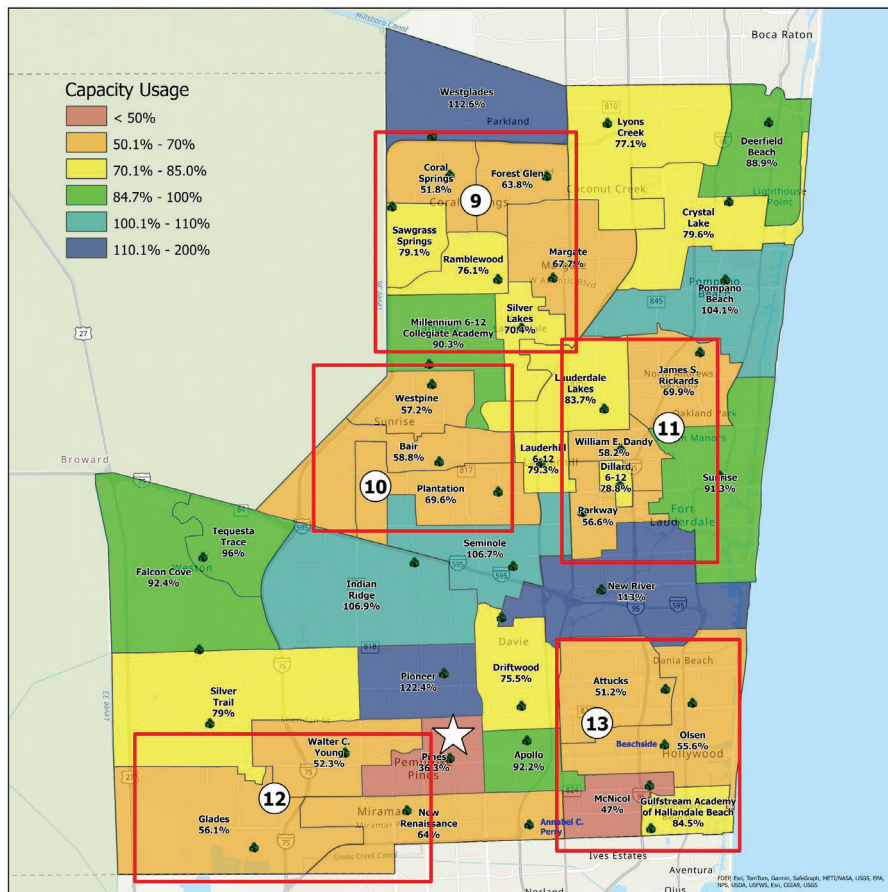


| Cluster         | Level      | Area           | Schools                | % Capacity | Enrollment | Available Space | Phase I ? |
|-----------------|------------|----------------|------------------------|------------|------------|-----------------|-----------|
| 1               | Elementary | North          | Charles Drew ES        | 67.2%      | 424        | 207             | No        |
|                 |            |                | Coconut Creek ES       | 71.0%      | 472        | 193             | Yes       |
|                 |            |                | Liberty ES             | 53.7%      | 677        | 583             | No        |
| 2               | Elementary | West Central   | Broward Estates        | 31.9%      | 222        | 473             | Yes       |
|                 |            |                | Dr. Martin Luther King | 72.3%      | 468        | 179             | Yes       |
|                 |            |                | Larkdale               | 69.0%      | 430        | 193             | No        |
|                 |            |                | Lauderhill Paul Turner | 70.5%      | 615        | 257             | No        |
|                 |            |                | Plantation             | 72.6%      | 591        | 223             | No        |
| 3               | Elementary | East Central   | Westwood Heights       | 66.8%      | 522        | 259             | No        |
|                 |            |                | Bennett                | 61.3%      | 288        | 182             | No        |
|                 |            |                | Thurgood Marshall      | 45.4%      | 322        | 387             | No        |
|                 |            |                | Walker                 | 46.7%      | 461        | 526             | No        |
|                 |            |                | North Fork             | 60.4%      | 431        | 282             | No        |
|                 |            |                | North Side             | 47.9%      | 291        | 317             | No        |
| 4               | Elementary | Far Southwest  | Sunland Park           | 87.3%      | 419        | 61              | No        |
|                 |            |                | Chapel Trail           | 72.1%      | 604        | 234             | No        |
|                 |            |                | Coral Cove             | 53.3%      | 442        | 388             | No        |
|                 |            |                | Dolphin Bay            | 65.8%      | 546        | 284             | No        |
|                 |            |                | Panther Run            | 44.3%      | 345        | 433             | No        |
|                 |            |                | Silver Lakes           | 41.4%      | 322        | 456             | Yes       |
| 5               | Elementary | Near Southwest | Silver Palms           | 56.3%      | 459        | 357             | Yes       |
|                 |            |                | Silver Shores          | 40.6%      | 333        | 487             | Yes       |
|                 |            |                | Sunset Lakes           | 51.2%      | 665        | 635             | No        |
|                 |            |                | Coconut Palm           | 61.5%      | 504        | 316             | No        |
|                 |            |                | Lakeside               | 66.1%      | 499        | 256             | No        |
| 6               | Elementary | Central South  | Palm Cove              | 44.7%      | 389        | 482             | No        |
|                 |            |                | Pines Lakes            | 51.0%      | 427        | 410             | No        |
|                 |            |                | Fairway                | 54.8%      | 512        | 422             | No        |
|                 |            |                | Miramar                | 44.1%      | 410        | 519             | No        |
| 7               | Elementary | South Central  | Sunshine               | 57.0%      | 427        | 322             | No        |
|                 |            |                | Watkins                | 47.9%      | 390        | 424             | No        |
|                 |            |                | Boulevard Heights      | 72.4%      | 588        | 224             | No        |
|                 |            |                | Hollywood Park         | 68.1%      | 404        | 189             | No        |
|                 |            |                | Sheridan Hilla         | 67.4%      | 409        | 198             | No        |
| 8               | Elementary | Southeast      | Sheridan Park          | 58.9%      | 477        | 333             | No        |
|                 |            |                | West Hollywood         | 80.2%      | 479        | 118             | No        |
|                 |            |                | Collins*               | 72.2%      | 268        | 103             | No        |
|                 |            |                | Dania                  | 81.0%      | 461        | 108             | No        |
|                 |            |                | Hollywood Central      | 45.3%      | 311        | 376             | Yes       |
|                 |            |                | Hollywood Hills        | 83.9%      | 644        | 124             | No        |
| Mary M. Bethune | 57.3%      | 398            | 296                    | No         |            |                 |           |
| Oakridge        | 72.2%      | 437            | 168                    | No         |            |                 |           |

\* Collins ES capacity calculations include usage of five modular classrooms  
 Shading and italics indicate schools enrolled above 70% capacity usage, but that are embedded within under-enrollment clusters and that have space available



# UNDER-ENROLLMENT CLUSTER MAP: MIDDLE



| Cluster | Level  | Area         | Schools                 | % Capacity   | Enrollment   | Available Space | Phase I ? |
|---------|--------|--------------|-------------------------|--------------|--------------|-----------------|-----------|
| 9       | Middle | Northwest    | Coral Springs           | 51.8%        | 986          | 918             | No        |
|         |        |              | Forest Glen             | 63.8%        | 1,038        | 589             | No        |
|         |        |              | Margate                 | 67.7%        | 937          | 447             | No        |
|         |        |              | <i>Ramblewood</i>       | <i>76.1%</i> | <i>1,002</i> | <i>314</i>      | <i>No</i> |
|         |        |              | <i>Sawgrass Springs</i> | <i>79.1%</i> | <i>965</i>   | <i>255</i>      | <i>No</i> |
| 10      | Middle | West Central | Bair                    | 58.8%        | 705          | 494             | No        |
|         |        |              | Plantation              | 69.6%        | 561          | 245             | No        |
|         |        |              | Westpine                | 57.2%        | 738          | 552             | No        |
| 11      | Middle | East Central | James S. Rickards       | 69.9%        | 776          | 334             | No        |
|         |        |              | Parkway                 | 56.6%        | 910          | 699             | No        |
|         |        |              | William Dandy           | 58.2%        | 659          | 474             | No        |
| 12      | Middle | Southwest    | Glades                  | 56.1%        | 1,034        | 808             | No        |
|         |        |              | New Renaissance         | 64.0%        | 1,002        | 564             | No        |
|         |        |              | Pines                   | 36.3%        | 642          | 1,127           | Yes       |
| 13      | Middle | Southeast    | Attucks                 | 51.2%        | 637          | 606             | No        |
|         |        |              | McNicol                 | 47.0%        | 620          | 699             | No        |
|         |        |              | Olsen                   | 55.6%        | 600          | 480             | No        |

*Shading and italics indicate schools enrolled above 70% capacity usage, but that are embedded within under-enrollment clusters and that have space available*





# REDEFINING 2024-25 IMPACT ON CLUSTERS

- 4 elementary and 1 middle school under-enrollment clusters were addressed through 2024-25 Redefining Our Schools
- In clusters where schools have been repurposed with the intent of recapturing student enrollment, there may be limited options available for consolidating schools
- In cluster #1, the newly reconfigured Coconut Creek K-8 Academy of Excellence is positioned between remaining under-enrolled schools, Liberty Elementary and Charles Drew Elementary
- In cluster #2, the consolidation of Broward Estates Elementary into Dr. Martin Luther King, Jr. Elementary precludes the consolidation of either Larkdale Elementary or Westwood Heights Elementary
- In cluster #8, Hollywood Central Preparatory K-8 was addressed through 2024-25 Redefining Our Schools and is not contiguous with any other under-enrolled schools



# PARENT SURVEY RESULTS

- Partnered with Hanover Research to conduct an external survey of parents from both District-operated schools and charter schools
- Surveys were administered in Spring 2025
- Family Retention Survey yielded four recommendations
- Charter School Survey yielded three recommendations
- Full reports are attached to this presentation



# FAMILY RETENTION SURVEY RECOMMENDATIONS

- Track climate and culture outcomes in order to monitor improvement
- Consider offering more college and career readiness support
- Concentrate on supporting teachers to bolster the quality of education
- Address school safety and work to reduce instances of bullying and harassment



# CHARTER SCHOOL FAMILY SURVEY RECOMMENDATIONS

- Highlight and communicate BCPS's academic quality
- Build trust and connection through visible leadership and a strong school culture
- Reinforce BCPS's commitment to safety, relationships, and whole-child support




# SURVEY OF FAMILIES APPLYING FOR SCHOOL CHOICE

## Reasons Specified for Requesting Reassignment

Please select the primary reason(s) you requested a school reassignment for your child.

 **2042**  
 Responses

| %   |  | Answer <i>(Multiple select)</i>                                       |
|-----|---|---|
| 52% | (1058)  | Availability of Academic Programs                                     |
| 26% | (524)   | Extracurricular Activities  |
| 33% | (675)   | Location and Logistics (i.e., Transportation, Before/After Childcare) |
| 48% | (976)   | Quality of Instruction  |
| 54% | (1112)  | School Environment  |
| 27% | (553)   | Social Factors  |
| 28% | (578)   | Other   |

*Internal survey conducted in 2024 by the School Choice Office.*

# SURVEY OF FAMILIES IN HOME EDUCATION

## Reasons Specified for Enrolling in Home Education

Please select the primary reason(s) you established a home education program for your child.

 **131**  
 Responses

| %   | Person | Answer (Multiple select)                                |
|-----|--------|---|
| 9%  | (12)   | Limited Availability of Academic Programs at the School |
| 21% | (27)   | My Child's Low Academic Performance                     |
| 24% | (31)   | Student Health Concerns                                 |
| 37% | (48)   | Quality of Instruction                                  |
| 58% | (76)   | School Environment                                      |
| 34% | (45)   | Social Factors  |
| 44% | (58)   | Other   |

*Internal survey conducted in 2025 by the Home Education Office.*

# UPDATE ON SALE OF SURPLUS PROPERTIES

| Name  | Location                             | Size in Acres | Municipality  | Status   |
|---|--------------------------------------|---------------|---------------|--|
| <b>Technology &amp; Support Services Facility</b>     | W Oakland Park Blvd and W Atrium     | 4.73          | Sunrise       | Recently appraised. On 2/27/2025, the Negotiation Parameters Committee (NPC) established the minimum asking price as \$12,873,333. |
| <b>Technology &amp; Support Services Center Annex</b> | W Oakland Park Blvd and W Atrium     | 4.71          | Sunrise       | Recently appraised. On 2/27/2025, the NPC established the minimum asking price as \$6,936,666.                                     |
| <b>Coral Springs High Acreage Site</b>                | N Rock Island Road and W Sample Road | 2.86          | Coral Springs | Currently under Agreement of Sale & Purchase between the School Board and Predesco Property Investments, LLC.                      |



# UPDATE ON SALE OF SURPLUS PROPERTIES

| Name                                       | Location                            | Size in Acres | Municipality      | Status   |
|--|-------------------------------------|---------------|-------------------|--|
| <b>Elementary D-1 School Site</b>          | S Hiatus Road and W Broward Blvd    | 11.84         | Plantation        | BCPS is currently undertaking environmental assessment regarding certain contamination at the site. The related environmental report is anticipated for completion by June 2025; and after an all clear from pertinent state and local environmental regulatory agencies, the real property will be remarketed for sale. Recently appraised. On 2/27/2025, the NPC established the minimum asking price as \$13,317,333. |
| <b>Elementary A-1 Site</b><br>(Trails End) | University Drive and Trails End     | 10.14         | Parkland          | On 12/19/2023, the NPC established the minimum asking price as \$13,937,500. As directed by the School Board, staff currently engaged in direct negotiations with Broward Health regarding sale of the real property to the organization.  |
| <b>Southwest Ranches Site</b>              | Sheridan Street and NW 190th Avenue | 30.1          | Southwest Ranches | The real property was recently surveyed to lease 8.25 acres to the South Florida Wildlife Center, and to market and sell the remainder 22.83 acres sometime in 2025. Encumbered by 2006 COPs.  |



# 2025-2026 REDEFINING STRATEGIES

## **Redefining Opportunities Through Community Collaboration and School Consolidations, Repurposing & Closures**

- Replacement Schools Due to Consolidations
- Expanding Technical Schools
- Gifted Pathways
- Sports Pathways
- Dual Language Pathways
- P3 Opportunities
- District-Managed Charter School Options
- Expansion of Premium Services Available to Charter Schools, Private Schools, and Home Education
- Expansion of K-8s
- Expansion of Early Learning Opportunities
- Efficient Utilization of Administrative Space



# EARLY INTEREST AND SUPPORT

**City of Fort Lauderdale:** Joint partnership with matching funds to support a K-12 Sports Academy at Bennett Elementary School, Sunrise Middle School, and Fort Lauderdale High School

**City of Miramar:** Interest in providing early learning opportunities

**Junior Achievement (JA) World:** A centrally located site to build a second JA Educational Center to service all District high school students and the surrounding community

**Multiple Public and Private Agencies:** Opportunities to lease space for administrative purposes and community programming




# NEXT STEPS: AUGUST 26, 2026 SCHOOL BOARD WORKSHOP

## August Workshop Discussion

- **Proposed Boundary Process That Will Include (Per Policy 8010):**
  - Proposed Timeline
  - Specific considerations for evaluating proposed changes
  - Identification of schools and communities potentially impacted
  - Stakeholder engagement plan
- **School Choice (Per Policy 6400)**
  - Application dates and deadlines must be communicated to families by October 1.





Debra Hixon, Chair  
Sarah Leonardi, Vice Chair

Lori Alhadeff  
Maura McCarthy Bulman  
Adam Cervera, Esq.  
Dr. Jeff Holness  
Nora Rupert  
Rebecca Thompson  
Dr. Allen Zeman

Dr. Howard Hepburn  
Superintendent of Schools

The School Board of Broward County, Florida, prohibits any policy or procedure which results in discrimination on the basis of age, color, disability, gender identity, gender expression, genetic information, marital status, national origin, race, religion, sex or sexual orientation. The School Board also provides equal access to the Boy Scouts and other designated youth groups. Individuals who wish to file a discrimination and/or harassment complaint may call the Director, Equal Educational Opportunities/ADA Compliance Department & District's Equity Coordinator/Title IX Coordinator at 754-321-2150 or email [eeo@browardschools.com](mailto:eeo@browardschools.com).

Individuals with disabilities requesting accommodations under the Americans with Disabilities Act Amendments Act of 2008, (ADAAA) may call Equal Educational Opportunities/ADA Compliance Department at 754-321-2150 or email [eeo@browardschools.com](mailto:eeo@browardschools.com).

[browardschools.com](http://browardschools.com)

