

# 2025 Annual Parent Survey

1,684 respondents

# About the Survey

- ▶ Worked with Morris Leatherman firm
- ▶ Deployed late-May to early-June 2025
- ▶ Emailed to all families enrolled
- ▶ 1,684 respondents
  - ▶ 61% resident, 39% open-enrolled
  - ▶ 99% in-person learning, 1% full e-learning
  - ▶ Fairly consistent across learning levels, grade levels, schools (by population)

# Observations

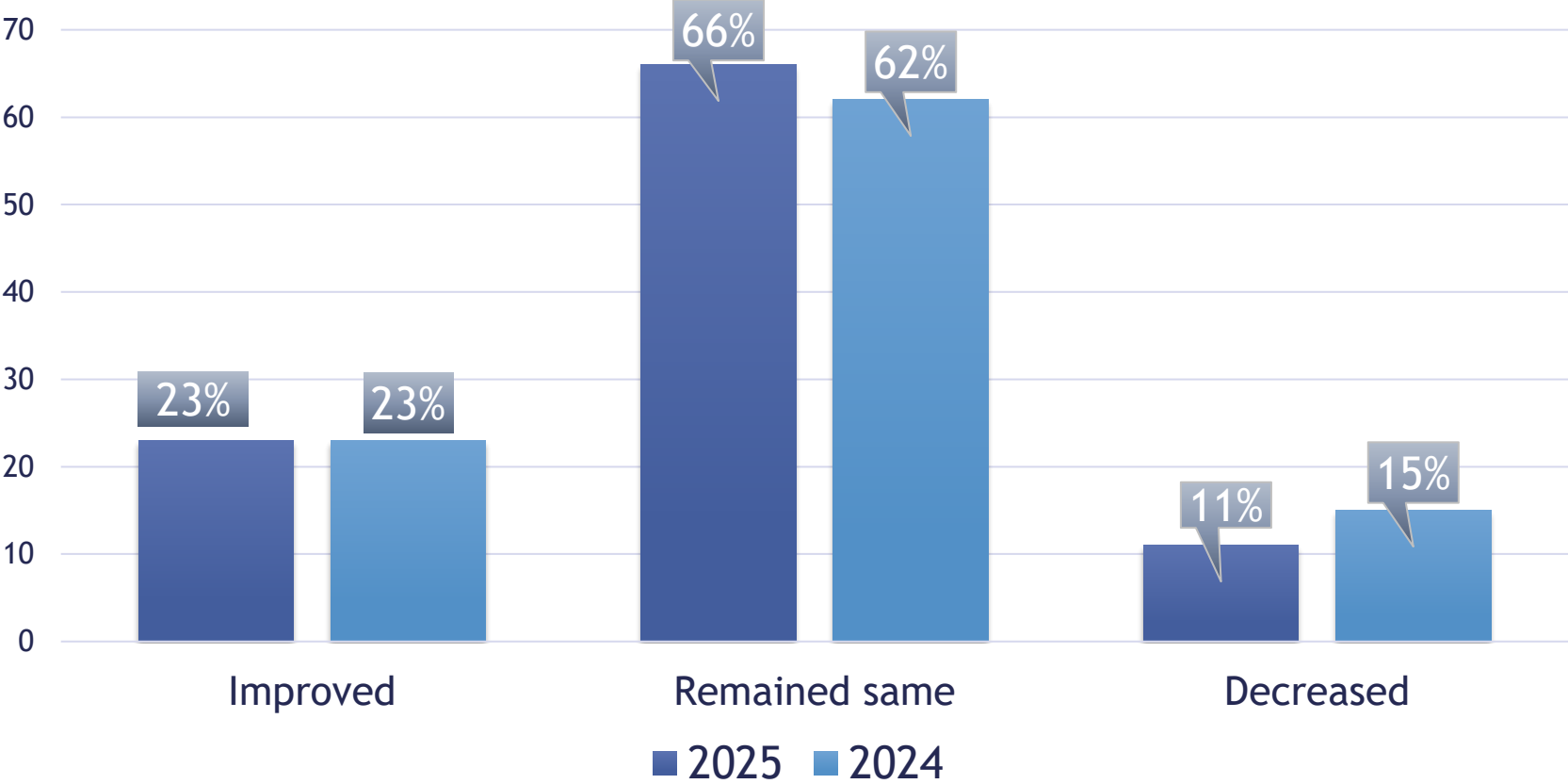
- ▶ Overall satisfaction has largely increased across the district
- ▶ Belonging and/or well-being measurements are up at all learning levels
- ▶ Bullying prevention awareness has increased, and parents are expressing that bullying is declining
- ▶ Parents questions and concerns about students' use of personal and school-issued technology remain at or slightly above last year's levels. (Note: This survey was distributed just after the student cell phone survey was completed.)
- ▶ Middle school academic programming/additional experiential learning opportunities are prioritized for the coming school year

## 2025 Minnetonka Schools Parent Survey: Overall, how would you rate the education provided by the Minnetonka School District?

**97% Excellent or Good**



**2025 Minnetonka Schools Parent Survey:** Has the education provided by Minnetonka Public Schools during the past five years improved in quality, decreased in quality, or remained the same?



# Preschool Education

Preschool Parents Survey Results	2025	2024
I believe teachers care about my child.	97%	100%
I believe teachers inspire my child to perform at high levels academically.	93%	96%
I am aware of what my child is expected to learn this year.	89%	89%
I believe Minnetonka provides a safe learning environment for my child.	97%	100%
I am satisfied with communications from my child's teacher.	96%	96%
I believe my child will be appropriately prepared to advance to the next level.	93%	100%
I believe my child enjoys preschool.	97%	100%
I believe teachers at Minnetonka treat children with dignity and respect.	97%	100%
Overall, I am satisfied with my child's educational experience with Minnetonka.	97%	100%

# Elementary Education

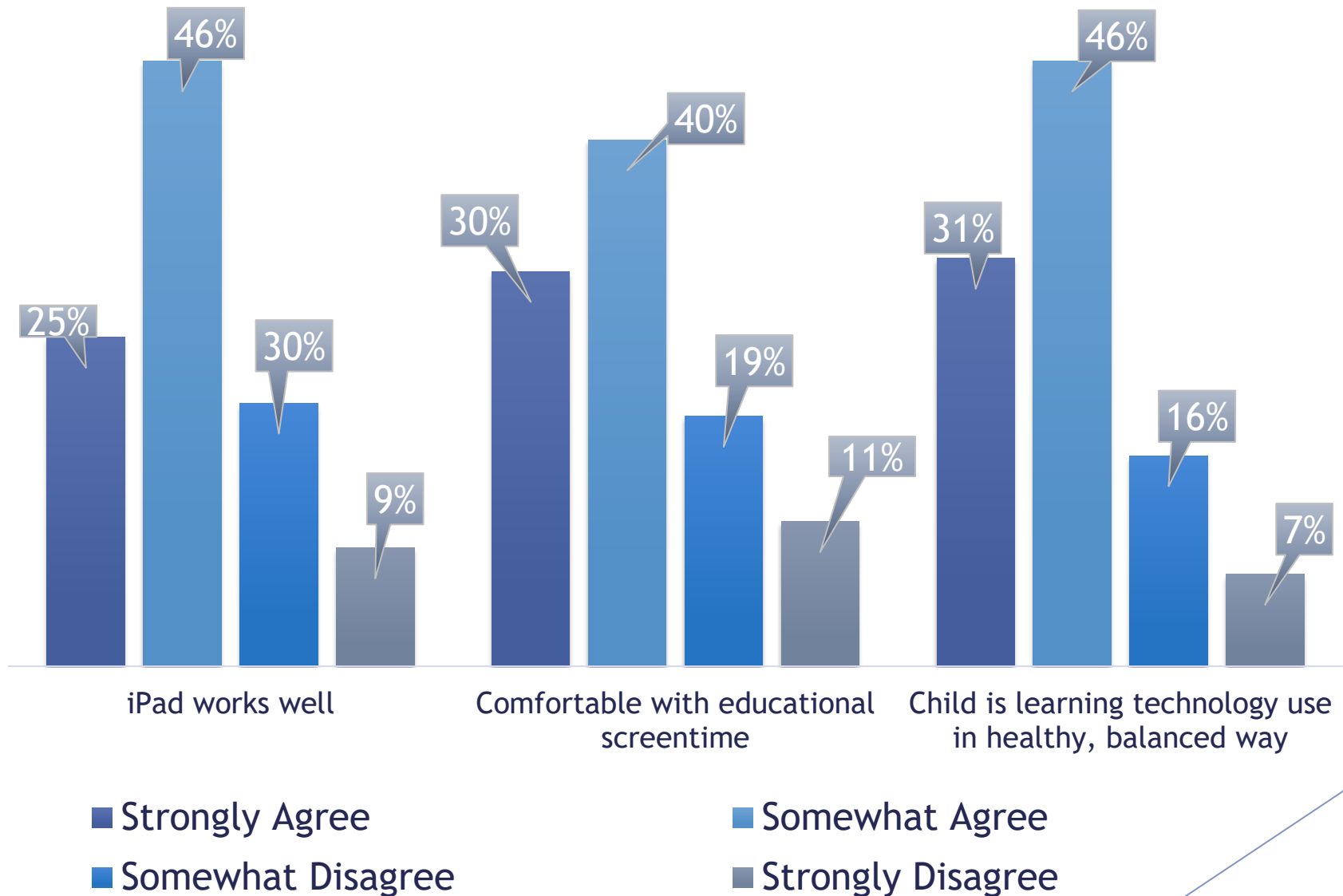


Elementary School Parents- on Teaching and Learning	2025	2024	2023
I believe teachers really care about my child.	97%	97%	97%
I believe teachers inspire my child to perform at high levels academically.	93%	93%	95%
I was aware of what my child was expected to learn this year.	94%	95%	93%
I believe my child will be appropriately prepared to advance to the next grade level.	97%	96%	96%
I believe my child enjoys school.	94%	95%	95%
I believe teachers treat students with respect.	97%	97%	98%
I believe the school's curriculum is rigorous and challenging.	91%	92%	90%
Technology is very important to my child's learning.	75%	78%	82%
I believe the school's curriculum requires my child's best efforts.	90%	92%	90%
Overall, I am satisfied with my child's educational experience at this school.	94%	93%	96%

Elementary School Parents- on Building Relationships	2025	2024	2023
I am satisfied with communication from teachers regarding what my child is learning.	93%	91%	91%
I believe school-to-home communication keeps me well informed about school events.	95%	93%	95%
I am aware of expectations for behavior at school.	98%	97%	96%
I have meaningful opportunities to be involved in my child's school.	96%	96%	80%
I believe the school provides a safe learning environment.	96%	96%	97%
My child's teacher uses Seesaw or Schoology in a way that is easy for me to understand and follow what is happening in the classroom. (Seesaw is typically used in grades K-3 and Schoology in grades 4-5.)	84%	82%	78%
The principal at my child's school is accessible to me when I have ideas, concerns or questions.	93%	92%	94%

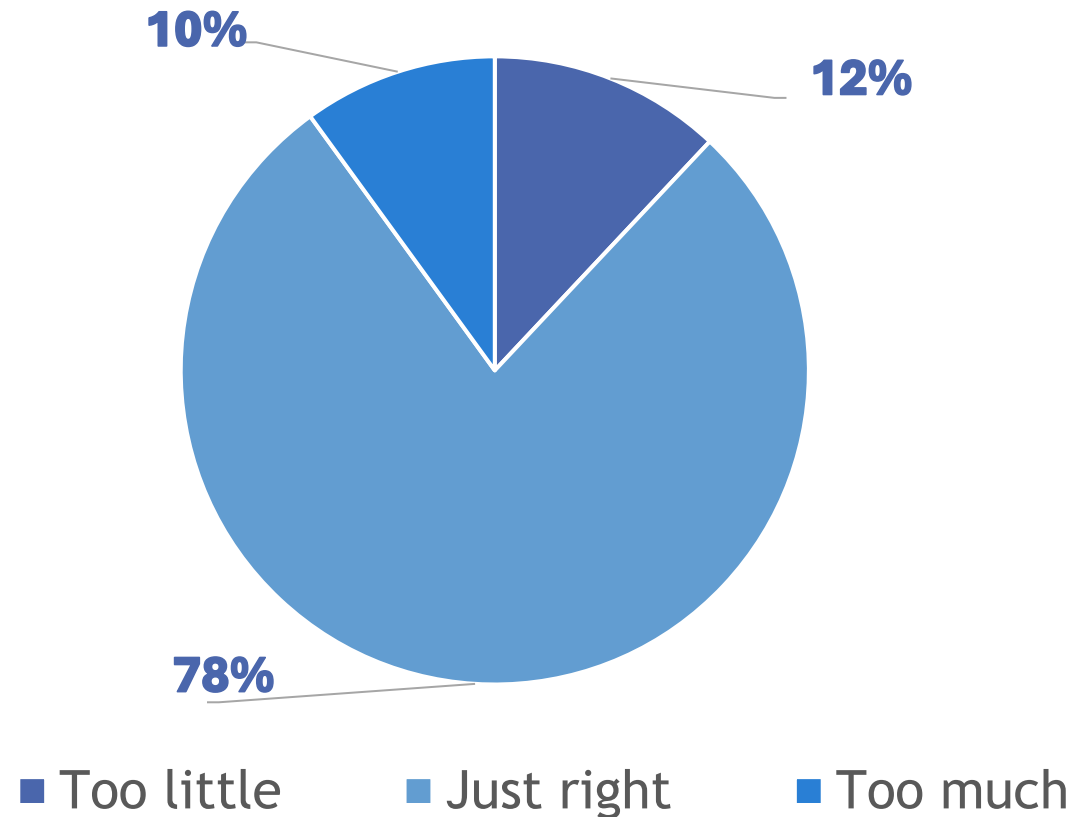
Elementary School Parents- Building Relationships	2025	2024
I believe the school provides an environment that supports my child's sense of well-being.	93%	93%
I believe the school provides an environment that supports my child's sense of belonging.	94%	93%

# 2025 Minnetonka Schools Parent Survey: Elementary School Technology Questions



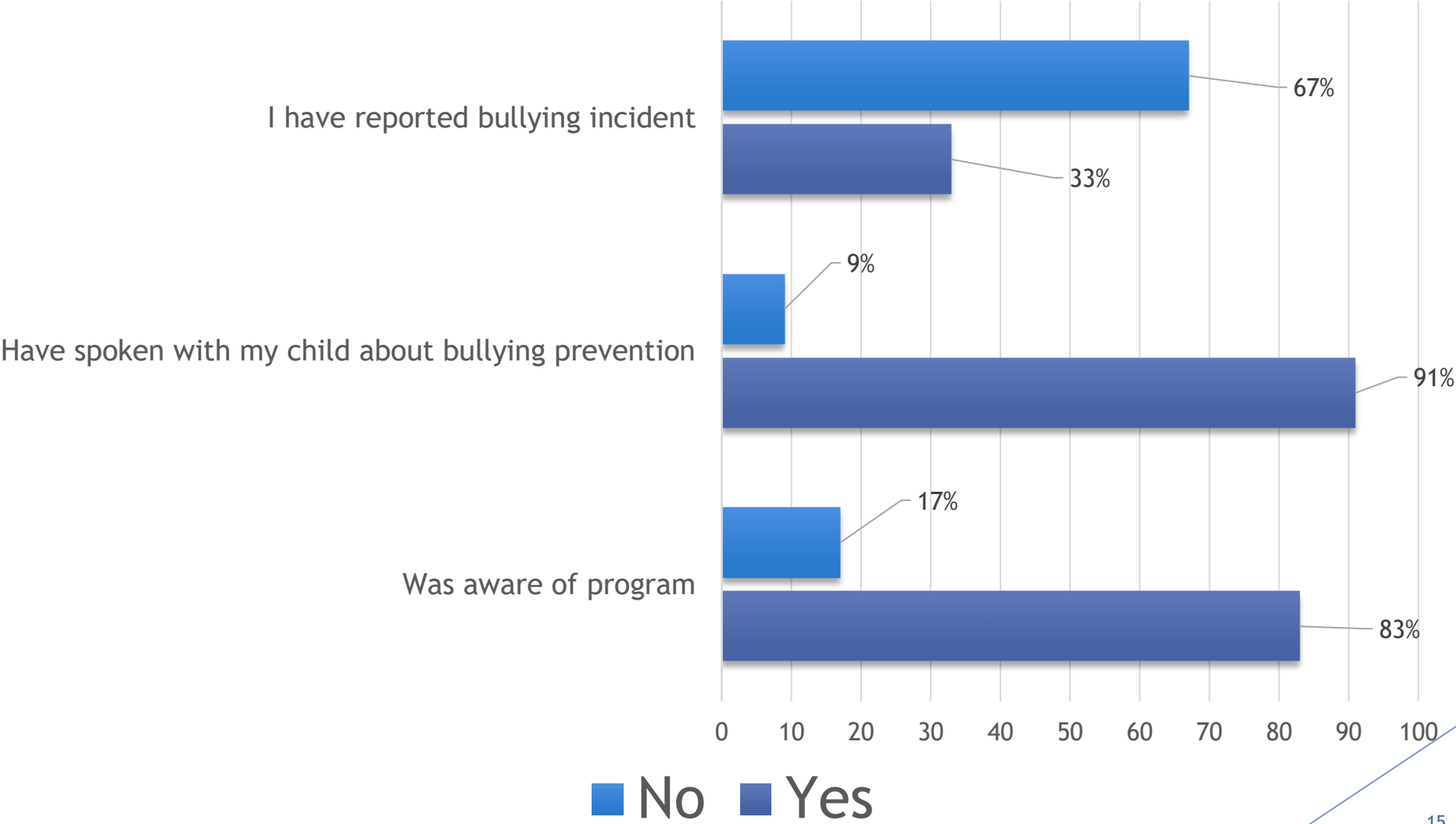
**2025 Minnetonka Schools Parent Survey:** Elementary Parents, consider the homework your child has on average. Is the amount too much, too little, or just right?

## AMOUNT OF HOMEWORK

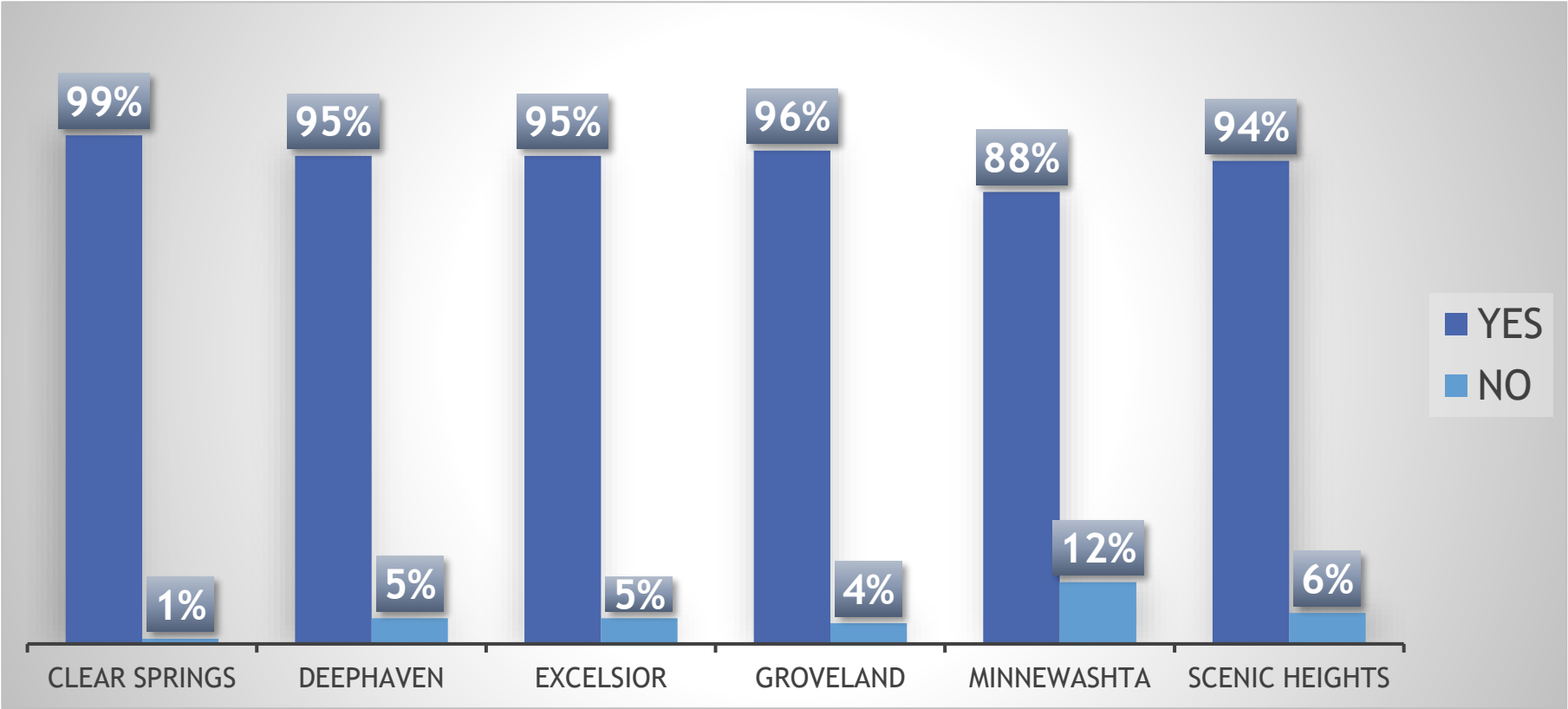


Elementary School Parents- Satisfaction by Subject Area	
Art	93%
Music	96%
Health	95%
Language Arts	95%
Math	94%
Physical Education	97%
Science	95%
Social Studies	96%
World Language (Spanish or Chinese)	93%
Computer Coding	88%
Media	95%

# 2025 Minnetonka Schools Parent Survey: Bullying Prevention



# 2025 Minnetonka Schools Parent Survey: Elementary Parents, would you recommend this school to a friend or neighbor?



Average is 95% Yes, 5% No



## 2025 Minnetonka Schools Parent Survey: Elementary School Parents Advised the District and their Child's School Principal on:

- ▶ 8% (or 85) “Tech Usage and Policy, iPads, Screen Time, Student Cell Phone Usage”
- ▶ 4% (or 48) “Class Sizes”
- ▶ 3% (or 38) “Communication Consistency & Brevity”
- ▶ 3% (or 33) “Academic Skills & Learning”
- ▶ 3% (or 28) “School Scheduling & Time Management”
- ▶ 2% (or 26) “Bullying Prevention & Student Safety”

**2025 Minnetonka Schools Parent Survey:** Elementary School Parents  
Commended the District and their Child's School Principal on:

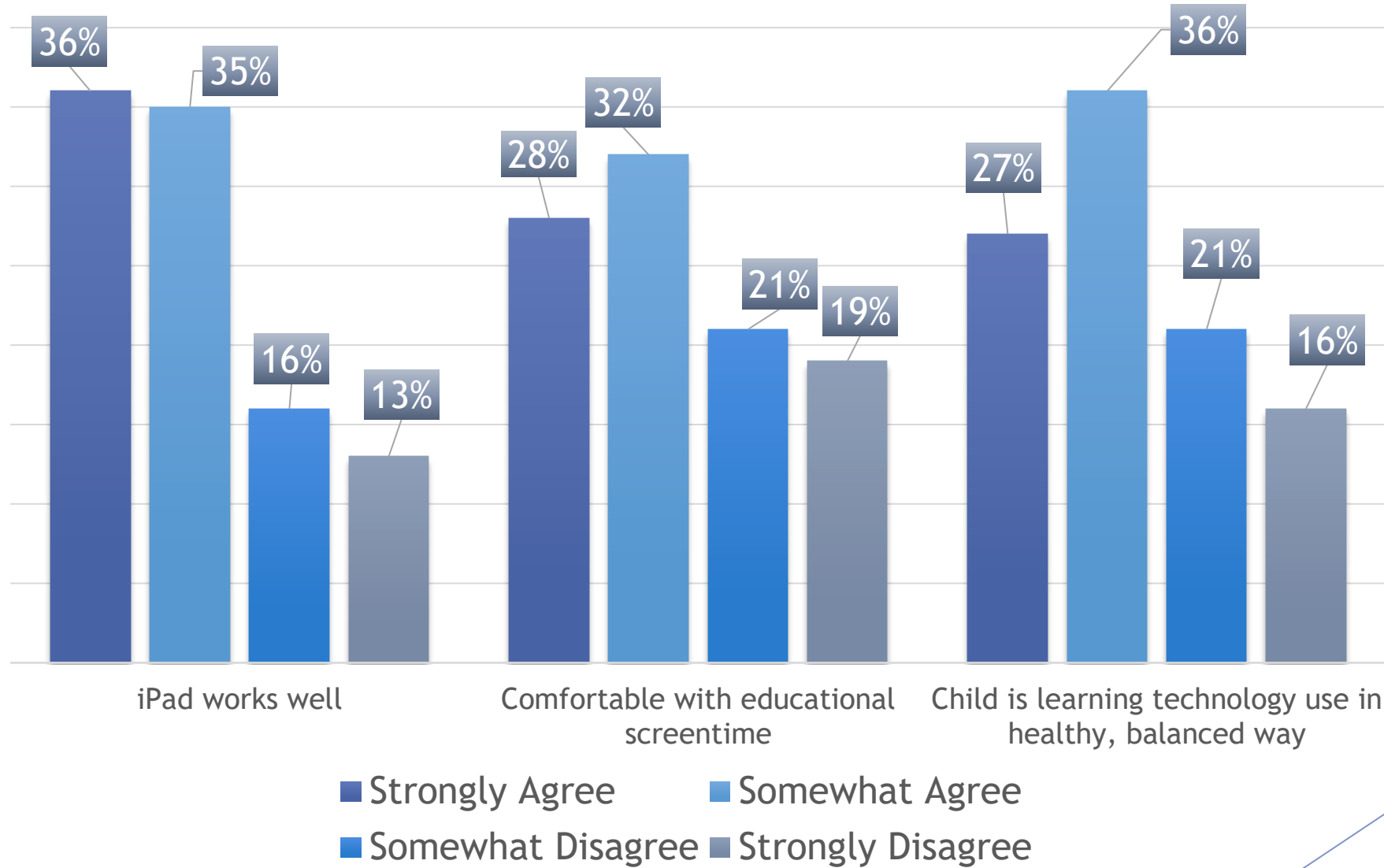
- ▶ 17% (or 189) "Principal Leadership and Personal Connection"
- ▶ 6% (or 68) "Strong Communications"
- ▶ 4% (or 47) "School Culture and Community Building"
- ▶ 3% (or 32) "Student Support & Individual Care"
- ▶ 3% (or 29) "Academic Programs & Innovation"
- ▶ 2% (or 21) "Teacher Quality & Staff Excellence"
- ▶ 2% (or 19) "Special Programs & Services"

# Middle School Education

Middle School Parents- on Teaching and Learning	2025	2024	2023
My child likes school.	85%	85%	86%
My child is treated with respect by the adults at school.	96%	96%	94%
Teachers know my child well.	90%	91%	88%
Teachers care about my child.	94%	97%	95%
Teachers give my child individual attention when needed.	90%	91%	90%
Teachers communicate expectations and instructions well.	89%	89%	91%
Teachers get my child actively involved in his/her learning.	90%	93%	92%
My child is learning effective strategies for academic success.	85%	89%	89%
My child feels that he/she can get the academic help needed.	89%	92%	93%
My child feels successful at school.	90%	92%	89%
Technology is very important to my child's learning.	81%	84%	82%

Middle School Parents- on School Climate	2025	2024	2023
The school is teaching my child about the importance of helping others and giving back.	88%	90%	87%
The school is teaching my child about the importance of being kind to others.	90%	91%	91%
I believe my child will be academically prepared to be successful at the next grade level.	90%	94%	94%
I believe my child will be emotionally/socially prepared to be successful at the next grade level.	91%	94%	94%
I believe the school's curriculum is rigorous and challenging.	91%	93%	92%
I believe the school's curriculum requires my child's best efforts.	88%	91%	90%
Overall, I am satisfied with my child's educational experience.	89%	93%	91%

## 2025 Minnetonka Schools Parent Survey: Middle School Technology Questions



Middle School Parents- Satisfaction by Subject Area	2025	2024	2023
Art	91%	94%	96%
Band	94%	94%	97%
Chinese	89%	95%	91%
Choir	93%	93%	93%
Classroom Music	97%	91%	98%
FACS (grades 6 or 8)	95%	96%	95%
French (grades 7 or 8)	89%	85%	97%
German (grades 7 or 8)	100%	95%	98%
Health	96%	94%	95%
Language Arts	92%	92%	95%

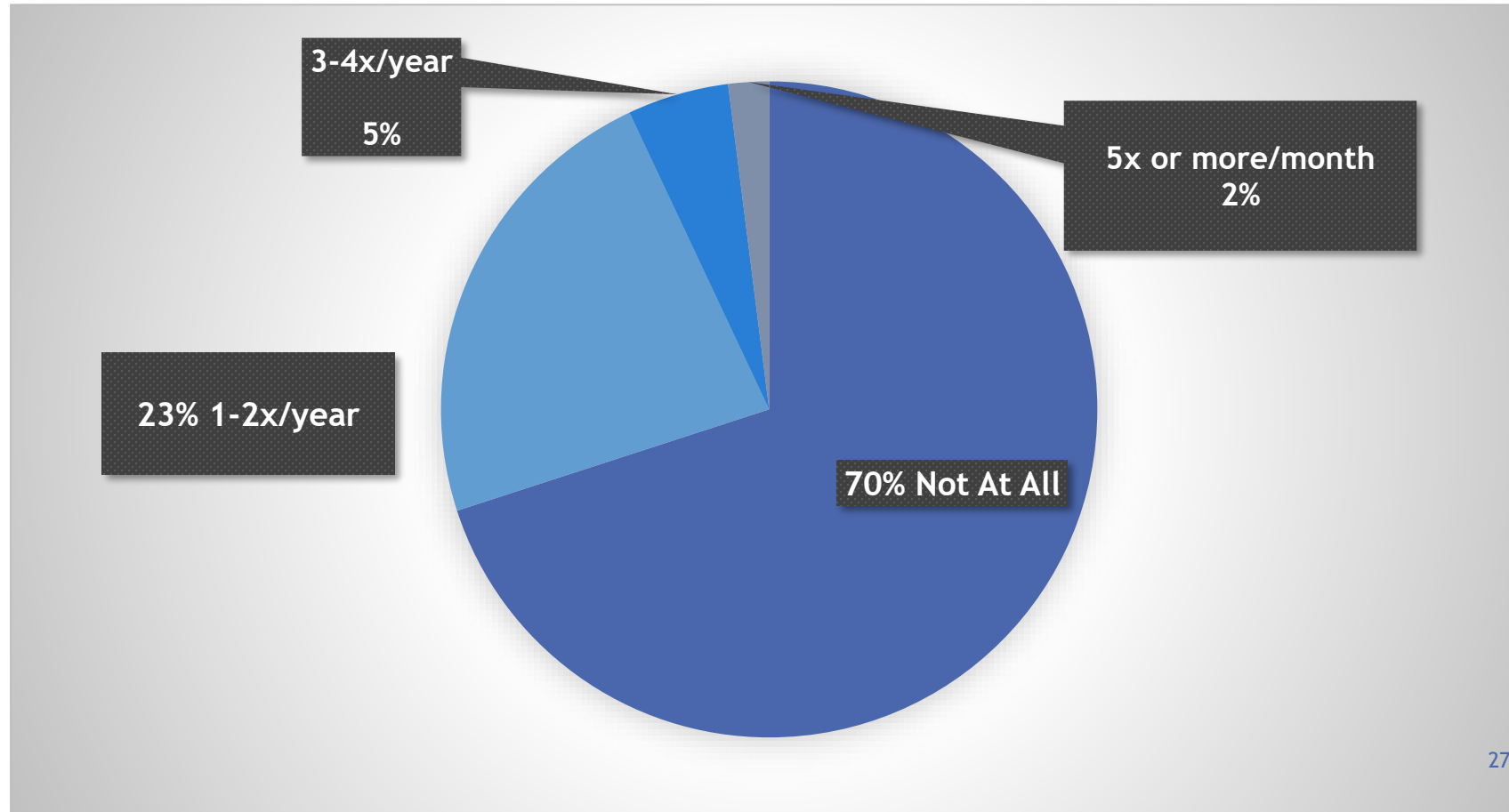
Middle School Parents- Satisfaction by Subject Area	2025	2024	2023
Math	93%	93%	96%
Orchestra	94%	95%	94%
Physical Education	94%	92%	95%
Science	96%	96%	98%
Spanish Immersion	93%	94%	95%
Spanish World Language (grade 7 or 8)	92%	94%	N/A
STEM (grade 6)	94%	98%	98%
Tech Ed (grade 7 or 8)	89%	98%	98%
Social Studies	94%	96%	96%



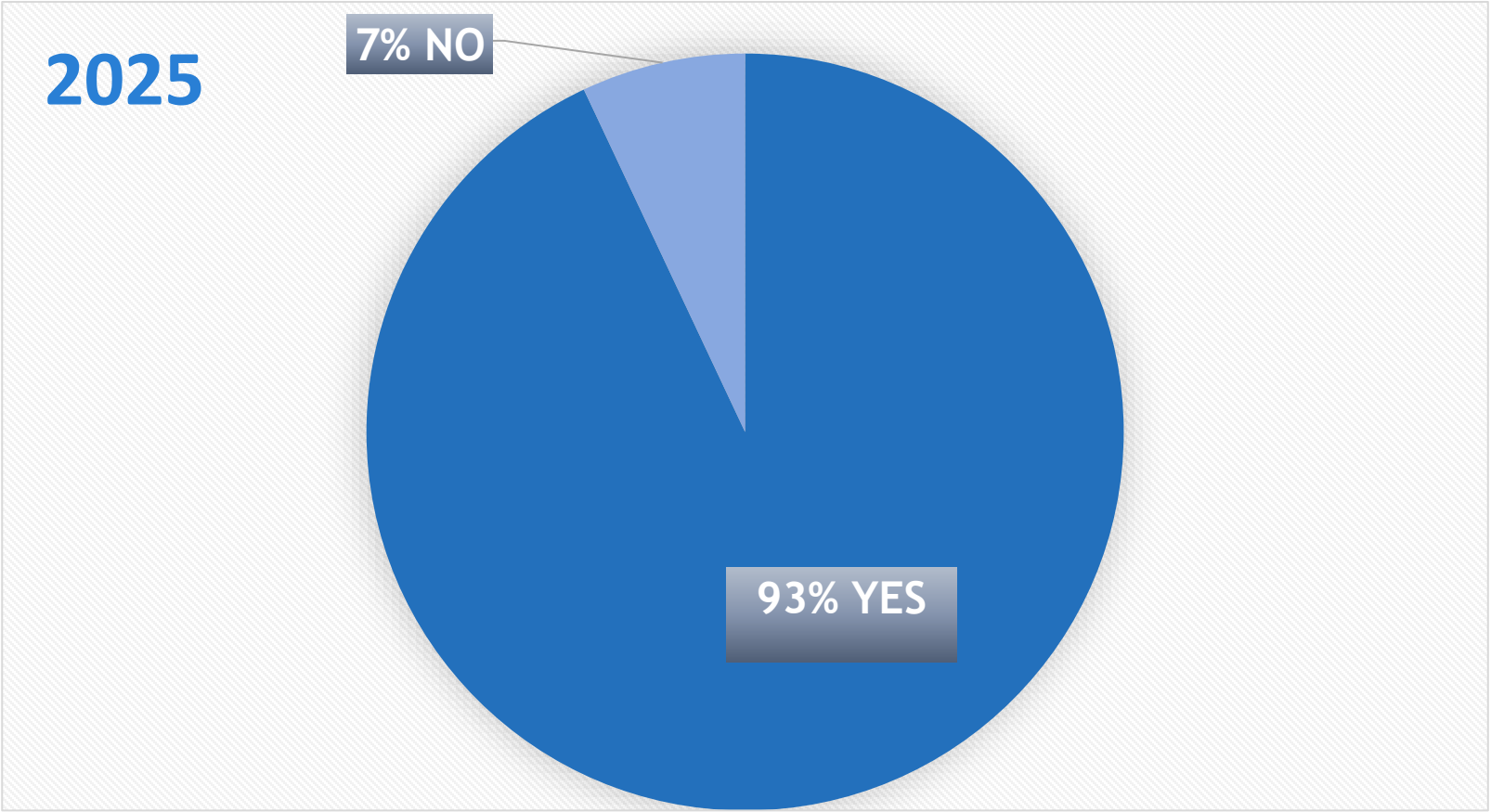
Middle School Parents- Building Relationships	2025	2024
I believe the school provides an environment that supports my child's sense of well-being.	89%	88%
I believe the school provides an environment that supports my child's sense of belonging.	88%	87%

Middle School Parents- on Building Relationships	2025	2024	2023
I am satisfied with communication from teachers as to what my child is learning.	77%	80%	77%
I believe school-to-home communication keeps me well informed about school events.	85%	91%	89%
I am aware of expectations for behavior at school.	95%	95%	96%
Parent-teacher conferences provided useful information for me.	77%	80%	81%
I believe the school provides a safe learning environment.	93%	93%	92%
I feel welcomed by staff at my child's school during the school day.	85%	83%	87%
There is an adult at school with whom my child can talk if there is a problem.	89%	90%	92%
The principal at my child's school is accessible to me when I have ideas, concerns or questions.	90%	89%	95%
I am satisfied with guidance services at my child's school.	85%	88%	88%

**2025 Minnetonka Schools Parent Survey:** Middle School Parents, has your child told you they were bullied at school this year, and if so, how often?



2025 Minnetonka Schools Parent Survey: Middle School Parents, would you recommend your child’s school to a friend or neighbor?



## 2025 Minnetonka Schools Parent Survey: Middle School Parents Advised the District and their Child's School Principal on:

- ▶ 16% (or 74) “Tech Usage & Policy, iPads, Student Cell Phone Usage”
- ▶ 6% (or 28) “Academic Skills & Learning”
- ▶ 5% (or 23) “Communications Consistency & Brevity”
- ▶ 5% (or 20) “Homework & Workload”
- ▶ 4% (18) “School Scheduling & Time Management”
- ▶ 3% (or 15) “Class Sizes”
- ▶ 3% (or 15) “Student Mental Health”
- ▶ 3% (or 13) “Transportation & Pick-up/Drop Off/Parking Logistics”

## 2025 Minnetonka Schools Parent Survey: Middle School Parents Commended the District and their Child's School Principal on:

- ▶ 13% (or 57) "Strong Leadership"
- ▶ 7% (or 31) "Strong Communications & Transparency"
- ▶ 5% (or 24) "Student Support & Development"
- ▶ 5% (or 20) "Positive School Culture & Environment"
- ▶ 3% (or 15) "Academic Innovation & Learning Approaches"
- ▶ 2% (or 11) "Strong Principal/Student Engagement"

# High School Education

High School Parents- on Teaching and Learning	2025	2024	2023
I believe teachers really care about my child.	92%	90%	91%
I believe teachers inspire my child to perform at high levels academically.	91%	91%	87%
I believe my child will be appropriately prepared to advance to the next grade level.	96%	96%	94%
I believe my child enjoys school.	86%	82%	82%
I believe teachers treat students with respect.	95%	94%	96%
I believe the school's curriculum is rigorous and challenging.	97%	95%	94%
I believe the curriculum requires my child's best efforts.	94%	92%	89%
Technology is very important to my child's learning.	86%	86%	86%
My child can apply learning in new ways when using technology in school.	94%	92%	92%
I believe my child is able to pursue an education that is personally meaningful.	92%	92%	90%
Overall, I'm satisfied with my child's educational experience.	92%	91%	90%

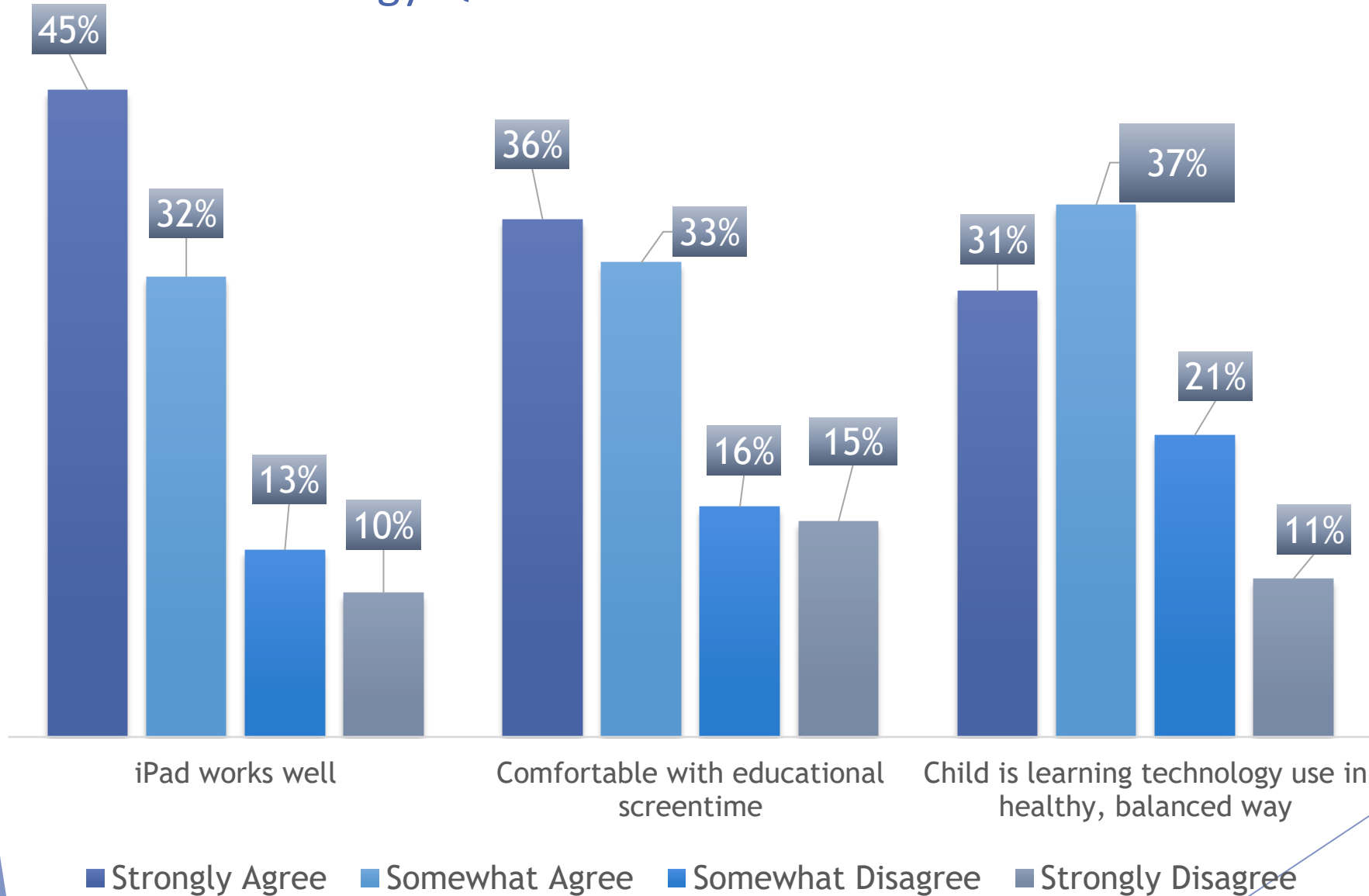


High School Parents- Building Relationships	2025	2024
I believe the school provides an environment that supports my child's sense of well-being.	88%	86%
I believe the school provides an environment that supports my child's sense of belonging.	86%	85%

High School Parents- Satisfaction by Subject Area	2025	2024	2023
Language Arts	92%	92%	95%
Math	95%	94%	96%
Science	96%	97%	97%
Social Studies	93%	92%	97%
Health	90%	93%	94%
Art	96%	95%	99%
FACS	95%	91%	97%
Music	91%	93%	98%
Physical Education	94%	88%	93%
MOMENTUM/Technical Education	95%	90%	99%

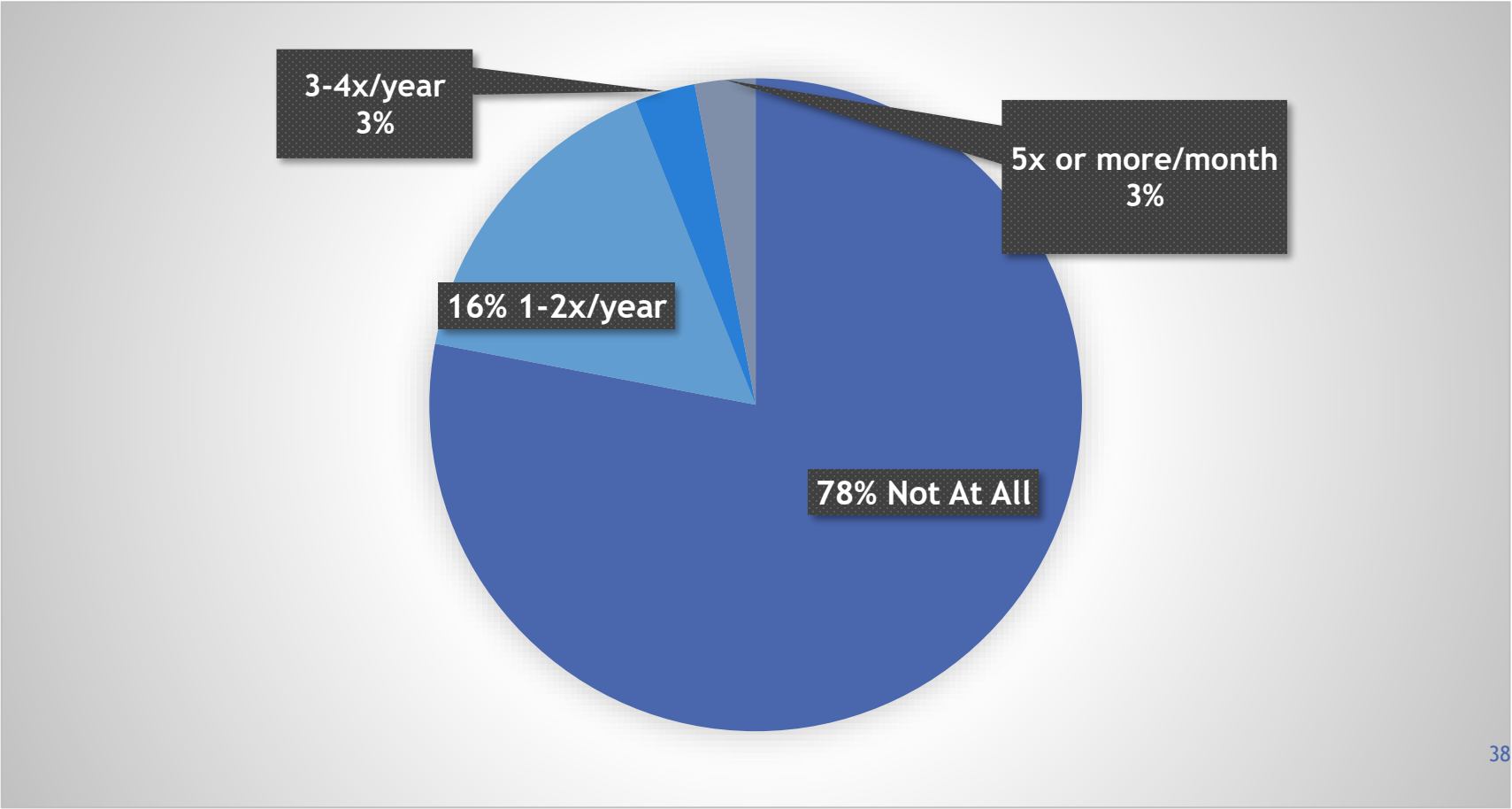
High School Parents- Satisfaction by Subject Area	2025	2024	2023
World Language	95%	91%	94%
International Studies	92%	90%	96%
VANTAGE	95%	90%	95%
IB Diploma	91%	91%	99%
AP	96%	95%	97%
Compass	89%	82%	100%
Business	94%	94%	96%

## 2025 Minnetonka Schools Parent Survey: High School Technology Questions

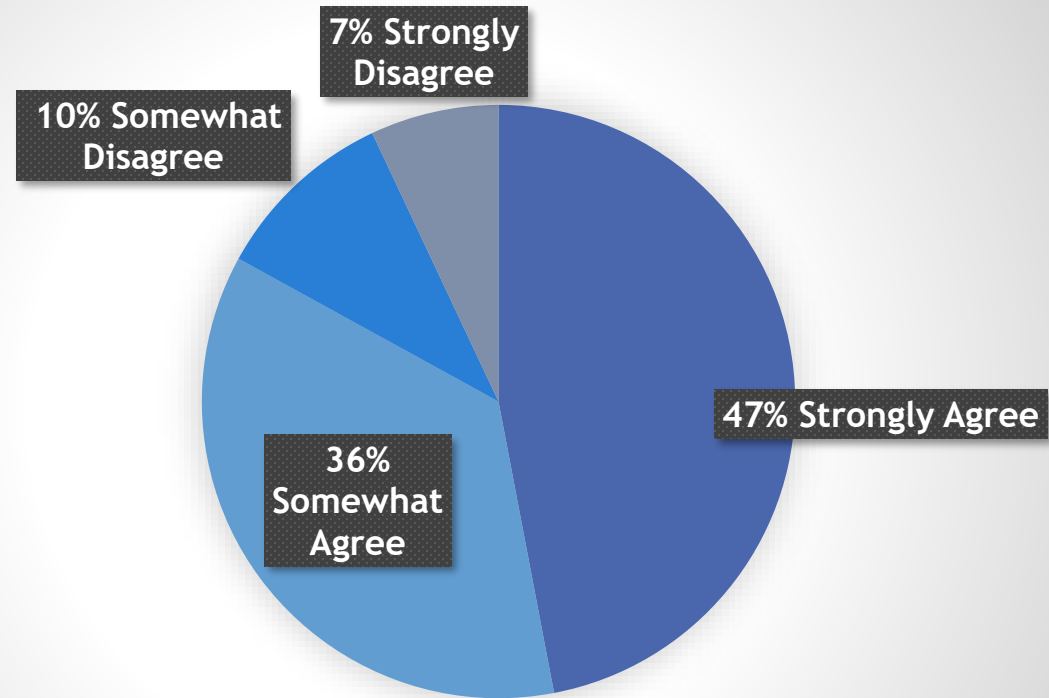


High School Parents- on Building Relationships	2025	2024	2023
I am satisfied with communication from teachers as to what my child is learning.	81%	81%	78%
I am aware of expectations for behavior at school.	96%	96%	97%
I believe the school provides a safe learning environment.	92%	92%	91%
I feel welcomed by staff at my child's school during the school day.	92%	91%	92%
There is an adult at school with whom my child can talk if there is a problem.	88%	87%	89%
The principal at my child's school is accessible to me when I have ideas, concerns, or questions.	89%	88%	87%
I am satisfied with guidance services at my child's school.	81%	84%	71%

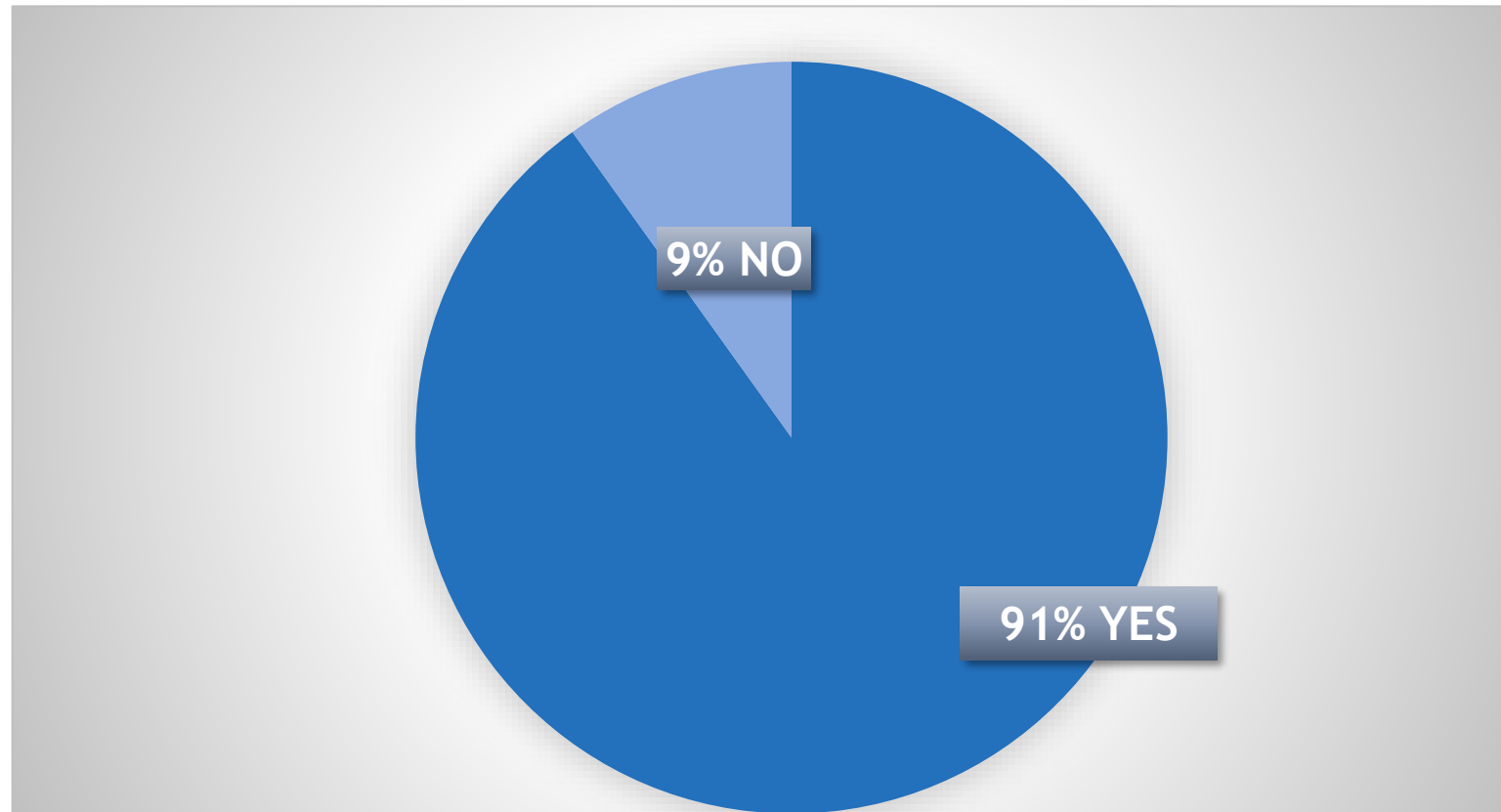
**2025 Minnetonka Schools Parent Survey:** High School Parents, has your child told you they were bullied at school this year, and if so, how often?



## 2025 Parent Survey: The school works cooperatively with parents & community to prevent drug and alcohol use.



## 2025 Minnetonka Schools Parent Survey: High School Parents, would you recommend your child's school to a friend or neighbor?





## **2025 Minnetonka Schools Parent Survey: High School Parents**

Advised the District and their Child's School Principal on:

- ▶ 22% (or 54) "Tech Usage & Policy, Student Cell Phone Usage, Chromebooks vs. iPads"
- ▶ 12% (29) "Academic Skills & Learning"
- ▶ 9% (or 22) "Transportation, Pick-up/Drop-off & Parking"
- ▶ 8% (or 20) "Communications Related to College Counseling"
- ▶ 7% (or 17) "School Culture & Student Support"
- ▶ 7% (or 16) "Sports & Activities- Coaching Quality, Fair Opportunities"
- ▶ 6% (or 15) "School Scheduling & Time Management"

## 2025 Minnetonka Schools Parent Survey: High School Parents Commended the District and their Child's School Principal on:

- ▶ 12% (or 58) "Strong Communications & Transparency"
- ▶ 8% (or 38) "Strong Leadership"
- ▶ 6% (or 29) "Academic Innovation & Learning Approaches"
- ▶ 5% (or 22) "Student Support & Development"
- ▶ 4% (or 20) "Positive School Culture & Environment"
- ▶ 4% (or 18) "Teacher Quality & Staff Excellence"
- ▶ 3% (or 13) "Academic Program Diversity"

# School and District Leadership

## 2025 Minnetonka Schools Parent Survey: School Board and District Leadership Questions

- ▶ School District Administrators are accessible to me if I have ideas, concerns, or questions about the District and its schools.
  - ▶ 84% Strongly Agree or Somewhat Agree (2022: 82%, 2023: 90%, 2024: 83%)
- ▶ School Board Members are accessible to me if I have ideas, concerns, or questions about the District or its schools.
  - ▶ 79% Strongly Agree or Somewhat Agree (2022: 73%, 2023: 84%, 2024: 76%)
- ▶ I trust the Minnetonka School Board and District Administration to do what is right for children in the District.
  - ▶ 85% Strongly Agree or Somewhat Agree (2022: 74%, 2023: 84%, 2024: 79%)
- ▶ Our community receives a good value from its investment in local public schools.
  - ▶ 92% Strongly Agree or Somewhat Agree (2022: 95%, 2023: 96%, 2024: 92%)

## 2025 Minnetonka Schools Parent Survey: School Board and District Leadership Questions

I prefer to engage with the School Board in the following ways (Check all that apply):

**87%** School Board News Email

**33%** School Board Web Pages on District Website

**29%** Emails, Personal Calls, In-person Meetings

**26%** Attending or Viewing School Board Meetings/Study Sessions

**22%** Listening Sessions with School Board

**22%** School News Postcard

## 2025 Minnetonka Schools Parent Survey: School Board and District Leadership Questions

I find the following communication efforts from the District regarding important announcements, events and opportunities to be helpful. (Check all that apply)

- 93%** Emails from Principal
- 71%** Emails from Superintendent
- 46%** Annual Report (Mailed to Families)
- 43%** District Website Content, (Feature Stories, Announcements and Updates)
- 42%** Peachjar E-flyers
- 31%** Social Media (Facebook, Instagram, Twitter, LinkedIn)
- 21%** Posters about Events at Schools
- 18%** Ahoy, Minnetonka! District Podcast
- 17%** School News Postcards (Mailed to Families)
- 17%** Printed Flyers and Brochures
- 14%** Video Updates from My Child's Principal
- 11%** Feature Videos Shared by the District

**2025 Minnetonka Schools Parent Survey:** Innovation is critical to our education system remaining relevant for today's learners. What would you suggest we start or stop doing in our schools to remain relevant to students' needs?

- ▶ 5% (or 87) "Technology Balance, Screen Time & iPad Usage, Student Cell Phone Usage"
- ▶ 3% (or 43) "Artificial Intelligence & Digital Literacy"
- ▶ 2% (or 37) "Expansion of Successful Academic Programs"
- ▶ 2% (or 32) "Outdoor Learning & More Physical Activity"
- ▶ 2% (or 31) "Life Skills & Practical Education"
- ▶ 2% (or 28) "District Tech Info/How-to for Parents"
- ▶ 2% (or 27) "Individual & Advanced Learning Support"
- ▶ 2% (or 25) "Language Program Enhancements"

## 2025 Minnetonka Schools Parent Survey: Parents Advised the District on:

- ▶ 9% (or 146) “Technology Balance, Student Cell Phone Usage, Screen Time & iPad Usage”
- ▶ 5% (or 86) “Class Size & Staffing Concerns”
- ▶ 4% (or 68) “Communication and District Tech Suggestions”
- ▶ 4% (or 59) “Enrollment & District Capacity”
- ▶ 3% (or 52) “Academic Standards & Support for All Learners”
- ▶ 3% (or 44) “Bullying Prevention & School Climate”
- ▶ 2% (or 41) “Budget Priority & Resource Allocation”
- ▶ 2% (or 39) “Homework & Academic Balance”



## 2025 Minnetonka Schools Parent Survey: Parents Commended the District on:

- ▶ 11% (or 184) “Outstanding Leadership”
- ▶ 5% (or 91) “Communication Excellence”
- ▶ 4% (or 67) “Opportunities for Students/Specialized Programs”
- ▶ 3% (or 56) “School Culture & Community Building”
- ▶ 3% (or 48) “Academic Excellence & Program Variety”
- ▶ 2% (or 41) “Individualized Student Support”
- ▶ 2% (or 32) “Immersion Programs & Language Learning”
- ▶ 2% (or 31) “Teacher Quality & Staff Excellence”