


Student
Code of Conduct
2025-2026



#RavensRise



Welcome to the Nest



Principal: Mrs. Romanelli

6th grade Assistant Principal: Ms. Wilson


7th grade Assistant Principal: Mr. Seda-Toro

8th grade Assistant Principal: Ms. Towle

CFISD Officer: Officer Brooks



	Classroom	Cafeteria	Hallway & Flex	Restroom	Bus	Extracurricular Events	Technology Social Media
R Responsibility "Be reliable and trustworthy"	<ul style="list-style-type: none"> -Arrive on time & be prepared -Follow defined expectations -Return materials to the proper place 	<ul style="list-style-type: none"> -Maintain appropriate noise levels at all times -Clean your eating area -Wait patiently in line -Know and follow lunch procedures 	<ul style="list-style-type: none"> -Maintain appropriate noise levels -Move directly to your designated area -ID Badge visible around neck -Throw trash away 	<ul style="list-style-type: none"> -Get in and out of restroom quickly -Flush toilet and wash your hands -Throw trash away -Maintain a clean environment 	<ul style="list-style-type: none"> -Maintain a noise level that allows the driver to be heard by all students -Follow all driver directives -Clean up any trash in your area 	<ul style="list-style-type: none"> -Positive words and appropriate language -Follow adults' directives at all times -Be a role model to others -Pick up trash that isn't yours 	<ul style="list-style-type: none"> -Use for schoolwork only -Only encouraging words and pictures -Practice internet safety
I Integrity "Do what's right"	<ul style="list-style-type: none"> -Be polite and courteous -Do your own work -Be accountable for your actions -Participate in the lesson -Learn from mistakes 	<ul style="list-style-type: none"> -Be polite and show kindness -Keep all food and drinks inside the cafeteria -Throw trash away 	<ul style="list-style-type: none"> -Do the right thing, even when no one is watching -Respect hallway displays and property -Be honest in your words and actions 	<ul style="list-style-type: none"> -Use the closest restroom -Be mindful of the privacy of others -Leave promptly 	<ul style="list-style-type: none"> -Be polite and courteous -Ride your assigned bus -Scan badge on/off -Throw trash away 	<ul style="list-style-type: none"> -Be polite and courteous -Represent your best self -Arrive and depart on time -Be where you're supposed to be -Throw trash away 	<ul style="list-style-type: none"> -Be polite and courteous -Avoid cyber bullying or harassment -Protect your digital footprint
S Safety "Always be aware"	<ul style="list-style-type: none"> -Respect personal space -Follow all safety procedures -Report problems and concerns -Display your badge 	<ul style="list-style-type: none"> -Use two hands to carry lunch trays -Remain seated -Refrain from throwing items -Maintain personal space 	<ul style="list-style-type: none"> -Walk with purpose -Keep hands, feet, and objects to yourself -Keep moving, don't block hallways or doorways -Display your badge 	<ul style="list-style-type: none"> -Obtain a bathroom pass before going -Report any issues to an adult 	<ul style="list-style-type: none"> -Stay seated when bus is moving and face forward -Travel in designated seats -Keep hands, feet, and all objects to yourself 	<ul style="list-style-type: none"> -Keep hands, feet, and belongings to self -Follow event rules and procedures 	<ul style="list-style-type: none"> -Do not share passwords -Be a good digital citizen -Use only approved sites -Bring violations to an adult's attention
E Excellence "High quality"	<ul style="list-style-type: none"> -Model appropriate behavior -Take ownership of learning -Think critically -Excel academically -Persevere through challenges 	<ul style="list-style-type: none"> -Model appropriate behavior -Take ownership of actions -Show appreciation for staff -Use inside voices 	<ul style="list-style-type: none"> -Model being on time -Take ownership of actions -Strive for your best -Demonstrate Raven Pride 	<ul style="list-style-type: none"> -Model appropriate use of time -Take ownership of actions -Use restroom between classes 	<ul style="list-style-type: none"> -Model appropriate behavior -Take ownership of actions -Show appreciation for driver 	<ul style="list-style-type: none"> -Model appropriate behavior -Take ownership of actions -Attend events and show support -Demonstrate Raven Pride 	<ul style="list-style-type: none"> -Model appropriate use of tech -Take ownership of actions -Demonstrate Raven Pride



#RavensRise



Code of Conduct

Code of Conduct applies to **ALL CFISD** property

Student
Code of Conduct



2025-2026

CYPRESS FAIRBANKS
INDEPENDENT SCHOOL DISTRICT

The Code of Conduct is intended to help the school run smoothly and provide safety, to maximize opportunities for all students to learn

You can be held accountable for any social media/cyber activity, at any time that impacts or disrupts school activities on CFISD property



How does the Code
apply to you?



#RavensRise



Buses



SAFE Bus Expectations

S	SHOW RESPECT	APPROPRIATE VOICE LEVEL HANDS AND FEET TO SELF USE POSITIVE SCHOOL LANGUAGE BACKPACK AND BELONGINGS IN YOUR LAP
A	ACT ACCOUNTABLE	BADGE ON AND OFF SIT AND REMAIN IN YOUR ASSIGNED SEAT GET ON/OFF AT CORRECT STOP SEE SOMETHING, SAY SOMETHING
F	FOLLOW DIRECTIONS	ENTER AND EXIT THE BUS APPROPRIATELY WEAR YOUR SEATBELT DO WHAT THE DRIVER INSTRUCTS NO FOOD OR DRINK ON THE BUS
E	ENCOURAGE KINDNESS	SPEAK KIND WORDS TO EACH OTHER BE HELPFUL PRACTICE COMPASSION BE A POSITIVE LEADER

Once the bus doors close

- You will not be permitted to enter or exit the bus

ALL bus riders **MUST** have a badge with a picture or they will NOT be allowed to ride the bus

	BUS
R Responsibility "Be reliable and trustworthy"	<ul style="list-style-type: none"> -Maintain a noise level that allows the driver to be heard by all students -Follow all driver directives -Clean up any trash in your area
I Integrity "Do what's right"	<ul style="list-style-type: none"> -Be polite and courteous -Ride your assigned bus -Scan badge on/off -Throw trash away
S Safety "Always be aware"	<ul style="list-style-type: none"> -Stay seated when bus is moving and face forward -Travel in designated seats -Keep hands, feet, and all objects to yourself
E Excellence "High quality"	<ul style="list-style-type: none"> -Model appropriate behavior -Take ownership of actions -Show appreciation for driver 

Buses

Bus Incidents/Referrals
can lead to bus
suspensions

Practice R.I.S.E Behaviors



Safety



Ravens Rise



Doors

Exterior Doors must remain closed and locked at all times

If you see an adult at an outside door alert a staff member

Do not open an exterior door, even if it is a student or teacher

Badges



**All students must wear their
badge with the school issued
lanyard around their neck at all
times**

Badges



Temporary Badges

- Students must get a temporary when entering the building
- All students must get a temporary prior to 3rd period if lost
- Teachers will request a badge and it will be delivered to you
- **NO BADGE = NO BUS**



Clear Backpacks

- All students must bring a clear backpack to school
- All athletic bags/instruments must be put away before school
- **No Mesh or Frosted Bags**
- Students are allowed (1) non-clear bag that is 9x6x5

NOT CLEAR



NOT HERE!



HALLWAY & FLEX

R

Responsibility
"Be reliable and trustworthy"

- Be polite and courteous
- Phones and earbuds out of sight
- Dress for success
- ID Badge visible around neck
- Throw trash away

I

Integrity
"Do what's right"

- Do the right thing, even when no one is watching
- Respect hallway displays and property
- Be honest in your words and actions

S

Safety
"Always be aware"

- Walk with purpose
- Keep hands, feet, and objects to yourself
- Keep moving, don't block hallways or doorways
- Display your badge

E

Excellence
"High quality"

- Model being on time
- Take ownership of actions
- Strive for your best
- Demonstrate Raven Pride



Safety



Metal Detectors

Trained Dogs

Cameras (even on the bus)

One Way Hallways & Stairwells

Assigned seating at lunch

- **AM** - Must remain in the cafeteria, and follow dismissal processes (throw away all trash)
- **Lunch** - Must sit with your class, and follow dismissal processes

Safety Drills

- Remain Quiet
- Listen to Announcements
- Listen to the Teacher
- Stay with your class group
- Walk in a single file line out of the building
- We are looking out for Everyone



Bullying is...



- Bullying is a single act or pattern of acts by one or more students
- Bullying behavior displays an imbalance of power that is written, verbal, electronic or physical
- Bullying is threatening or abusive to the educational environment and possibly causes fear, physical harm and/or property damage

Bullying is not...



- You and another student calling each other names
(No imbalance of power)
- Another student not wanting to be your friend anymore
- Someone not liking your clothes or haircut
- Being in an argument with others
- Exchanging roasts - roasting
- Some actions and words are just mean - They are still wrong-- even though they are not bullying.

How to Report Bullying / Cyber-Bullying



- Tell a trusted adult - Teacher, Counselor, Assistant Principal, Coach, etc.
- Come write an incident report in the AP or Counselor office
- Use the CFISD Tipline
 - Anonymous - can be done from a computer or phone

SAY SOMETHING



&



CONTENT WARNING

This training includes discussions and images around such topics as violence, bullying, suicide, and self-harm.

This may be difficult for some students. If you are concerned about any of this content now, during, or after this training, please let your teacher, counselor or another staff member know immediately.

**OVERALL, SCHOOLS
ARE SAFE.**

**HOWEVER, SCHOOLS
ARE NOT IMMUNE TO
VIOLENCE AND
THREATS.**



CFISD



IT'S IMPORTANT TO KNOW THAT...

People often show warning
signs before they hurt
themselves or others.



100%

of school attackers exhibited
warning signs before their attack.



WHAT IS A WARNING SIGN?

Something someone says or does that shows they may be **PLANNING TO HARM** others.



WARNING SIGNS A PERSON MAY BE...

PLANNING TO HARM OTHERS X

- Being obsessed with weapons or school shootings.
- Talking about hurting people.
- Talking or posting about an upcoming attack.
- Bringing a weapon to school.

IN CRISIS X

- Big changes in personality or appearance.
- Withdrawal from friends and activities.
- Refusing to go to school.
- Being physically or verbally abused.
- Cruelty to animals.
- Being bullied or bullying others.




WHAT IS A THREAT?

When someone communicates that they **PLAN TO HARM** others.

"I'M GOING TO TAKE THEM ALL OUT."

"THEY WILL REGRET THEY EVER MET ME."





DON'T COME TO SCHOOL TOMORROW

Don't come to school tomorrow

**SOCIAL MEDIA IS A MAIN
SOURCE OF WARNING
SIGNS AND THREATS.**





REMEMBER!

**WHEN YOU SEE WARNING
SIGNS OR THREATS**

**ACT IMMEDIATELY AND TELL
SOMEONE!**




Tip Line



An even easier way
to make anonymous
safety tips.

Text "**CFISD**"
to 738477

cfisd.net/safety | [#CFISDsafety](https://twitter.com/CFISDsafety)





After School




Ravens Rise

Tutorials

- You must have permission form a parent to stay for tutorials/opportunity lab
- **Yellow** = Parent Approval pass that is given to your teacher
- **Pink** = Pass from teacher for you to stay after school
- All students staying or tutorials must be in LGI-1 by **3:15**

Anthony Middle School
After School Permission Slip


ANTHONY
MIDDLE SCHOOL

Name: _____ Grade: 6 7 8

Subject: Reading Language Arts Math
Science Social Studies Elective
Other: _____

Circle One: **Tutoring** **Opportunity Lab**

Date: ____/____/____
Month Day Year

Teacher: _____ Rm: _____

Students must check into LGI 1 for tutoring by 3:15 pm.

- With consideration for our staff's family time, we kindly request that parents arrive in the car rider line by 4:10 pm for after-school tutorial sessions.
- Students will be dismissed from tutorials at 4:15 pm and will report to study hall, if not being picked up by a parent, and will ride the late bus home.

I give permission for my student to stay for tutorials/Opportunity Lab.

☐ My student will walk home at 4:15 pm.
☐ I will pick my student up at 4:15 pm.
☐ My student will ride the late bus home.

Parent Signature

Date:

Students:

- Parents must sign for you to stay after school.
- Give this pass to your teacher the day before your after school tutorials.

Tutorials

- Student who **do not arrive** to LGI-1 by 3:15 will be asked to have a parent pick them up
- Students will be picked up from LGI-1 by their teacher
- **After tutorials** students may be picked up at Door 23
- Students riding the late bus will report back to LGI-1 for study hall

Anthony Middle School
After School Tutorial Pass

Name: _____ Grade: 6 7 8


Subject: Reading Language Arts Math
Science Social Studies Elective
Other: _____

Circle One: **Tutoring** **Opportunity Lab**

Date: _____ / _____ / _____
Month Day Year

Teacher: _____ Rm: _____

Students must check into LGI 1 for tutoring by 3:15 pm.


ANTHONY
MIDDLE SCHOOL

Study Hall



- 4:05 to 5:05
- A quiet and calm place for students to complete work while waiting to be picked up
- Students must sign in with the study hall teacher
- Students must be reading or working on assignments quietly
- Students who cannot follow expectations in Study Hall may be removed and/or prevented from attending Study Hall in the future.



After School Events

- Students must have a badge to enter
- All FINES AND FEES must be PAID
- Enjoy the event - no excessive walking around
- May not leave and return
- No outside food or drink allowed
- Throw away all trash
- Must have a ride home before the event ends

 ANTHONY MIDDLE SCHOOL	EXTRACURRICULAR EVENTS
R Responsibility "Be reliable and trustworthy"	<ul style="list-style-type: none">-Positive words and appropriate language-Follow adults' directives at all times-Be a role model to others-Pick up trash that isn't yours
I Integrity "Do what's right"	<ul style="list-style-type: none">-Be polite and courteous-Represent your best self-Arrive and depart on time-Be where you're supposed to be-Throw trash away
S Safety "Always be aware"	<ul style="list-style-type: none">- Keep hands, feet, and belongings to self- Follow event rules and procedures
E Excellence "High quality"	<ul style="list-style-type: none">-Model appropriate behavior-Take ownership of actions-Attend events and show support-Demonstrate Raven Pride




Attendance



Ravens Rise

What if I Miss School?

- **Bring a note** from home signed by an adult for why you missed a day of school
- **Excessive Absences** (Miss more than 10%)
 - Law states you must attend school
 - If you miss too many days of school you will need to make up time to regain credit (Tutorials or DHall)
- An Administrator or member of the attendance committee may visit your home if you fail to attend.



Ravens Rise by being on Time

- School starts at **7:45 am**
- Breakfast will be eaten in the cafeteria - students will be dismissed by grade to class starting at **7:30**
- **Tardies**
 - **You are Tardy when** you do not have both feet across the threshold of the classroom door when the bell rings.
 - Consequences will be assigned starting Monday, August 25th.







Technology



Ravens Rise

Chromebooks

- Technology is for instructional purposes only on campus
- Bring you charged laptop everyday
- **NO** technology should be used in the hallways, bathrooms, locker rooms or cafeteria - it should be closed and put away
- If you damage / break your device you will be charged (LTE Central)

 ANTHONY MIDDLE SCHOOL	TECHNOLOGY SOCIAL MEDIA
R Responsibility "Be reliable and trustworthy"	<ul style="list-style-type: none">-Use for schoolwork only-Only encouraging words and pictures-Practice internet safety
I Integrity "Do what's right"	<ul style="list-style-type: none">-Be polite and courteous-Avoid cyber bullying or harassment-Protect your digital footprint
S Safety "Always be aware"	<ul style="list-style-type: none">-Do not share passwords-Be a good digital citizen-Use only approved sites-Bring violations to an adult's attention
E Excellence "High quality"	<ul style="list-style-type: none">-Model appropriate use of tech-Take ownership of actions-Demonstrate Raven Pride 

TAKING CARE OF YOUR CHROMEBOOK

General

- You are responsible for the care of the Chromebooks.
- Chromebooks should never be taken to an outside computer service for repairs.
- **Keep food and drinks away.**
- Insert cords, cables, and removable storage devices carefully.
- Avoid exposing Chromebooks to extreme temperatures, such as leaving them in a car.
- Keep Chromebooks free of writing, drawings, or stickers.

Carrying/Screen Care

- Always hold Chromebooks with care and never lift Chromebooks by the screen.
- Never carry Chromebooks with the screen open.
- Do not apply/add pressure to the top of a closed Chromebook.
- Before closing the lid, ensure nothing is on the keyboard(e.g., pens, pencils, notebooks, etc).
- Clean the screen only with a soft, dry microfiber or anti-static cloth.

Battery/Updates

- Charge your Chromebook regularly to ensure it is ready for use when needed.
- Avoid letting the battery drain completely.
- Unplug your Chromebook after it has reached 100%.
- Keep your Chromebook's software up to date by regularly bringing your device to school.
- Report any software issues by creating an LTEC ticket.
- Do not try to install unauthorized software or applications on the Chromebook.

TAKING CARE OF YOUR CHROMEBOOK

Security

- Never share your Chromebook password or login information with others.
- Report any suspicious activity or security concerns to the school immediately.
- If lost, report immediately by submitting a ticket.
- If stolen, submit a ticket along with a police report.

Fees/Fines

- Chromebooks that are found to be intentionally damaged will result in a fee that will be assessed to the student through School Cash.

Item	Total
Chromebook Charger	\$30
Chromebook 300e Replacement	\$427
Chromebook 500e Replacement	\$579

Additional Information

- The Chromebook is CFISD property and issued to students for educational purposes.
- The Chromebook is for temporary use until graduation or withdrawal.
- If students leave the school they attend or CFISD, the device must be returned to the campus immediately or a fee will be assessed in School Cash.

Chromebooks

DIGI SAFE- monitors students computers and sends the information to CFISD

Students who search for things that could cause harm to themselves or others will be investigated.



Electronic Devices

- All Electronic Devices must be **POWERED OFF** and put **in the Students backpack**
- Put away from the time your **ENTER** the building until the time you **EXIT** the building
- If it is seen, or out, it will be confiscated and consequences assigned
- Refusal to comply with confiscation will have additional consequences



All Personal electronic devices must remain **powered off & in the students backpack** from the time they enter the building, until exiting the building at dismissal

First Offense

Confiscation of Device

Referral is submitted

Student may pick up at the end of the day

Second Offense

Confiscation of Device

Referral is submitted

Parent/Guardian must pick up the device

Third Offense +

Confiscation of Device

Referral w/ D-hall, DMC, Code of Conduct Consequences

Parent/Guardian must pick up the device



Dress Code



Ravens Rise

Dress for Success

- Clothing choices should not interrupt the learning environment
- Shall not create a health or safety hazard
- Should be appropriate and modest in length
- Should meet the guidelines set forth by CFISD and our R.I.S.E expectations on campus

ANTHONY

Dress Code Guidelines

See the [CFISD student handbook](#) for more details about student dress.

Weekend clothes are not the same as school clothes.
Please keep these in mind when school shopping!

GUIDELINES	ALLOWED	NOT ALLOWED
<h3>BOTTOMS</h3> <ul style="list-style-type: none"> • Shorts, Skirts, dresses and holes in jeans must be mid-thigh or lower. • Pants worn at waist. • Leggings must be worn with shirt that covers bottom all the way around. 		<p>NO Lululemon/Nike running shorts, skorts, or skirts</p>
<h3>TOPS & SHIRTS</h3> <ul style="list-style-type: none"> • No underclothing, midsection, torso, back, chest, breasts, or cleavage should be showing. • No spaghetti straps. • Hoodies allowed as outerwear only. 		<p>NO crop tops, NO see through tops & NO off the shoulder shirts, NO muscle shirts</p>
<h3>SHOES, PAJAMAS, BLANKETS & HATS</h3> <ul style="list-style-type: none"> • No house shoes or house slippers. • No hats. • Pajamas, and blankets are not allowed on campus. 		

Dress code violation

- Warning & opportunity to change – Parent Contact
- If you can not correct your violation you will be placed in DMC for the rest of the day
- Repeated violations will result in additional consequences

ANTHONY

Dress Code Guidelines

See the [CFISD student handbook](#) for more details about student dress.

Weekend clothes are not the same as school clothes.
Please keep these in mind when school shopping!

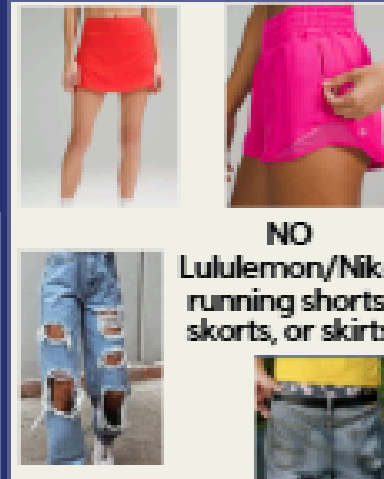

GUIDELINES

ALLOWED

NOT ALLOWED

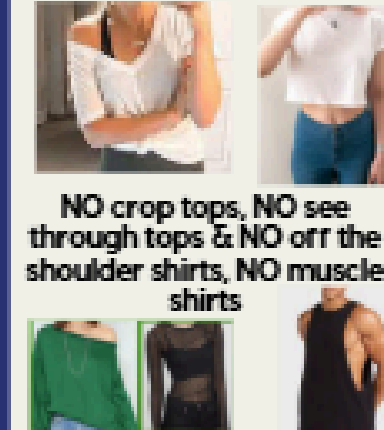

BOTTOMS

- Shorts, Skirts, dresses and holes in jeans must be mid-thigh or lower.
- Pants worn at waist.
- Leggings must be worn with shirt that covers bottom all the way around.





TOPS & SHIRTS

- No underclothing, midsection, torso, back, chest, breasts, or cleavage should be showing.
- No spaghetti straps.
- Hoodies allowed as outerwear only.



SHOES, PAJAMAS, BLANKETS & HATS

- No house shoes or house slippers.
- No hats.
- Pajamas, and blankets are not allowed on campus.





Code of Conduct Review



Ravens Rise

Level I Violations



- Tardy
- Eating/drinking in non-designated areas
- Not bring class supplies/materials
- Possessing nuisance items
- Refusing class rules
- Sleeping in class
- Running, making excessive noise
- Talking out
- Interrupting the classroom order

Level II Violations



- Repeated Level I
- Electronic device violations
- Altering school records/signing another persons name
- Cheating/copying work
- Refusing to wear ID badge
- Skipping class
- Public display of affection
- Physical Contact (unwanted)
- Truancy
- Verbal/Physical Taunting
- Interfering with class order
- Lunch/Restroom misconduct
- Selling or purchasing merchandise
- Failure to comply with school discipline
- Refusing to comply
- Unauthorized alteration or deletion of digital materials

Level III Violations



- Repeated Level I & II violations
- Fighting
- Disorderly Behavior
- Bringing a device that appears to be a weapon (firearm, knife, club, etc)
- Disrespect of school personnel or visitors (teacher, secretary, cafeteria worker, substitute, parent, etc.)
- Giving False information during an investigation
- Physical contact resulting in injury
- Failure to immediately report a harmful situation of object
- Participation or membership in an illegal organization; such as a click, gang cult, or any criminal group

Level III Violations



- Horseplay
- “Play” fighting
- Slap-boxing
- Dunking
- Pushing/Shoving
- Slapping

WILL RESULT in a Behavior
referral

A **FIGHT** is defined as physical conflict between two or more students


- A fight occurs when the student strikes back and actively engages in the altercation
- Fighting in the cafeteria will result in an additional consequence of removal from the cafeteria for at least one week.

- ** A summons may be issued for you & your parents to appear in court**

Conflict Resolution



- If you are upset – Don't try to solve it yourself
- Talk to a trusted adult
- Avoid the situation and come to an administrative office
- Get help with Mediation



Level III Violations



- Interfering with programs/operations, school authorities, or instruction
- Misusing over the counter medications
- Possessing objects or substances that could cause harm to others
- Any acts that are harmful to the health and safety, inhibit rights or are detrimental to school
- Stealing or possession of stolen property
- Using or making profane, obscene, indecent language or gestures
- Using or making racially/ethnically offensive remarks or gestures
- Possession/Use of nicotine vape or e-cigarettes
- Forgery/Gambling/Blackmail

Level III Violations



- Threat to a student, employee or volunteer
- Using a recording device that invades the privacy of others without consent
- Vandalism or defacing district or personal property (including district devices)
- Harassment - physical, verbal, written, digital or sexual
- Creating or possessing a hit list
- Bullying / Cyber-Bullying
- Misuses of district technology
- Failure to report
- Dating violence
- False Tip Line information

Level IV Violations



- Violating tobacco/smoking policy (including but not limited to Vapes, E-Cigarettes, cartridges, matches, lighters, etc.)
 - Any student in possession, using, selling, giving or delivering a THC e-cigarette / vape on school premises or at any school event WILL be assigned a consequence at the district DAEP - ALC West
 - Any student in selling, giving or delivering an e-cigarette / vape on school premises or at any school event WILL be assigned a consequence at the district DAEP - ALC West
- Assault
- Alcohol
- Level III misconduct that seriously disrupts the orderly process of the school and/or is severe and harmful to others

Ravens
R.I.S.E



Let's
Have a
great year