



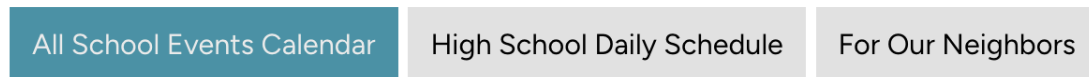
How To Subscribe to the All School Events Calendar

The All School Events calendar includes community events. Some examples include Friday Morning Singing, Commencement and uniform exchanges.

1. Select the **Calendar** button on the website header or visit:
<https://www.sacredsfs.org/calendar>

2. In the **All School Events Calendar** tab.

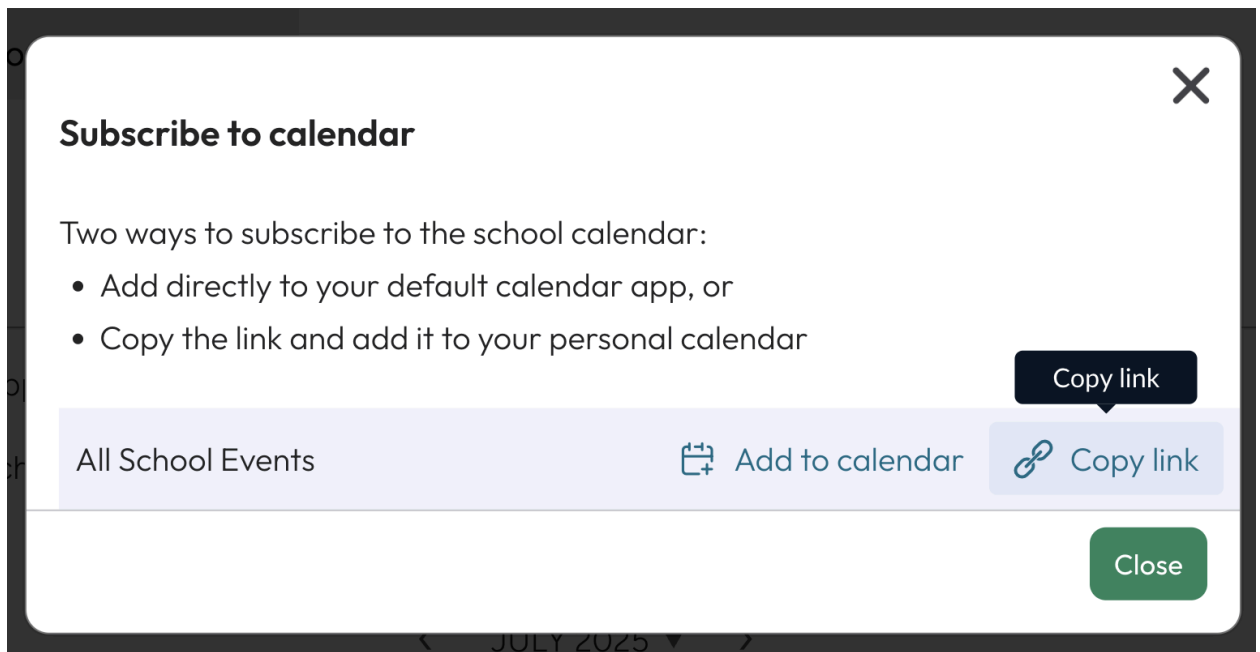
Calendars



Select the **RSS icon** located in the top right corner of the calendar.



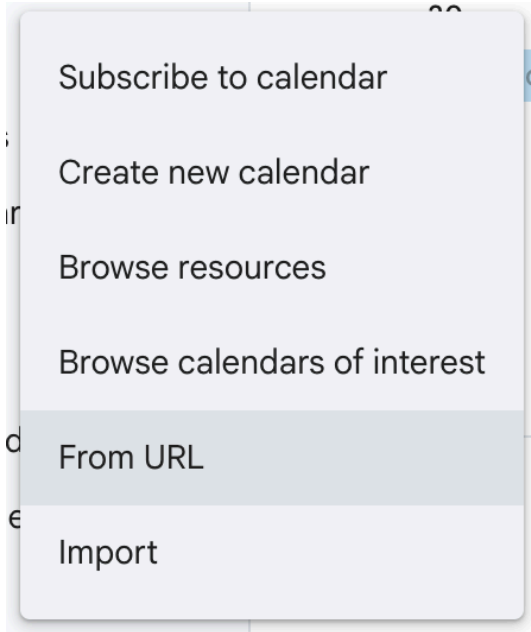
3. In the pop-up that appears, choose **Copy link**.



4. In your personal **Google Calendar**, go to **Other calendars**. If the menu isn't already expanded, click the down arrow to expand it.



5. After expanding the menu, click the + **icon** and select **From URL**.



6. Paste the copied URL into the pop-up window and click **Add Calendar**. The **All School Events** calendar will appear immediately under **Other calendars** in your calendar list.

From URL

URL of calendar

[fs/calendar-manager/events.ics?calendar_ids\[\]=10](https://fs/calendar-manager/events.ics?calendar_ids[]=10)

Make the calendar publicly accessible

You can add a calendar using the iCal format by its address.

Add calendar