

FIRE ISLAND UNION FREE SCHOOL DISTRICT  
BOARD OF EDUCATION

Regular Meeting Agenda  
February 11, 2025  
4:30 p.m.

Call to Order

Pledge of Allegiance

Voice of the Taxpayer

ITEM 1 **Approval of Minutes**

- a. Regular Meeting of January 14, 2025
- b. Budget Review/Work Session of January 28, 2025

ITEM 2 **Finance**

- a. Treasurer's Report
- b. Trial Balance Reports
- c. Appropriation Status Report
- d. Revenue Status Reports
- e. Cash Disbursement Reports (General, Payroll)
- f. Voided Check Report
- g. Cash Balance Report
- h. Claims Auditor Report
- i. Warrant(s)
- j. Cash Transfer

ITEM 3 **Superintendent's Report**

ITEM 4 **Discussion**

- PR Firm
- Draft 2025-2026 BOE Calendar Meeting Dates
- BOE Retreat

ITEM 5 **Correspondence – no correspondence**

ITEM 6 **Action Items – Recommended for Approval**

- a. 2024-2025 Office Part-time Appointment – *H. Margolin @ \$22.88 hourly, effective January 1, 2025.*
- b. 2024-2025 Revised Board of Education Calendar – *to reflect the date of the BOCES Budget Vote & Election/BOE Work Session date of April 23, 2025.*
- c. 2025-2026 Annual School Calendar

ITEM 7 **Public Hearing/2<sup>nd</sup> Reading & Adoption of Policy**

- a. #5840 – Artificial Intelligence (AI)

ITEM 8 **Executive Session**

*It is anticipated the Board will enter Executive Session to discuss matters pertaining to the employment of a particular person/s.*

ITEM 9 **Adjournment**

Regular Meeting  
BOARD OF EDUCATION  
FIRE ISLAND UNION FREE SCHOOL DISTRICT  
January 14, 2025

**DRAFT**

|  |  |
|--|--|
| CALL TO ORDER                          | The meeting was called to order at 4:30 p.m. by President J. Lippert   |
| MEMBERS PRESENT                        | J. Lippert, L. Nowachek, J. Phelan, K. Skelly-Kurka, A. Wood, M. Wyckoff   |
| MEMBERS ABSENT                         | L. Kaufman   |
| OTHERS PRESENT                         | T. Davey, Superintendent<br>J. Lizza, Assistant Superintendent for Business & Operations<br>T. Murphy, District Clerk<br>R. Swierkowski, Treasurer<br>D. Spencer, School Attorney (via Zoom for Executive Session)   |
| EXECUTIVE SESSION                      | A motion was made for the Board to enter Executive Session at 4:30 p.m. to discuss matters related to the employment of a particular person/s and to receive legal advice from counsel.<br>(A. Wood, L. Nowachek; 6-0)<br>The regular meeting resumed at 5:47 p.m. |
| APPROVAL OF MINUTES                    | Minutes of the following meeting were accepted as read: <ul style="list-style-type: none"><li>• Regular Meeting of December 10, 2024</li></ul> (M. Wyckoff, L. Nowachek; 6-0)  |
| TREASURER'S REPORT                     | Treasurer's Report for the month ended December 2024 was accepted as presented.<br>(K. Skelly- Kurka, A. Wood; 6-0)  |
| TRIAL BALANCE REPORTS                  | The Board accepts the Trial Balance Report for the month ending December 2024 as presented.<br>(K. Skelly- Kurka, A. Wood; 6-0)  |
| APPROPRIATION & REVENUE STATUS REPORTS | The Board accepts the Appropriation and Revenue Status Reports for December 2024 as presented.<br>(K. Skelly- Kurka, A. Wood; 6-0)   |
| CASH DISBURSEMENT REPORT               | The Board accepts the Cash Disbursement reports (General, Payroll) for December 2024 as presented.<br>(K. Skelly- Kurka, A. Wood; 6-0)   |
| VOIDED CHECK REPORT                    | The Board accepts the Voided Check report for December 2024 as presented.<br>(K. Skelly- Kurka, A. Wood; 6-0)  |
| CASH BALANCE REPORT                    | The Board accepts the Cash Balance report as presented.<br>(K. Skelly- Kurka, A. Wood; 6-0)  |
| BUDGET TRANSFER                        | The Board approves the Budget Transfer totaling \$1,988.69 as presented.<br>(J. Phelan, A. Wood; 6-0)  |
| CLAIMS AUDITOR REPORT                  | The Board accepts the Claims Audit Report for the time period of December 7, 2024, through January 9, 2025, as presented.<br>(A. Wood, L. Nowachek; 6-0))  |

Regular Meeting Minutes of January 14, 2025 continued on next page...

|  |  |
|--|--|
| WARRANT/S  | The Board hereby approves two General Fund Warrants; #1 in the amount of \$188,639.08 and #2 in the amount of \$7,501.90.<br>(L. Nowachek, K. Skelly-Kurka; 6-0)   |
| CASH TRANSFER  | The Board approves a Cash Transfer in the amount of \$420,000.00.<br>(A. Wood, K. Skelly-Kurka; 6-0)   |
| SUPERINTENDENT’S REPORT                              | <p>Mr. Davey and the Board discussed the following:</p> <ul style="list-style-type: none"> <li>• NYSED Regionalization Initiative planning process and the options of electing to stay in or to adopt a resolution to opt out. It was agreed the Board and District would participate in the Regionalization process.</li> <li>• Volunteer Firefighter/Ambulance Worker Exemption – Real Property Tax Law Exemption Section 466-a - Discussion with options for reduction in taxes for those qualified district full-time residents. A Public Hearing is scheduled for January 28, 2025 at 4:30 p.m. in the school lunchroom.</li> <li>• Discussion and options on a new Artificial Intelligence (AI) policy. Policy #5840 will be put forth at the next Board meeting as a 1<sup>st</sup> Reading on January 28, 2025.</li> <li>• Guidance counselor visits teaching Erin’s Law curriculum. Parents were notified of the visit in the SWAY newsletter.</li> <li>• The next session of after-school clubs has started and include: Lego/Game Club, Swim Club, World Music Drumming Club, Cooking Club and Sports Club.</li> <li>• Increase in interest rate from 3.24% to 4%.</li> <li>• Suburban has been repaired and is back in use.</li> <li>• The work in the drivers room/office has been completed.</li> <li>• An RFP for an External Auditor has been sent out to our list of previous bidders. Bid opening is scheduled for February 13, 2025.</li> </ul> |
| 2024-2025 SCHOOL BUS DRIVER EVENT PAY – FOR APPROVAL | On the recommendation of the Superintendent, the Board hereby approves the 2024-2025 School Bus Driver Event Rate at \$170.00 per event.<br>(A. Wood, M. Wyckoff; 6-0)   |
| PUBLIC HEARING/1 <sup>st</sup> READING OF POLICY     | A Public Hearing, 1 <sup>st</sup> Reading and Adoption was held of policy #1640 – Absentee, Military and Early Mail Ballots  |
| ADJOURNMENT  | The meeting adjourned at 6:13 p.m.<br>(A. Wood, L. Nowachek; 6-0)  |

Traci Murphy  
District Clerk

**DRAFT**

|                 |  |
|-----------------|--|
| CALL TO ORDER   | The meeting was called to order 4:31 p.m. by President, J. Lippert.  |
| MEMBERS PRESENT | L. Kaufman, J. Lippert, L. Nowachek, J. Phelan, K. Skelly-Kurka,<br>A. Wood, M. Wyckoff  |
| MEMBERS ABSENT  | All present  |
| OTHERS PRESENT  | Travis Davey, Superintendent<br>J. Lizza, Assistant Superintendent for Business & Operations<br>T. Murphy, District Clerk<br>R. Swierkowski, Treasurer |

**PUBLIC HEARING –  
REAL PROPERTY TAX  
EXEMPTIONS**

A Public Hearing was held to review and discuss a proposed resolution regarding the following Real Property Tax Exemptions:

A proposed resolution related to the partial real property tax exemption for School District taxation purposes for qualifying volunteer firefighters and volunteer ambulance workers, as provided for by RPTL § 466-a. The resolution authorizes the repeal of the local options previously adopted under RPTL § 466-c; all previously adopted options will sunset by December 9, 2025, if not repealed earlier.

The resolution authorizes the same partial exemption benefits previously adopted under RPTL § 466-c, except pursuant to RPTL § 466-a, the partial exemption benefits are expanded to cover the primary residence owned by a volunteer firefighter or volunteer ambulance worker who has a minimum service requirement of two years, instead of five years. The options under consideration, which are intended to encourage the recruitment and retention of volunteer firefighters and volunteer ambulance workers, are as follows:

- A qualified volunteer with a minimum service requirement of five years to under twenty years of service is entitled to a 10% real property tax exemption for School District taxation purposes;
- A qualified un-remarried spouse of a previously qualified volunteer who died in the line of duty with at least five years of active service, or a shorter minimum period of active service authorized by RPTL § 466-a, is entitled to retain the 10% real property tax exemption;
- A qualified volunteer with a minimum service requirement of more than twenty years of service is entitled to a 10% real property tax exemption for School District taxation purposes for his or her lifetime;

A qualified un-remarried spouse of a previously qualified volunteer who is deceased is entitled to retain the 10% lifetime real property tax exemption.

There were no public comments or questions – there were no community members present.

(The Budget Review/Work Session meeting resumed at 4:34 p.m.)

Meeting Minutes of January 28, 2025, continued...

|   |   |
|---|---|
| RESOLUTION –<br>TAX EXEMPTION TO<br>ELIGIBLE VOLUNTEER<br>FIREFIGHTERS/AMBULANCE<br>WORKERS | On the recommendation of the Superintendent, the Fire Island Union Free School District Board of Education approves the following resolution (“Attachment A”), to grant a tax exemption to Eligible Volunteer Firefighters and Volunteer Ambulance Workers as provided by Real Property Tax Law 466-a.<br>(A. Wood, L. Nowachek; 7-0) |
| APPOINTMENT –<br>2024-2025 SWIM CLUB<br>CHAPERONE   | On the recommendation of the Superintendent, the Board hereby approves the following 2024-2025 Swim Club Chaperone appointment: Michael Lopiccolo @ rate of \$180.00 per swim club session.<br>(J. Phelan, K. Skelly-Kurka; 7-0)  |
| REVIEW OF PROPOSED<br>2025-2026 BUDGET  | Mr. Davey, Superintendent and Mrs. Lizza, Assistant Superintendent for Business & Operations, presented a preliminary 2025-2026 budget and discussed known expenses for the upcoming school year as well as items for which expenses are unknown at this time.  |
| REVIEW OF 2025-2026<br>ANNUAL SCHOOL<br>CALENDAR  | Mr. Davey shared and discussed options regarding the 2025-2026 Annual School calendar. The calendar draft is scheduled to be approved at the next meeting of the Board of Education.  |
| PUBLIC HEARING/<br>1ST READING OF PROPOSED<br>POLICY  | A Public Hearing and first reading was held of the following policy: <ul style="list-style-type: none"><li>• #5840 – Artificial Intelligence (AI)</li></ul>   |
| PUBLIC HEARING/<br>2ND READING & ADOPTION<br>OF POLICY REVISIONS                            | Following a Public Hearing and second reading, the Board adopts revisions to the following policy as hereby attached: <ul style="list-style-type: none"><li>• #1640 – Absentee, Military and Early Mail Ballots</li></ul> (J. Phelan, A. Wood; 7-0)   |
| EXECUTIVE SESSION   | The Board entered Executive Session at 5:41 p.m. to discuss matters pertaining to the employment of a particular person, and to receive legal counsel.<br>(J. Phelan, M. Wyckoff; 7-0)  |
| ADJOURNMENT   | The regular meeting resumed at 6:08 p.m. and immediately adjourned.<br>(J. Phelan, L. Nowachek; 7-0)  |

Traci Murphy  
District Clerk

**RESOLUTION OF THE FIRE ISLAND UFSD  
TO GRANT A TAX EXEMPTION TO ELIGIBLE VOLUNTEER FIREFIGHTERS  
AS PROVIDED FOR BY REAL PROPERTY TAX LAW § 466-a**

**WHEREAS**, New York State Real Property Tax Law (RPTL) Section 466-a was enacted to provide eligible volunteer firefighters and volunteer ambulance workers with a partial real property tax exemption for school district taxation purposes on real property owned by the eligible volunteer firefighter or volunteer ambulance worker so long as the School District in which the real property is located, after public hearing, adopts a resolution authorizing the exemption under RPTL Section 466-a; and

**WHEREAS**, RPTL Section 466-a also allows the School District to provide certain additional benefits applicable to this partial real property exemption for school district taxation purposes so long as the School District, which has authorized the exemption under RPTL Section 466-a, adopts a resolution authorizing such additional benefits; and

**WHEREAS**, RPTL Section 466-a repeals RPTL Section 466-c as of December 9, 2025, and any local options adopted under RPTL Section 466-c will automatically sunset at that time, unless earlier repealed by the adoption of a partial exemption authorized under RPTL Section 466-a; and

**WHEREAS**, the Board of Education previously adopted a partial exemption for a primary residence owned by volunteer firefighters and volunteer ambulance workers pursuant to RPTL Section 466-c; and

**WHEREAS**, the District has conducted the public hearing required by RPTL Section 466-a and elicited public comment on said topic; and

**WHEREAS**, the Board of Education has determined that the granting of a partial exemption under RPTL Section 466-a should provide at least the same exemption benefits previously granted by the Board of Education under RPTL Section 466-c; and

**WHEREAS**, the Board of Education has determined that authorizing the partial exemption of a primary residence owned by a volunteer firefighter or volunteer ambulance worker with a minimum service requirement of five years under RPTL Section 466-a, instead of the minimum service requirement of five years under RPTL Section 466-c, will enhance the recruitment and retention of volunteer firefighters and volunteer ambulance workers who own a primary residence within the School District;

**NOW THEREFORE BE IT RESOLVED**, that the Board of Education of the Fire Island UFSD, pursuant to RPTL Section 466-a, hereby authorizes a 10% real property tax exemption for school district taxation purposes of a primary residence owned by an enrolled

volunteer firefighter or volunteer ambulance worker who meets the eligibility requirements established in this resolution;

**BE IT FURTHER RESOLVED**, that the enrolled volunteer member must meet all of the following requirements to be eligible for the tax exemption:

1. The enrolled member must reside in the territory served by such incorporated volunteer fire company or incorporated volunteer fire department or incorporated voluntary ambulance service.
2. The property must be the primary residence of the enrolled member.
3. The property is used exclusively for residential purposes, provided however, that in the event any portion of such property is not used exclusively for the applicant's residence but is used for other purposes, such portion shall be subject to taxation and the remaining portion only shall be entitled to the exemption provided by this section.
4. The enrolled member has been certified by the authority having jurisdiction over the volunteer as an enrolled member with at least five years of active service.

**BE IT FURTHER RESOLVED**, that the exemption granted under this Resolution shall continue for the un-remarried spouse of a deceased enrolled member of the incorporated volunteer fire company, incorporated volunteer fire department or incorporated voluntary ambulance service, who is killed in the line of duty upon all of the following conditions:

1. The un-remarried spouse is certified by the authority having jurisdiction over the deceased enrolled member as the un-remarried spouse of the volunteer firefighter or volunteer ambulance worker killed in the line of duty.
2. The deceased enrolled member had been an enrolled member for at least five years, or a shorter minimum period of active service authorized by Section 466-a of the RPTL.
3. The deceased enrolled member had been receiving the exemption prior to his or her death.

**BE IT FURTHER RESOLVED**, that an enrolled member of an incorporated volunteer fire company, incorporated volunteer fire department, or incorporated volunteer ambulance service who accrues more than twenty years of active service, and is so certified by the authority having jurisdiction over the enrolled member, shall be granted the 10 percent exemption as authorized by this Resolution for the remainder of his or her life as long as the property for which the exemption is sought under this Resolution is the primary residence of

the enrolled member.

**BE IT FURTHER RESOLVED**, that such exemption granted under this Resolution shall continue for the un-remarried spouse of a deceased enrolled member of the incorporated volunteer fire company, incorporated volunteer fire department or incorporated volunteer ambulance service under the following conditions:

1. The un-remarried spouse is certified by the authority having jurisdiction over the deceased enrolled member as the un-remarried spouse of the deceased enrolled member.
2. The deceased enrolled member had been an enrolled member for at least twenty years.
3. The deceased enrolled member had been receiving the exemption prior to his or her death.

**BE IT FURTHER RESOLVED**, that any exemption granted under this Resolution shall be filed with the Town of Islip on the forms designated by the Town; and

**BE IT FURTHER RESOLVED**, that the Clerk of the School District is directed to provide the Town of Islip with a certified Resolution; and

**BE IT FURTHER RESOLVED**, that this Resolution shall be governed by and applied in accordance with Real Property Tax Law Section 466-a.

**BE IT FURTHER RESOLVED**, that this Resolution shall be effective as of the date of its adoption.

Adopted: January 28, 2025

# FIRE ISLAND UFSD



## Cash Account Transactions Report From 1/1/2025 To 1/31/2025

| Account      | Account Name          | Vendor ID | Explanation  | Schedule | Debits   | Credits | Balance    |
|--------------|-----------------------|-----------|--|----------|----------|---------|------------|
| Date         | Ref Number Invoice #  |           |  |          |          |         |            |
| <b>A 204</b> | <b>FNBLI CHECKING</b> |           |  |          |          |         |            |
|              |                       |           | BALANCE 07/01/2024 - 12/31/2024  |          | 0.00     | 0.00    | 88,831.96  |
| 01/09/2025   | 9901                  |           | A/R Receipt for Renee Weil - A/R Receipt for Renee Weil  | CR-7     | 220.74   | 0.00    | 89,052.70  |
| 01/09/2025   | 9902                  |           | A/R Receipt for Dawn Lippert - A/R Receipt for Dawn Lippert  | CR-7     | 604.62   | 0.00    | 89,657.32  |
| 01/09/2025   | 9903                  |           | A/R Receipt for Loretta Cannon c/o Lynne Cannon - A/R Receipt for Loretta Cannon c/o Lynne Cannon  | CR-7     | 220.74   | 0.00    | 89,878.06  |
| 01/09/2025   | 9904                  |           | A/R Receipt for Wendell Chu - A/R Receipt for Wendell Chu  | CR-7     | 1,360.38 | 0.00    | 91,238.44  |
| 01/09/2025   | 9905                  |           | A/R Receipt for Peggy Danziger - A/R Receipt for Peggy Danziger                                    | CR-7     | 3,627.72 | 0.00    | 94,866.16  |
| 01/09/2025   | 9906                  |           | A/R Receipt for Patricia Purnhagen - A/R Receipt for Patricia Purnhagen                            | CR-7     | 604.62   | 0.00    | 95,470.78  |
| 01/09/2025   | 9907                  |           | A/R Receipt for Evelyn Rahne - A/R Receipt for Evelyn Rahne  | CR-7     | 220.74   | 0.00    | 95,691.52  |
| 01/09/2025   | 9908                  |           | A/R Receipt for James Fitz - A/R Receipt for James Fitz  | CR-7     | 220.74   | 0.00    | 95,912.26  |
| 01/09/2025   | 9909                  |           | A/R Receipt for DiDio, Michael T - A/R Receipt for DiDio, Michael T                                | CR-7     | 377.89   | 0.00    | 96,290.15  |
| 01/09/2025   | 9910                  |           | A/R Receipt for Lisa & Ryan D'Elisa - A/R Receipt for Lisa & Ryan D'Elisa                          | CR-7     | 1,734.89 | 0.00    | 98,025.04  |
| 01/09/2025   | 9911                  |           | Mindy Rhindress- Check 1620Adult Ed- Better Sleep  | CR-7     | 35.00    | 0.00    | 98,060.04  |
| 01/09/2025   | 9912                  |           | Sylvie Destian Living Trust- Check 8859Adult Ed- Better Sleep                                      | CR-7     | 35.00    | 0.00    | 98,095.04  |
| 01/09/2025   | 9913                  |           | Florence Janovic- Check #246Adult Ed Better sleep  | CR-7     | 35.00    | 0.00    | 98,130.04  |
| 01/09/2025   | 9914                  |           | Danelle Powers- Check Number 1503Adult ed- Better Sleep  | CR-7     | 35.00    | 0.00    | 98,165.04  |
| 01/09/2025   | 9915                  |           | Christine Rubenstein-Check number 217Adult Ed- Better Sleep/ Health Aging/ OB Recreation Book Club | CR-7     | 60.00    | 0.00    | 98,225.04  |
| 01/09/2025   | 9916                  |           | Kathleen Creighton-Check Number 4094Adult Ed- Winter Warrior Yoga/ Better Sleep                    | CR-7     | 95.00    | 0.00    | 98,320.04  |
| 01/14/2025   | 9917                  |           | A/R Receipt for Lois Thornberg - A/R Receipt for Lois Thornberg                                    | CR-7     | 220.74   | 0.00    | 98,540.78  |
| 01/14/2025   | 9918                  |           | A/R Receipt for Gerard Rohan - A/R Receipt for Gerard Rohan  | CR-7     | 220.74   | 0.00    | 98,761.52  |
| 01/14/2025   | 9919                  |           | A/R Receipt for Appell, Marialaina - A/R Receipt for Appell, Marialaina                            | CR-7     | 3,367.09 | 0.00    | 102,128.61 |
| 01/14/2025   | 9920                  |           | A/R Receipt for Linda Howe - A/R Receipt for Linda Howe  | CR-7     | 220.74   | 0.00    | 102,349.35 |

**FIRE ISLAND UFSD**



**Cash Account Transactions Report From 1/1/2025 To 1/31/2025**

| Account              | Account Name          | Vendor ID | Explanation  | Schedule | Debits            | Credits           | Balance          |
|----------------------|-----------------------|-----------|--|----------|-------------------|-------------------|------------------|
| Date                 | Ref Number Invoice #  |           |  |          |                   |                   |                  |
| <b>A 204</b>         | <b>FNBLI CHECKING</b> |           |  |          |                   |                   |                  |
| 01/14/2025           | 9921                  |           | A/R Receipt for Roberta Roesch - A/R Receipt for Roberta Roesch                      | CR-7     | 110.37            | 0.00              | 102,459.72       |
| 01/14/2025           | 9922                  |           | A/R Receipt for Kevin Gillespie - A/R Receipt for Kevin Gillespie                    | CR-7     | 110.74            | 0.00              | 102,570.46       |
| 01/14/2025           | 9923                  |           | A/R Receipt for Kevin Gillespie - A/R Receipt for Kevin Gillespie                    | CR-7     | 110.00            | 0.00              | 102,680.46       |
| 01/14/2025           | 9925                  |           | Blair Burke-Check number 5694Adult Ed- Winter Warrior Yoga                           | CR-7     | 60.00             | 0.00              | 102,740.46       |
| 01/14/2025           | 9926                  |           | ise Thornberg- Check Number 2324Adult Ed-Winter Warrior Yoga                         | CR-7     | 60.00             | 0.00              | 102,800.46       |
| 01/14/2025           | 9927                  |           | Lisa Benson-check # 146Adult Ed- Better Sleep/ Scie of Healthy Aging/Writing express | CR-7     | 85.00             | 0.00              | 102,885.46       |
| 01/14/2025           | 9928                  |           | Retrun of Premium for sell of Bus 20check number 41405                               | CR-7     | 434.00            | 0.00              | 103,319.46       |
| 01/15/2025           | 9929                  |           | A/R Receipt for Donna Clock - A/R Receipt for Donna Clock                            | CR-7     | 604.62            | 0.00              | 103,924.08       |
| 01/17/2025           | 9930                  |           | Cash Receipt 759801Cami Meyer- Adul Ed- The Science of Healthy Aging                 | CR-7     | 25.00             | 0.00              | 103,949.08       |
| 01/17/2025           | 9931                  |           | Gail Seyfarth SmithAdult Ed- Writing Express WorkshopCASH                            | CR-7     | 25.00             | 0.00              | 103,974.08       |
| 01/17/2025           | 9932                  |           | Maria Burke- Check #447-CashReceipt- 759802Adult Ed- Mah Jongg                       | CR-7     | 70.00             | 0.00              | 104,044.08       |
| 01/22/2025           | 9933                  |           | A/R Receipt for Janet LaViolette - A/R Receipt for Janet LaViolette                  | CR-7     | 220.74            | 0.00              | 104,264.82       |
| 01/22/2025           | 9934                  |           | Laurie Jones- Check #113Adul ed- Healthy Aging                                       | CR-7     | 25.00             | 0.00              | 104,289.82       |
| 01/22/2025           | 9935                  |           | Michelle Cohen- Check #187Adult Ed -Sleep Yoga                                       | CR-7     | 35.00             | 0.00              | 104,324.82       |
| 01/22/2025           | 9936                  |           | A/R Receipt for John & Rachel Gold Longo - A/R Receipt for John & Rachel Gold Longo  | CR-7     | 1,734.89          | 0.00              | 106,059.71       |
| 01/27/2025           | 9937                  |           | A/R Receipt for Margery McKeivitt - A/R Receipt for Margery McKeivitt                | CR-7     | 220.74            | 0.00              | 106,280.45       |
| 01/27/2025           | 9938                  |           | A/R Receipt for Dawn Lippert - A/R Receipt for Dawn Lippert                          | CR-7     | 604.62            | 0.00              | 106,885.07       |
| 01/28/2025           | 9939                  |           | A/R Receipt for Scalise, Joseph & Ksenia - A/R Receipt for Scalise, Joseph & Ksenia  | CR-7     | 1,734.89          | 0.00              | 108,619.96       |
| 01/31/2025           |                       |           | See Cash Disbursement Schedule 17  | CD-17    | 0.00              | 187,301.08        | -78,681.12       |
| 01/31/2025           | 57                    |           | January 2025 Aid receipts  | JE-8     | 5,227.04          | 0.00              | -73,454.08       |
| 01/31/2025           | 59                    |           | January 2025 Cash Tranfers   | JE-8     | 120,000.00        | 0.00              | 46,545.92        |
| 01/31/2025           | 61                    |           | Aid Receipts January 2025  | JE-8     | 1,774.65          | 0.00              | 48,320.57        |
| <b>Grand Totals:</b> |                       |           |  |          | <b>146,789.69</b> | <b>187,301.08</b> | <b>48,320.57</b> |

# FIRE ISLAND UFSD



## Cash Account Transactions Report From 1/1/2025 To 1/31/2025

| Account              | Account Name         | Vendor ID | Explanation                       | Schedule | Debits            | Credits           | Balance           |
|----------------------|----------------------|-----------|-----------------------------------|----------|-------------------|-------------------|-------------------|
| Date                 | Ref Number Invoice # |           |                                   |          |                   |                   |                   |
| A 204-1              | FNBLI Payroll        |           | BALANCE 07/01/2024 - 12/31/2024   |          | 0.00              | 0.00              | 168,432.50        |
| 01/08/2025           | 55                   |           | 1/10/25 Payroll                   | JE-8     | 2,531.45          | 0.00              | 170,963.95        |
| 01/21/2025           | 56                   |           | Payroll 1/24/25                   | JE-8     | 2,531.45          | 0.00              | 173,495.40        |
| 01/31/2025           |                      |           | See Cash Disbursement Schedule 18 | CD-18    | 0.00              | 232,524.29        | -59,028.89        |
| 01/31/2025           | 59                   |           | January 2025 Cash Tranfers        | JE-8     | 300,000.00        | 0.00              | 240,971.11        |
| <b>Grand Totals:</b> |                      |           |                                   |          | <b>305,062.90</b> | <b>232,524.29</b> | <b>240,971.11</b> |

**FIRE ISLAND UFSD**



**Cash Account Transactions Report From 1/1/2025 To 1/31/2025**








| Account              | Date       | Ref Number | Account Name<br>Invoice # | Vendor ID | Explanation                     | Schedule | Debits              | Credits           | Balance             |
|----------------------|------------|------------|---------------------------|-----------|---------------------------------|----------|---------------------|-------------------|---------------------|
| <b>A 205</b>         |            |            | <b>FNBLI Money Market</b> |           |                                 |          |                     |                   |                     |
|                      |            |            |                           |           | BALANCE 07/01/2024 - 12/31/2024 |          | 0.00                | 0.00              | 2,833,756.76        |
|                      | 01/31/2025 | 58         |                           |           | January 2025 Tax Receipts       | JE-8     | 2,745,162.18        | 0.00              | 5,578,918.94        |
|                      | 01/31/2025 | 59         |                           |           | January 2025 Cash Tranfers      | JE-8     | 0.00                | 420,000.00        | 5,158,918.94        |
|                      | 01/31/2025 | 60         |                           |           | January 2025 Interest Received  | JE-8     | 11,945.85           | 0.00              | 5,170,864.79        |
| <b>Grand Totals:</b> |            |            |                           |           |                                 |          | <b>2,757,108.03</b> | <b>420,000.00</b> | <b>5,170,864.79</b> |

**FIRE ISLAND UFSD**



**Cash Account Transactions Report From 1/1/2025 To 1/31/2025**

| Account              | Date       | Ref Number | Account Name<br>Invoice # | Vendor ID | Explanation                     | Schedule | Debits        | Credits     | Balance           |
|----------------------|------------|------------|---------------------------|-----------|---------------------------------|----------|---------------|-------------|-------------------|
| A 206                |            |            | FNBLI Repair Reserve      |           |                                 |          |               |             |                   |
|                      |            |            |                           |           | BALANCE 07/01/2024 - 12/31/2024 |          | 0.00          | 0.00        | 113,008.01        |
|                      | 01/31/2025 | 60         |                           |           | January 2025 Interest Received  | JE-8     | 377.20        | 0.00        | 113,385.21        |
| <b>Grand Totals:</b> |            |            |                           |           |                                 |          | <b>377.20</b> | <b>0.00</b> | <b>113,385.21</b> |









**FIRE ISLAND UFSD**



**Cash Account Transactions Report From 1/1/2025 To 1/31/2025**

| Account              | Date       | Ref Number | Account Name<br>Invoice # | Vendor ID | Explanation                     | Schedule | Debits          | Credits     | Balance             |
|----------------------|------------|------------|---------------------------|-----------|---------------------------------|----------|-----------------|-------------|---------------------|
| A 207                |            |            | FNBLI Capital Reserve #2  |           |                                 |          |                 |             |                     |
|                      |            |            |                           |           | BALANCE 07/01/2024 - 12/31/2024 |          | 0.00            | 0.00        | 1,030,678.87        |
|                      | 01/31/2025 | 60         |                           |           | January 2025 Interest Received  | JE-8     | 3,440.21        | 0.00        | 1,034,119.08        |
| <b>Grand Totals:</b> |            |            |                           |           |                                 |          | <b>3,440.21</b> | <b>0.00</b> | <b>1,034,119.08</b> |



**FIRE ISLAND UFSD**



**Cash Account Transactions Report From 1/1/2025 To 1/31/2025**

| Account              | Date       | Ref Number | Account Name<br>Invoice #    | Vendor ID | Explanation                     | Schedule | Debits          | Credits     | Balance           |
|----------------------|------------|------------|------------------------------|-----------|---------------------------------|----------|-----------------|-------------|-------------------|
| <b>A 208</b>         |            |            | <b>FNBLI Capital Reserve</b> |           |                                 |          |                 |             |                   |
|                      |            |            |                              |           | BALANCE 07/01/2024 - 12/31/2024 |          | 0.00            | 0.00        | 847,638.98        |
|                      | 01/31/2025 | 60         |                              |           | January 2025 Interest Received  | JE-8     | 2,829.26        | 0.00        | 850,468.24        |
| <b>Grand Totals:</b> |            |            |                              |           |                                 |          | <b>2,829.26</b> | <b>0.00</b> | <b>850,468.24</b> |

**FIRE ISLAND UFSD**



**Cash Account Transactions Report From 1/1/2025 To 1/31/2025**

| Account              | Date | Account Name                | Ref Number | Invoice # | Vendor ID | Explanation                     | Schedule | Debits      | Credits     | Balance         |
|----------------------|------|-----------------------------|------------|-----------|-----------|---------------------------------|----------|-------------|-------------|-----------------|
| H 204                |      | FNBLI Capital Fund Checking |            |           |           | BALANCE 07/01/2024 - 12/31/2024 |          | 0.00        | 0.00        | 2,120.82        |
| <b>Grand Totals:</b> |      |                             |            |           |           |                                 |          | <b>0.00</b> | <b>0.00</b> | <b>2,120.82</b> |

**FIRE ISLAND UFSD**



**Cash Account Transactions Report From 1/1/2025 To 1/31/2025**

| Account              | Account Name         | Vendor ID | Explanation                     | Schedule | Debits      | Credits     | Balance       |
|----------------------|----------------------|-----------|---------------------------------|----------|-------------|-------------|---------------|
| Date                 | Ref Number Invoice # |           |                                 |          |             |             |               |
| CM 204               | FIA Scholarship      |           | BALANCE 07/01/2024 - 12/31/2024 |          | 0.00        | 0.00        | 415.55        |
| <b>Grand Totals:</b> |                      |           |                                 |          | <b>0.00</b> | <b>0.00</b> | <b>415.55</b> |

**FIRE ISLAND UFSD**



**Cash Account Transactions Report From 1/1/2025 To 1/31/2025**








| Account              | Account Name                        |           |                                 |          |             |             |                  |  |
|----------------------|-------------------------------------|-----------|---------------------------------|----------|-------------|-------------|------------------|--|
| Date                 | Ref Number Invoice #                | Vendor ID | Explanation                     | Schedule | Debits      | Credits     | Balance          |  |
| CM 204-1             | Conrad Muriel Wirostek Schholarship |           | BALANCE 07/01/2024 - 12/31/2024 |          | 0.00        | 0.00        | 95,542.34        |  |
| <b>Grand Totals:</b> |                                     |           |                                 |          | <b>0.00</b> | <b>0.00</b> | <b>95,542.34</b> |  |

**FIRE ISLAND UFSD**



**Cash Account Transactions Report From 1/1/2025 To 1/31/2025**

| Account              | Date       | Ref Number | Account Name<br>Invoice # | Vendor ID | Explanation                       | Schedule | Debits      | Credits         | Balance     |
|----------------------|------------|------------|---------------------------|-----------|-----------------------------------|----------|-------------|-----------------|-------------|
| F 200                |            |            | Cash In Checking          |           |                                   |          |             |                 |             |
|                      |            |            |                           |           | BALANCE 07/01/2024 - 12/31/2024   |          | 0.00        | 0.00            | 1,338.00    |
|                      | 01/31/2025 |            |                           |           | See Cash Disbursement Schedule 17 | CD-17    | 0.00        | 1,338.00        | 0.00        |
| <b>Grand Totals:</b> |            |            |                           |           |                                   |          | <b>0.00</b> | <b>1,338.00</b> | <b>0.00</b> |



# FIRE ISLAND UFSD

## Trial Balance Report From 7/1/2024 - 1/31/2025



| Account               | Description                        | Debits               | Credits              |
|-----------------------|------------------------------------|----------------------|----------------------|
| A 204                 | FNBLI CHECKING                     | 48,320.57            | 0.00                 |
| A 204-1               | FNBLI Payroll                      | 240,971.11           | 0.00                 |
| A 205                 | FNBLI Money Market                 | 5,170,864.79         | 0.00                 |
| A 206                 | FNBLI Repair Reserve               | 113,385.21           | 0.00                 |
| A 207                 | FNBLI Capital Reserve #2           | 1,034,119.08         | 0.00                 |
| A 208                 | FNBLI Capital Reserve              | 850,468.24           | 0.00                 |
| A 210                 | Petty Cash                         | 200.00               | 0.00                 |
| A 380                 | Accounts Receivable                | 0.00                 | 6,493.24             |
| A 389                 | Allowance for Receivables          | 0.00                 | 10.00                |
| A 391-2               | Due From Capital Fund              | 34,000.00            | 0.00                 |
| A 510                 | Estimated Revenue                  | 6,581,753.73         | 0.00                 |
| A 521                 | Encumbrances                       | 2,615,572.89         | 0.00                 |
| A 522                 | Expenditures                       | 2,711,194.84         | 0.00                 |
| A 599                 | Appropriated Fund Balance          | 0.00                 | 606,196.26           |
| A 601                 | Accrued Liabilities                | 0.00                 | 2,436.96             |
| A 630-1               | Due To Special Aid Fund (F)        | 0.00                 | 13,702.13            |
| A 630-2               | Due To Capital Fund                | 0.00                 | 377,945.33           |
| A 632                 | Due To Teachers Retirement System  | 0.00                 | 172,783.95           |
| A 637                 | Due To Employees Retirement        | 0.00                 | 42,420.00            |
| A 691                 | Deferred Revenue                   | 0.00                 | 449.40               |
| A 693                 | Deferred Revenues - Suffolk County | 0.00                 | 630,000.00           |
| A 720                 | Group Insurance AFLAC              | 865.15               | 0.00                 |
| A 721                 | NYS Income Tax                     | 267.37               | 0.00                 |
| A 722                 | Federal Income Tax                 | 0.48                 | 0.00                 |
| A 724                 | Association and Union Dues         | 0.00                 | 1,245.96             |
| A 726                 | Social Security Tax                | 0.00                 | 262.59               |
| A 727                 | Teachers Retirement                | 0.00                 | 10,139.92            |
| A 738                 | Student Deposits                   | 0.00                 | 1,205.00             |
| A 814                 | Reserve For Workers Compensation   | 0.00                 | 909,425.35           |
| A 815                 | Unemployment Insurance Reserve     | 0.00                 | 51,905.89            |
| A 821                 | Reserve For Encumbrances           | 0.00                 | 2,615,572.89         |
| A 827                 | ERS Contribution Reserve           | 0.00                 | 1,025,373.67         |
| A 828                 | TRS Contribution Reserve           | 0.00                 | 64,038.30            |
| A 867                 | Reserve For Employee Benefits      | 0.00                 | 193,262.00           |
| A 878                 | Reserve For Capital                | 0.00                 | 3,081,199.62         |
| A 882                 | Reserve For Repairs                | 0.00                 | 133,082.74           |
| A 909                 | Fund Balance, Unreserved           | 0.00                 | 261,873.90           |
| A 914                 | Assigned Appropriated Fund Balance | 0.00                 | 150,000.00           |
| A 960                 | Appropriations                     | 0.00                 | 5,975,557.47         |
| A 980                 | Revenues                           | 0.00                 | 3,075,400.89         |
| <b>A Fund Totals:</b> |                                    | <b>19,401,983.46</b> | <b>19,401,983.46</b> |
| CM 204                | FIA Scholarship                    | 415.55               | 0.00                 |
| CM 204-1              | Conrad Muriel Wirostek Scholarship | 95,542.34            | 0.00                 |
| CM 522                | Expenditures                       | 3,469.78             | 0.00                 |
| CM 909                | Fund Balance, Unreserved           | 0.00                 | 95,957.89            |
| CM 980                | Revenues                           | 0.00                 | 3,469.78             |

# FIRE ISLAND UFSD

Trial Balance Report From 7/1/2024 - 1/31/2025



| Account                | Description                 | Debits               | Credits              |
|------------------------|-----------------------------|----------------------|----------------------|
| <b>CM Fund Totals:</b> |                             | <b>99,427.67</b>     | <b>99,427.67</b>     |
| F 391                  | Due From Other Funds        | 14,648.13            | 0.00                 |
| F 510                  | Estimated Revenue           | 17,899.00            | 0.00                 |
| F 522                  | Expenditures                | 5,446.00             | 0.00                 |
| F 599                  | Appropriated Fund Balance   | 1,249.13             | 0.00                 |
| F 630                  | Due To Other Funds          | 0.00                 | 946.00               |
| F 688                  | Collections in advance      | 0.00                 | 1,249.13             |
| F 960                  | Appropriations              | 0.00                 | 19,148.13            |
| F 980                  | Revenues                    | 0.00                 | 17,899.00            |
| <b>F Fund Totals:</b>  |                             | <b>39,242.26</b>     | <b>39,242.26</b>     |
| H 204                  | FNBLI Capital Fund Checking | 2,120.82             | 0.00                 |
| H 391                  | Due From Other Funds        | 361,945.21           | 0.00                 |
| H 521                  | Encumbrances                | 39,758.65            | 0.00                 |
| H 522                  | Expenditures                | 41,797.55            | 0.00                 |
| H 599                  | Appropriated Fund Balance   | 1,963,867.10         | 0.00                 |
| H 630                  | Due To Other Funds          | 0.00                 | 18,000.00            |
| H 821                  | Reserve For Encumbrances    | 0.00                 | 39,758.65            |
| H 909                  | Fund Balance, Unreserved    | 0.00                 | 387,863.58           |
| H 960                  | Appropriations              | 0.00                 | 1,963,867.10         |
| <b>H Fund Totals:</b>  |                             | <b>2,409,489.33</b>  | <b>2,409,489.33</b>  |
| <b>Grand Totals:</b>   |                             | <b>21,950,142.72</b> | <b>21,950,142.72</b> |

# FIRE ISLAND UFSD

## Appropriation Status Detail Report By Function From 7/1/2024 To 1/31/2025



| Account                   | Description                       |    | Budget            | Adjustments      | Adj. Budget       | Expensed          | Encumbered        | Available        |
|---------------------------|-----------------------------------|----|-------------------|------------------|-------------------|-------------------|-------------------|------------------|
| <a href="#">A 1010.20</a> | Board Of Education                |    | 500.00            | 0.00             | 500.00            | 0.00              | 0.00              | 500.00           |
| <a href="#">A 1010.40</a> | Board Of Education                |    | 10,926.00         | 0.00             | 10,926.00         | 6,661.00          | 375.00            | 3,890.00         |
| <a href="#">A 1010.45</a> | Board Of Education                |    | 1,001.00          | 0.00             | 1,001.00          | 314.99            | 315.45            | 370.56           |
| <b>1010</b>               | <b>BOARD OF EDUCATION</b>         | *  | <b>12,427.00</b>  | <b>0.00</b>      | <b>12,427.00</b>  | <b>6,975.99</b>   | <b>690.45</b>     | <b>4,760.56</b>  |
| <a href="#">A 1040.16</a> | District Clerk                    |    | 86,323.65         | 1,681.47         | 88,005.12         | 51,207.39         | 37,015.35         | -217.62          |
| <a href="#">A 1040.20</a> | District Clerk                    |    | 1,000.00          | 0.00             | 1,000.00          | 0.00              | 0.00              | 1,000.00         |
| <a href="#">A 1040.40</a> | District Clerk                    |    | 500.00            | 0.00             | 500.00            | 0.00              | 0.00              | 500.00           |
| <a href="#">A 1040.45</a> | District Clerk                    |    | 500.00            | 0.00             | 500.00            | 9.68              | 0.00              | 490.32           |
| <b>1040</b>               | <b>DISTRICT CLERK</b>             | *  | <b>88,323.65</b>  | <b>1,681.47</b>  | <b>90,005.12</b>  | <b>51,217.07</b>  | <b>37,015.35</b>  | <b>1,772.70</b>  |
| <a href="#">A 1060.40</a> | District Meeting                  |    | 9,076.40          | 0.00             | 9,076.40          | 2,185.00          | 5,867.60          | 1,023.80         |
| <b>1060</b>               | <b>DISTRICT MEETING</b>           | *  | <b>9,076.40</b>   | <b>0.00</b>      | <b>9,076.40</b>   | <b>2,185.00</b>   | <b>5,867.60</b>   | <b>1,023.80</b>  |
| <b>10</b>                 |                                   | ** | <b>109,827.05</b> | <b>1,681.47</b>  | <b>111,508.52</b> | <b>60,378.06</b>  | <b>43,573.40</b>  | <b>7,557.06</b>  |
| <a href="#">A 1240.15</a> | Central Administration            |    | 228,729.67        | 0.00             | 228,729.67        | 131,959.35        | 96,770.32         | 0.00             |
| <a href="#">A 1240.16</a> | Central Administration            |    | 25,147.41         | 0.00             | 25,147.41         | 14,992.19         | 10,563.89         | -408.67          |
| <a href="#">A 1240.20</a> | Central Administration            |    | 2,000.00          | -1,093.20        | 906.80            | 0.00              | 90.00             | 816.80           |
| <a href="#">A 1240.40</a> | Central Administration            |    | 4,000.00          | 1,093.20         | 5,093.20          | 5,093.20          | 0.00              | 0.00             |
| <a href="#">A 1240.45</a> | Central Administration            |    | 795.00            | 0.00             | 795.00            | 419.19            | 375.00            | 0.81             |
| <b>1240</b>               | <b>CHIEF SCHOOL ADMINISTRATOR</b> | *  | <b>260,672.08</b> | <b>0.00</b>      | <b>260,672.08</b> | <b>152,463.93</b> | <b>107,799.21</b> | <b>408.94</b>    |
| <b>12</b>                 |                                   | ** | <b>260,672.08</b> | <b>0.00</b>      | <b>260,672.08</b> | <b>152,463.93</b> | <b>107,799.21</b> | <b>408.94</b>    |
| <a href="#">A 1310.15</a> | Business Administration           |    | 166,729.48        | 0.00             | 166,729.48        | 96,190.05         | 70,539.43         | 0.00             |
| <a href="#">A 1310.40</a> | Business Administration           |    | 18,070.00         | 1,360.00         | 19,430.00         | 11,636.00         | 1,693.00          | 6,101.00         |
| <a href="#">A 1310.49</a> | Business Administration           |    | 1,721.20          | 0.00             | 1,721.20          | 1,721.20          | 0.00              | 0.00             |
| <b>1310</b>               | <b>BUSINESS ADMINISTRATION</b>    | *  | <b>186,520.68</b> | <b>1,360.00</b>  | <b>187,880.68</b> | <b>109,547.25</b> | <b>72,232.43</b>  | <b>6,101.00</b>  |
| <a href="#">A 1320.40</a> | Auditing                          |    | 38,200.00         | 20,200.00        | 58,400.00         | 24,050.00         | 34,450.00         | -100.00          |
| <b>1320</b>               | <b>AUDITING</b>                   | *  | <b>38,200.00</b>  | <b>20,200.00</b> | <b>58,400.00</b>  | <b>24,050.00</b>  | <b>34,450.00</b>  | <b>-100.00</b>   |
| <a href="#">A 1325.16</a> | District Treasurer                |    | 100,000.00        | 0.00             | 100,000.00        | 57,692.25         | 42,307.75         | 0.00             |
| <a href="#">A 1325.20</a> | District Treasurer                |    | 500.00            | 0.00             | 500.00            | 0.00              | 0.00              | 500.00           |
| <a href="#">A 1325.40</a> | District Treasurer                |    | 500.00            | 0.00             | 500.00            | 0.00              | 0.00              | 500.00           |
| <a href="#">A 1325.45</a> | District Treasurer                |    | 1,500.00          | 0.00             | 1,500.00          | 6.23              | 837.50            | 656.27           |
| <b>1325</b>               | <b>TREASURER</b>                  | *  | <b>102,500.00</b> | <b>0.00</b>      | <b>102,500.00</b> | <b>57,698.48</b>  | <b>43,145.25</b>  | <b>1,656.27</b>  |
| <b>13</b>                 |                                   | ** | <b>327,220.68</b> | <b>21,560.00</b> | <b>348,780.68</b> | <b>191,295.73</b> | <b>149,827.68</b> | <b>7,657.27</b>  |
| <a href="#">A 1420.40</a> | Legal                             |    | 46,500.00         | 0.00             | 46,500.00         | 27,251.72         | 22,216.70         | -2,968.42        |
| <b>1420</b>               | <b>LEGAL</b>                      | *  | <b>46,500.00</b>  | <b>0.00</b>      | <b>46,500.00</b>  | <b>27,251.72</b>  | <b>22,216.70</b>  | <b>-2,968.42</b> |

# FIRE ISLAND UFSD

## Appropriation Status Detail Report By Function From 7/1/2024 To 1/31/2025



| Account                    | Description                              |    | Budget            | Adjustments     | Adj. Budget       | Expensed          | Encumbered        | Available        |
|----------------------------|--|----|-------------------|-----------------|-------------------|-------------------|-------------------|------------------|
| <a href="#">A 1430.49</a>  | Personnel                                |    | 12,301.25         | 0.00            | 12,301.25         | 1,768.98          | 10,027.07         | 505.20           |
| <b>1430</b>                | <b>PERSONNEL</b>                         | *  | <b>12,301.25</b>  | <b>0.00</b>     | <b>12,301.25</b>  | <b>1,768.98</b>   | <b>10,027.07</b>  | <b>505.20</b>    |
| <a href="#">A 1460.16</a>  | Records Management Officer               |    | 250.00            | 0.00            | 250.00            | 0.00              | 0.00              | 250.00           |
| <a href="#">A 1460.40</a>  | Records Management-Con Expenditure       |    | 5,000.00          | 0.00            | 5,000.00          | 1,850.66          | 0.00              | 3,149.34         |
| <b>1460</b>                | <b>RECORDS MANAGEMENT OFFICER</b>        | *  | <b>5,250.00</b>   | <b>0.00</b>     | <b>5,250.00</b>   | <b>1,850.66</b>   | <b>0.00</b>       | <b>3,399.34</b>  |
| <a href="#">A 1480.49</a>  | Public Information Services - BOCES      |    | 12,784.00         | 0.00            | 12,784.00         | 6,761.20          | 6,022.80          | 0.00             |
| <b>1480</b>                | <b>PUBLIC INFORMATION &amp; SERVICES</b> | *  | <b>12,784.00</b>  | <b>0.00</b>     | <b>12,784.00</b>  | <b>6,761.20</b>   | <b>6,022.80</b>   | <b>0.00</b>      |
| <b>14</b>                  |  | ** | <b>76,835.25</b>  | <b>0.00</b>     | <b>76,835.25</b>  | <b>37,632.56</b>  | <b>38,266.57</b>  | <b>936.12</b>    |
| <a href="#">A 1620.16</a>  | Operations Of Plant                      |    | 120,954.92        | 0.00            | 120,954.92        | 72,357.19         | 46,141.52         | 2,456.21         |
| <a href="#">A 1620.16B</a> | Operations of Plant - Overtime           |    | 3,000.00          | 0.00            | 3,000.00          | 749.93            | 0.00              | 2,250.07         |
| <a href="#">A 1620.20</a>  | Operations Of Plant                      |    | 2,500.00          | 0.00            | 2,500.00          | 0.00              | 0.00              | 2,500.00         |
| <a href="#">A 1620.40</a>  | Operations Of Plant                      |    | 68,050.00         | 0.00            | 68,050.00         | 21,271.53         | 45,973.47         | 805.00           |
| <a href="#">A 1620.45</a>  | Operations Of Plant                      |    | 56,708.00         | 67.31           | 56,775.31         | 28,682.25         | 28,134.76         | -41.70           |
| <b>1620</b>                | <b>OPERATION OF PLANT</b>                | *  | <b>251,212.92</b> | <b>67.31</b>    | <b>251,280.23</b> | <b>123,060.90</b> | <b>120,249.75</b> | <b>7,969.58</b>  |
| <a href="#">A 1621.16</a>  | Maintenance Of Plant                     |    | 89,206.81         | 1,739.14        | 90,945.95         | 52,468.80         | 38,477.15         | 0.00             |
| <a href="#">A 1621.16B</a> | Maintenance of Plant - Overtime          |    | 1,500.00          | 0.00            | 1,500.00          | 0.00              | 0.00              | 1,500.00         |
| <a href="#">A 1621.20</a>  | Maintenance Of Plant                     |    | 4,500.00          | 0.00            | 4,500.00          | 3,317.58          | 0.00              | 1,182.42         |
| <a href="#">A 1621.40</a>  | Maintenance Of Plant                     |    | 29,375.00         | 4,384.00        | 33,759.00         | 21,608.57         | 12,150.43         | 0.00             |
| <a href="#">A 1621.45</a>  | Maintenance Of Plant                     |    | 6,200.00          | 0.00            | 6,200.00          | 1,019.85          | 5,145.71          | 34.44            |
| <b>1621</b>                | <b>MAINTENANCE OF PLANT</b>              | *  | <b>130,781.81</b> | <b>6,123.14</b> | <b>136,904.95</b> | <b>78,414.80</b>  | <b>55,773.29</b>  | <b>2,716.86</b>  |
| <a href="#">A 1660.45</a>  | Central Storeroom                        |    | 3,500.00          | 0.00            | 3,500.00          | 158.76            | 591.24            | 2,750.00         |
| <b>1660</b>                | <b>CENTRAL STOREROOM</b>                 | *  | <b>3,500.00</b>   | <b>0.00</b>     | <b>3,500.00</b>   | <b>158.76</b>     | <b>591.24</b>     | <b>2,750.00</b>  |
| <a href="#">A 1670.40</a>  | Central printing & mailing               |    | 6,299.88          | 0.00            | 6,299.88          | 887.91            | 3,600.97          | 1,811.00         |
| <a href="#">A 1670.45</a>  | Central printing & mailing               |    | 2,240.00          | 0.00            | 2,240.00          | 2,000.00          | 240.00            | 0.00             |
| <b>1670</b>                | <b>CENTRAL PRINTING &amp; MAILING</b>    | *  | <b>8,539.88</b>   | <b>0.00</b>     | <b>8,539.88</b>   | <b>2,887.91</b>   | <b>3,840.97</b>   | <b>1,811.00</b>  |
| <a href="#">A 1680.45</a>  | Central Data Processing                  |    | 8,500.00          | 0.00            | 8,500.00          | 1,829.13          | 2,670.87          | 4,000.00         |
| <a href="#">A 1680.49</a>  | Central Data Processing                  |    | 97,378.62         | 0.00            | 97,378.62         | 46,578.92         | 50,799.70         | 0.00             |
| <b>1680</b>                | <b>CENTRAL DATA PROCESSING</b>           | *  | <b>105,878.62</b> | <b>0.00</b>     | <b>105,878.62</b> | <b>48,408.05</b>  | <b>53,470.57</b>  | <b>4,000.00</b>  |
| <b>16</b>                  |  | ** | <b>499,913.23</b> | <b>6,190.45</b> | <b>506,103.68</b> | <b>252,930.42</b> | <b>233,925.82</b> | <b>19,247.44</b> |
| <a href="#">A 1910.40</a>  | Unallocated Insurance                    |    | 89,077.00         | 0.00            | 89,077.00         | 83,275.00         | 0.00              | 5,802.00         |
| <b>1910</b>                | <b>UNALLOCATED INSURANCE</b>             | *  | <b>89,077.00</b>  | <b>0.00</b>     | <b>89,077.00</b>  | <b>83,275.00</b>  | <b>0.00</b>       | <b>5,802.00</b>  |
| <a href="#">A 1981.49</a>  | Boces Administrative Charge              |    | 8,989.00          | 0.00            | 8,989.00          | 4,494.00          | 4,495.00          | 0.00             |
| <b>1981</b>                | <b>BOCES ADMINISTRATIVE COSTS</b>        | *  | <b>8,989.00</b>   | <b>0.00</b>     | <b>8,989.00</b>   | <b>4,494.00</b>   | <b>4,495.00</b>   | <b>0.00</b>      |

# FIRE ISLAND UFSD

## Appropriation Status Detail Report By Function From 7/1/2024 To 1/31/2025



| Account                       | Description                               |     | Budget              | Adjustments      | Adj. Budget         | Expensed          | Encumbered        | Available        |
|-------------------------------|---|-----|---------------------|------------------|---------------------|-------------------|-------------------|------------------|
| <b>19</b>                     |   | **  | <b>98,066.00</b>    | <b>0.00</b>      | <b>98,066.00</b>    | <b>87,769.00</b>  | <b>4,495.00</b>   | <b>5,802.00</b>  |
| <b>1</b>                      |   | *** | <b>1,372,534.29</b> | <b>29,431.92</b> | <b>1,401,966.21</b> | <b>782,469.70</b> | <b>577,887.68</b> | <b>41,608.83</b> |
| <a href="#">A 2010.49</a>     | Curriculum Development                    |     | 37,462.56           | 0.00             | 37,462.56           | 3,903.76          | 33,558.80         | 0.00             |
| <b>2010</b>                   | <b>CURRICULUM DEVEL &amp; SUPERVISION</b> | *   | <b>37,462.56</b>    | <b>0.00</b>      | <b>37,462.56</b>    | <b>3,903.76</b>   | <b>33,558.80</b>  | <b>0.00</b>      |
| <a href="#">A 2020.15</a>     | Curriculum Development Administrative     |     | 133,676.42          | 4,010.29         | 137,686.71          | 79,434.60         | 58,252.11         | 0.00             |
| <b>2020</b>                   | <b>SUPERVISION-REGULAR SCHOOL</b>         | *   | <b>133,676.42</b>   | <b>4,010.29</b>  | <b>137,686.71</b>   | <b>79,434.60</b>  | <b>58,252.11</b>  | <b>0.00</b>      |
| <a href="#">A 2070.40</a>     | In-Service Training                       |     | 0.00                | 2,100.00         | 2,100.00            | 2,375.00          | 125.00            | -400.00          |
| <b>2070</b>                   | <b>INSERVICE TRAINING-INSTRUCTION</b>     | *   | <b>0.00</b>         | <b>2,100.00</b>  | <b>2,100.00</b>     | <b>2,375.00</b>   | <b>125.00</b>     | <b>-400.00</b>   |
| <b>20</b>                     |   | **  | <b>171,138.98</b>   | <b>6,110.29</b>  | <b>177,249.27</b>   | <b>85,713.36</b>  | <b>91,935.91</b>  | <b>-400.00</b>   |
| <a href="#">A 2110.10</a>     | Teaching Regular School                   |     | 69,799.02           | 0.00             | 69,799.02           | 29,827.70         | 41,903.97         | -1,932.65        |
| <a href="#">A 2110.12</a>     | Teaching Regular School                   |     | 685,752.89          | 0.00             | 685,752.89          | 289,030.94        | 382,376.98        | 14,344.97        |
| <a href="#">A 2110.12--01</a> | Teaching Regular School Art               |     | 27,205.37           | 0.00             | 27,205.37           | 11,593.68         | 16,155.79         | -544.10          |
| <a href="#">A 2110.12--02</a> | Teaching Regular School Music             |     | 39,522.42           | 0.00             | 39,522.42           | 26,813.19         | 35,895.71         | -23,186.48       |
| <a href="#">A 2110.12--03</a> | Teaching Regular School P/E               |     | 76,849.15           | 0.00             | 76,849.15           | 42,525.58         | 37,040.17         | -2,716.60        |
| <a href="#">A 2110.14</a>     | Teaching Regular School - Substitut       |     | 72,661.96           | 0.00             | 72,661.96           | 29,932.83         | 0.00              | 42,729.13        |
| <a href="#">A 2110.20</a>     | Teaching Regular School                   |     | 6,980.00            | 0.00             | 6,980.00            | 1,547.09          | 589.10            | 4,843.81         |
| <a href="#">A 2110.40</a>     | Teaching Regular School                   |     | 15,000.00           | 0.00             | 15,000.00           | 6,527.80          | 570.65            | 7,901.55         |
| <a href="#">A 2110.40--01</a> | Teaching Regular School Art               |     | 570.00              | 0.00             | 570.00              | 70.00             | 0.00              | 500.00           |
| <a href="#">A 2110.40--02</a> | Teaching Regular School Music             |     | 2,545.00            | 0.00             | 2,545.00            | 2,030.64          | 329.15            | 185.21           |
| <a href="#">A 2110.40--03</a> | Teaching Regular School P/E               |     | 579.00              | 0.00             | 579.00              | 79.00             | 0.00              | 500.00           |
| <a href="#">A 2110.45</a>     | Teaching Regular School                   |     | 16,180.00           | 0.00             | 16,180.00           | 10,552.51         | 5,320.87          | 306.62           |
| <a href="#">A 2110.45--01</a> | Teaching Regular School Art               |     | 2,300.00            | 0.00             | 2,300.00            | 0.00              | 271.09            | 2,028.91         |
| <a href="#">A 2110.45--02</a> | Teaching Regular school Music             |     | 1,200.00            | 0.00             | 1,200.00            | 579.28            | 265.73            | 354.99           |
| <a href="#">A 2110.45--03</a> | Teaching Regular School P/E               |     | 1,350.00            | 0.00             | 1,350.00            | 1,054.74          | 0.00              | 295.26           |
| <a href="#">A 2110.47</a>     | Teaching Regular School                   |     | 137,288.15          | 0.00             | 137,288.15          | -16,005.10        | 137,288.15        | 16,005.10        |
| <a href="#">A 2110.48</a>     | Teaching Regular School                   |     | 8,380.00            | 0.00             | 8,380.00            | 5,872.95          | 240.00            | 2,267.05         |
| <a href="#">A 2110.49</a>     | Teaching Regular School                   |     | 5,309.02            | 0.00             | 5,309.02            | 2,339.95          | 2,969.07          | 0.00             |
| <b>2110</b>                   | <b>TEACHING-REGULAR SCHOOL</b>            | *   | <b>1,169,471.98</b> | <b>0.00</b>      | <b>1,169,471.98</b> | <b>444,372.78</b> | <b>661,216.43</b> | <b>63,882.77</b> |
| <a href="#">A 2114.040--C</a> | Teaching Regular School Confrences        |     | 500.00              | 0.00             | 500.00              | 0.00              | 0.00              | 500.00           |
| <b>2114</b>                   |   | *   | <b>500.00</b>       | <b>0.00</b>      | <b>500.00</b>       | <b>0.00</b>       | <b>0.00</b>       | <b>500.00</b>    |
| <b>21</b>                     |   | **  | <b>1,169,971.98</b> | <b>0.00</b>      | <b>1,169,971.98</b> | <b>444,372.78</b> | <b>661,216.43</b> | <b>64,382.77</b> |
| <a href="#">A 2250.15</a>     | Programs for Students w/ Disabilities     |     | 90,816.18           | 0.00             | 90,816.18           | 36,494.68         | 51,672.80         | 2,648.70         |
| <a href="#">A 2250.20</a>     | Programs for Students w/ Disabilities     |     | 1,000.00            | 0.00             | 1,000.00            | 0.00              | 0.00              | 1,000.00         |

# FIRE ISLAND UFSD

## Appropriation Status Detail Report By Function From 7/1/2024 To 1/31/2025



| Account                   | Description                             |    | Budget            | Adjustments      | Adj. Budget       | Expensed          | Encumbered        | Available         |
|---------------------------|---|----|-------------------|------------------|-------------------|-------------------|-------------------|-------------------|
| <a href="#">A 2250.40</a> | Programs for Students w/ Disabilities   |    | 11,000.00         | 0.00             | 11,000.00         | 0.00              | 5,500.00          | 5,500.00          |
| <a href="#">A 2250.45</a> | Programs for Students w/ Disabilities   |    | 500.00            | 0.00             | 500.00            | 0.00              | 0.00              | 500.00            |
| <a href="#">A 2250.47</a> | Programs for Students w/ Disabilities   |    | 153,698.94        | -2,384.00        | 151,314.94        | -66,123.49        | 50,000.00         | 167,438.43        |
| <a href="#">A 2250.49</a> | Programs for Students w/ Disabilities   |    | 221,328.86        | 0.00             | 221,328.86        | 76,150.68         | 145,178.18        | 0.00              |
| <b>2250</b>               | <b>PROGRAMS-STUDENTS W/ DISABIL</b>     | *  | <b>478,343.98</b> | <b>-2,384.00</b> | <b>475,959.98</b> | <b>46,521.87</b>  | <b>252,350.98</b> | <b>177,087.13</b> |
| <b>22</b>                 |   | ** | <b>478,343.98</b> | <b>-2,384.00</b> | <b>475,959.98</b> | <b>46,521.87</b>  | <b>252,350.98</b> | <b>177,087.13</b> |
| <a href="#">A 2330.49</a> | Environmental Education - BOCES         |    | 25,125.00         | 0.00             | 25,125.00         | 7,537.50          | 17,587.50         | 0.00              |
| <b>2330</b>               | <b>TEACHING-SPECIAL SCHOOLS</b>         | *  | <b>25,125.00</b>  | <b>0.00</b>      | <b>25,125.00</b>  | <b>7,537.50</b>   | <b>17,587.50</b>  | <b>0.00</b>       |
| <b>23</b>                 |   | ** | <b>25,125.00</b>  | <b>0.00</b>      | <b>25,125.00</b>  | <b>7,537.50</b>   | <b>17,587.50</b>  | <b>0.00</b>       |
| <a href="#">A 2610.15</a> | School Library                          |    | 54,410.74         | 0.00             | 54,410.74         | 23,187.36         | 32,311.59         | -1,088.21         |
| <a href="#">A 2610.20</a> | School Library                          |    | 300.00            | 0.00             | 300.00            | 0.00              | 0.00              | 300.00            |
| <a href="#">A 2610.40</a> | School Library                          |    | 2,500.00          | 0.00             | 2,500.00          | 0.00              | 0.00              | 2,500.00          |
| <a href="#">A 2610.45</a> | School Library                          |    | 5,000.00          | 0.00             | 5,000.00          | 788.57            | 376.17            | 3,835.26          |
| <a href="#">A 2610.49</a> | School Library                          |    | 7,530.09          | 0.00             | 7,530.09          | 8,636.39          | 0.00              | -1,106.30         |
| <b>2610</b>               | <b>SCHOOL LIBRARY &amp; AUDIOVISUAL</b> | *  | <b>69,740.83</b>  | <b>0.00</b>      | <b>69,740.83</b>  | <b>32,612.32</b>  | <b>32,687.76</b>  | <b>4,440.75</b>   |
| <a href="#">A 2620.49</a> | Educational TV - BOCES                  |    | 1,237.55          | 0.00             | 1,237.55          | 1,031.66          | 205.89            | 0.00              |
| <b>2620</b>               | <b>EDUCATIONAL TELEVISION</b>           | *  | <b>1,237.55</b>   | <b>0.00</b>      | <b>1,237.55</b>   | <b>1,031.66</b>   | <b>205.89</b>     | <b>0.00</b>       |
| <a href="#">A 2630.15</a> | Computer Assisted Instruction           |    | 126,680.13        | 3,508.60         | 130,188.73        | 75,108.90         | 55,079.83         | 0.00              |
| <a href="#">A 2630.22</a> | Computer Hardware                       |    | 10,585.96         | 0.00             | 10,585.96         | 1,702.84          | 0.00              | 8,883.12          |
| <a href="#">A 2630.40</a> | Computer Assisted Instruction           |    | 27,610.00         | 0.00             | 27,610.00         | 13,656.84         | 2,426.39          | 11,526.77         |
| <a href="#">A 2630.45</a> | Computer Assisted Instruction           |    | 10,300.00         | 0.00             | 10,300.00         | 5,401.03          | 79.28             | 4,819.69          |
| <a href="#">A 2630.46</a> | Computer Software                       |    | 2,360.00          | 39.64            | 2,399.64          | 19.99             | 0.00              | 2,379.65          |
| <a href="#">A 2630.49</a> | Computer Assisted Instruction           |    | 52,082.85         | 0.00             | 52,082.85         | 0.00              | 52,082.85         | 0.00              |
| <b>2630</b>               | <b>COMPUTER ASSISTED INSTRUCTION</b>    | *  | <b>229,618.94</b> | <b>3,548.24</b>  | <b>233,167.18</b> | <b>95,889.60</b>  | <b>109,668.35</b> | <b>27,609.23</b>  |
| <b>26</b>                 |   | ** | <b>300,597.32</b> | <b>3,548.24</b>  | <b>304,145.56</b> | <b>129,533.58</b> | <b>142,562.00</b> | <b>32,049.98</b>  |
| <a href="#">A 2815.16</a> | Health Services                         |    | 66,640.62         | 0.00             | 66,640.62         | 36,050.65         | 31,755.57         | -1,165.60         |
| <a href="#">A 2815.20</a> | Health Services                         |    | 500.00            | 0.00             | 500.00            | 0.00              | 0.00              | 500.00            |
| <a href="#">A 2815.40</a> | Health Services                         |    | 10,045.00         | 0.00             | 10,045.00         | 3,638.66          | 6,200.00          | 206.34            |
| <a href="#">A 2815.41</a> | Health Svc's- Other Dist                |    | 2,400.00          | 0.00             | 2,400.00          | 0.00              | 2,400.00          | 0.00              |
| <a href="#">A 2815.45</a> | Health Services                         |    | 800.00            | 0.00             | 800.00            | 453.16            | 126.00            | 220.84            |
| <b>2815</b>               | <b>HEALTH SERVICES-REGULAR SCHOOL</b>   | *  | <b>80,385.62</b>  | <b>0.00</b>      | <b>80,385.62</b>  | <b>40,142.47</b>  | <b>40,481.57</b>  | <b>-238.42</b>    |
| <a href="#">A 2820.40</a> | Psychological Services                  |    | 1,000.00          | 0.00             | 1,000.00          | 0.00              | 0.00              | 1,000.00          |
| <a href="#">A 2820.45</a> | Psychological Services                  |    | 600.00            | 0.00             | 600.00            | 0.00              | 0.00              | 600.00            |

# FIRE ISLAND UFSD

## Appropriation Status Detail Report By Function From 7/1/2024 To 1/31/2025



| Account                       | Description                           |     | Budget              | Adjustments      | Adj. Budget         | Expensed          | Encumbered          | Available         |
|-------------------------------|---------------------------------------|-----|---------------------|------------------|---------------------|-------------------|---------------------|-------------------|
| <b>2820</b>                   | <b>PSYCHOLOGICAL SRVC-REG SCHOOL</b>  | *   | <b>1,600.00</b>     | <b>0.00</b>      | <b>1,600.00</b>     | <b>0.00</b>       | <b>0.00</b>         | <b>1,600.00</b>   |
| <a href="#">A 2830.49</a>     | Pupil Personnel                       |     | 2,835.00            | 0.00             | 2,835.00            | 2,268.00          | 567.00              | 0.00              |
| <b>2830</b>                   | <b>PUPIL PERSONNEL SRVC-SPEC SCHL</b> | *   | <b>2,835.00</b>     | <b>0.00</b>      | <b>2,835.00</b>     | <b>2,268.00</b>   | <b>567.00</b>       | <b>0.00</b>       |
| <a href="#">A 2850.15</a>     | Co Curricular Activities              |     | 26,600.00           | 0.00             | 26,600.00           | 13,511.91         | 170.00              | 12,918.09         |
| <a href="#">A 2850.40</a>     | Co Curricular Activities              |     | 19,000.00           | -2,100.00        | 16,900.00           | 8,510.00          | 7,717.50            | 672.50            |
| <a href="#">A 2850.45</a>     | Co Curricular Activities              |     | 4,000.00            | 0.00             | 4,000.00            | 237.66            | 100.85              | 3,661.49          |
| <b>2850</b>                   | <b>CO-CURRICULAR ACTIV-REG SCHL</b>   | *   | <b>49,600.00</b>    | <b>-2,100.00</b> | <b>47,500.00</b>    | <b>22,259.57</b>  | <b>7,988.35</b>     | <b>17,252.08</b>  |
| <b>28</b>                     |                                       | **  | <b>134,420.62</b>   | <b>-2,100.00</b> | <b>132,320.62</b>   | <b>64,670.04</b>  | <b>49,036.92</b>    | <b>18,613.66</b>  |
| <b>2</b>                      |                                       | *** | <b>2,279,597.88</b> | <b>5,174.53</b>  | <b>2,284,772.41</b> | <b>778,349.13</b> | <b>1,214,689.74</b> | <b>291,733.54</b> |
| <a href="#">A 5510.16</a>     | District Transportation               |     | 346,219.91          | 0.00             | 346,219.91          | 177,552.91        | 164,457.51          | 4,209.49          |
| <a href="#">a 5510.16b</a>    | Overtime                              |     | 19,500.00           | 0.00             | 19,500.00           | 10,582.95         | 0.00                | 8,917.05          |
| <a href="#">A 5510.20</a>     | District Transportation               |     | 1,000.00            | 0.00             | 1,000.00            | 1,000.00          | 0.00                | 0.00              |
| <a href="#">A 5510.21</a>     | District Transportation               |     | 125,000.00          | -16,658.00       | 108,342.00          | 0.00              | 108,342.00          | 0.00              |
| <a href="#">A 5510.40</a>     | District Transportation               |     | 100,800.00          | 6,000.00         | 106,800.00          | 93,657.09         | 12,305.45           | 837.46            |
| <a href="#">A 5510.45</a>     | District Transportation               |     | 53,000.00           | 930.00           | 53,930.00           | 18,271.51         | 35,658.49           | 0.00              |
| <a href="#">A 5510.49</a>     | District Transportation               |     | 2,096.00            | 0.00             | 2,096.00            | 602.00            | 1,494.00            | 0.00              |
| <b>5510</b>                   | <b>DISTRICT TRANSPORT-MEDICAID</b>    | *   | <b>647,615.91</b>   | <b>-9,728.00</b> | <b>637,887.91</b>   | <b>301,666.46</b> | <b>322,257.45</b>   | <b>13,964.00</b>  |
| <a href="#">A 5530.16</a>     | Garage Building                       |     | 9,303.51            | 179.17           | 9,482.68            | 3,195.83          | 3,024.36            | 3,262.49          |
| <a href="#">A 5530.20</a>     | Garage Building                       |     | 2,000.00            | 0.00             | 2,000.00            | 2,000.00          | 0.00                | 0.00              |
| <a href="#">A 5530.40</a>     | Garage Building                       |     | 10,000.00           | 0.00             | 10,000.00           | 2,645.02          | 7,354.98            | 0.00              |
| <a href="#">A 5530.45</a>     | Garage Building                       |     | 500.00              | 0.00             | 500.00              | 500.00            | 0.00                | 0.00              |
| <b>5530</b>                   | <b>GARAGE BUILDING</b>                | *   | <b>21,803.51</b>    | <b>179.17</b>    | <b>21,982.68</b>    | <b>8,340.85</b>   | <b>10,379.34</b>    | <b>3,262.49</b>   |
| <b>55</b>                     |                                       | **  | <b>669,419.42</b>   | <b>-9,548.83</b> | <b>659,870.59</b>   | <b>310,007.31</b> | <b>332,636.79</b>   | <b>17,226.49</b>  |
| <b>5</b>                      |                                       | *** | <b>669,419.42</b>   | <b>-9,548.83</b> | <b>659,870.59</b>   | <b>310,007.31</b> | <b>332,636.79</b>   | <b>17,226.49</b>  |
| <a href="#">A 7140.15</a>     | Community Recreation                  |     | 0.00                | 0.00             | 0.00                | 170.00            | 0.00                | -170.00           |
| <a href="#">A 7140.16</a>     | Community Recreation                  |     | 21,898.27           | 0.00             | 21,898.27           | 12,647.42         | 3,956.14            | 5,294.71          |
| <a href="#">A 7140.40</a>     | Community Recreation                  |     | 15,000.00           | 0.00             | 15,000.00           | 8,400.00          | 5,600.00            | 1,000.00          |
| <a href="#">A 7140.45</a>     | Community Recreation                  |     | 5,000.00            | 0.00             | 5,000.00            | 770.00            | 0.00                | 4,230.00          |
| <a href="#">A 7140.45 -CL</a> | Community Recreation - Library        |     | 5,000.00            | 136.79           | 5,136.79            | 2,400.90          | 0.00                | 2,735.89          |
| <b>7140</b>                   | <b>RECREATION</b>                     | *   | <b>46,898.27</b>    | <b>136.79</b>    | <b>47,035.06</b>    | <b>24,388.32</b>  | <b>9,556.14</b>     | <b>13,090.60</b>  |
| <b>71</b>                     |                                       | **  | <b>46,898.27</b>    | <b>136.79</b>    | <b>47,035.06</b>    | <b>24,388.32</b>  | <b>9,556.14</b>     | <b>13,090.60</b>  |
| <b>7</b>                      |                                       | *** | <b>46,898.27</b>    | <b>136.79</b>    | <b>47,035.06</b>    | <b>24,388.32</b>  | <b>9,556.14</b>     | <b>13,090.60</b>  |
| <a href="#">A 9010.80</a>     | State Retirement                      |     | 119,514.57          | 6,574.43         | 126,089.00          | 126,089.00        | 0.00                | 0.00              |

# FIRE ISLAND UFSD

## Appropriation Status Detail Report By Function From 7/1/2024 To 1/31/2025



| Account                    | Description                    |     | Budget              | Adjustments      | Adj. Budget         | Expensed            | Encumbered          | Available         |
|----------------------------|--------------------------------|-----|---------------------|------------------|---------------------|---------------------|---------------------|-------------------|
| 9010                       | STATE RETIREMENT               | *   | 119,514.57          | 6,574.43         | 126,089.00          | 126,089.00          | 0.00                | 0.00              |
| <a href="#">A 9020.80</a>  | Teacher Retirement             |     | 186,211.47          | 0.00             | 186,211.47          | 0.00                | 0.00                | 186,211.47        |
| 9020                       | TEACHERS' RETIREMENT           | *   | 186,211.47          | 0.00             | 186,211.47          | 0.00                | 0.00                | 186,211.47        |
| <a href="#">A 9030.80</a>  | Social Security                |     | 210,000.00          | 0.00             | 210,000.00          | 99,897.76           | 107,594.78          | 2,507.46          |
| 9030                       | SOCIAL SECURITY                | *   | 210,000.00          | 0.00             | 210,000.00          | 99,897.76           | 107,594.78          | 2,507.46          |
| <a href="#">A 9040.80</a>  | Worker Compensation            |     | 1,000.00            | 0.00             | 1,000.00            | 11,305.00           | 11,305.00           | -21,610.00        |
| 9040                       | WORKERS' COMPENSATION          | *   | 1,000.00            | 0.00             | 1,000.00            | 11,305.00           | 11,305.00           | -21,610.00        |
| <a href="#">A 9045.80</a>  | Life Insurance                 |     | 3,000.00            | 0.00             | 3,000.00            | 1,357.87            | 1,642.13            | 0.00              |
| 9045                       | LIFE INSURANCE                 | *   | 3,000.00            | 0.00             | 3,000.00            | 1,357.87            | 1,642.13            | 0.00              |
| <a href="#">A 9050.80</a>  | Unemployment Insurance         |     | 1,000.00            | 0.00             | 1,000.00            | 6,689.48            | 1,000.00            | -6,689.48         |
| 9050                       | UNEMPLOYMENT INSURANCE         | *   | 1,000.00            | 0.00             | 1,000.00            | 6,689.48            | 1,000.00            | -6,689.48         |
| <a href="#">A 9055.80</a>  | Disability Insurance           |     | 500.00              | 0.00             | 500.00              | 396.98              | 0.00                | 103.02            |
| 9055                       | DISABILITY INSURANCE           | *   | 500.00              | 0.00             | 500.00              | 396.98              | 0.00                | 103.02            |
| <a href="#">A 9060.80</a>  | Hospital & Dental Insurance    |     | 917,077.83          | -7,965.10        | 909,112.73          | 539,311.61          | 326,417.03          | 43,384.09         |
| 9060                       | HOSPITAL, MEDICAL & DENTAL INS | *   | 917,077.83          | -7,965.10        | 909,112.73          | 539,311.61          | 326,417.03          | 43,384.09         |
| <a href="#">A 9070.80</a>  | Unused Sick Leave Payment      |     | 85,000.00           | 0.00             | 85,000.00           | 12,065.08           | 0.00                | 72,934.92         |
| 9070                       | UNION WELFARE BENEFITS         | *   | 85,000.00           | 0.00             | 85,000.00           | 12,065.08           | 0.00                | 72,934.92         |
| <a href="#">A 9089.80</a>  | Medicare Reimbursement         |     | 60,000.00           | 0.00             | 60,000.00           | 18,867.60           | 32,843.60           | 8,288.80          |
| 9089                       | OTHER                          | *   | 60,000.00           | 0.00             | 60,000.00           | 18,867.60           | 32,843.60           | 8,288.80          |
| 90                         |                                | **  | 1,583,303.87        | -1,390.67        | 1,581,913.20        | 815,980.38          | 480,802.54          | 285,130.28        |
| 9                          |                                | *** | 1,583,303.87        | -1,390.67        | 1,581,913.20        | 815,980.38          | 480,802.54          | 285,130.28        |
| <b>Fund ATotals:</b>       |                                |     | <b>5,951,753.73</b> | <b>23,803.74</b> | <b>5,975,557.47</b> | <b>2,711,194.84</b> | <b>2,615,572.89</b> | <b>648,789.74</b> |
| <a href="#">CM 2989.40</a> | Scholarships & Awards          |     | 0.00                | 0.00             | 0.00                | 3,469.78            | 0.00                | -3,469.78         |
| 2989                       |                                | *   | 0.00                | 0.00             | 0.00                | 3,469.78            | 0.00                | -3,469.78         |
| 29                         |                                | **  | 0.00                | 0.00             | 0.00                | 3,469.78            | 0.00                | -3,469.78         |
| 2                          |                                | *** | 0.00                | 0.00             | 0.00                | 3,469.78            | 0.00                | -3,469.78         |
| <b>Fund CMTotals:</b>      |                                |     | <b>0.00</b>         | <b>0.00</b>      | <b>0.00</b>         | <b>3,469.78</b>     | <b>0.00</b>         | <b>-3,469.78</b>  |
| <a href="#">F 2070.400</a> | In service Training            |     | 12,399.00           | 0.00             | 12,399.00           | 0.00                | 0.00                | 12,399.00         |
| 2070                       |                                | *   | 12,399.00           | 0.00             | 12,399.00           | 0.00                | 0.00                | 12,399.00         |
| 20                         |                                | **  | 12,399.00           | 0.00             | 12,399.00           | 0.00                | 0.00                | 12,399.00         |
| <a href="#">F 2110.20</a>  | Equipment (Garden)             |     | 1,600.00            | -1,600.00        | 0.00                | 0.00                | 0.00                | 0.00              |

# FIRE ISLAND UFSD

## Appropriation Status Detail Report By Function From 7/1/2024 To 1/31/2025



| Account                            | Description                               | Budget              | Adjustments      | Adj. Budget         | Expensed            | Encumbered          | Available           |
|------------------------------------|---|---------------------|------------------|---------------------|---------------------|---------------------|---------------------|
| <a href="#">F 2110.45</a>          | Materials & Supplies (Garden)             | 1,400.00            | 3,100.00         | 4,500.00            | 4,500.00            | 0.00                | 0.00                |
| <a href="#">F 2110.450-20-4243</a> | ESEA Title IV Part A                      | 2,249.13            | 0.00             | 2,249.13            | 946.00              | 0.00                | 1,303.13            |
| <b>2110</b>                        | *   | <b>5,249.13</b>     | <b>1,500.00</b>  | <b>6,749.13</b>     | <b>5,446.00</b>     | <b>0.00</b>         | <b>1,303.13</b>     |
| <b>21</b>                          | **  | <b>5,249.13</b>     | <b>1,500.00</b>  | <b>6,749.13</b>     | <b>5,446.00</b>     | <b>0.00</b>         | <b>1,303.13</b>     |
| <b>2</b>                           | ***                                       | <b>17,648.13</b>    | <b>1,500.00</b>  | <b>19,148.13</b>    | <b>5,446.00</b>     | <b>0.00</b>         | <b>13,702.13</b>    |
| <b>Fund FTotals:</b>               |   | <b>17,648.13</b>    | <b>1,500.00</b>  | <b>19,148.13</b>    | <b>5,446.00</b>     | <b>0.00</b>         | <b>13,702.13</b>    |
| <a href="#">H 1620.293-20-21</a>   | HVAC Upgrade 2021 General Construction    | 363,867.10          | 0.00             | 363,867.10          | 0.00                | 0.00                | 363,867.10          |
| <a href="#">H 1620.293-24-25</a>   | Capital Proposition Woodhull 24-25        | 1,100,000.00        | 0.00             | 1,100,000.00        | 0.00                | 0.00                | 1,100,000.00        |
| <a href="#">H 1620.293-24-25B</a>  | Capital Proposition Bus Maintenance 24-25 | 145,443.80          | 0.00             | 145,443.80          | 0.00                | 0.00                | 145,443.80          |
| <b>1620</b>                        | *   | <b>1,609,310.90</b> | <b>0.00</b>      | <b>1,609,310.90</b> | <b>0.00</b>         | <b>0.00</b>         | <b>1,609,310.90</b> |
| <a href="#">H 1622.240-24-25</a>   | Capital Proposition Woodhull 24-25        | 74,101.50           | 0.00             | 74,101.50           | 37,977.02           | 36,124.48           | 0.00                |
| <a href="#">H 1622.240-24-25B</a>  | Capital Proposition Bus Maintenance 24-25 | 7,454.70            | 0.00             | 7,454.70            | 3,820.53            | 3,634.17            | 0.00                |
| <a href="#">H 1622.245-24-25</a>   | Capital Proposition Woodhull 24-25        | 247,500.00          | 0.00             | 247,500.00          | 0.00                | 0.00                | 247,500.00          |
| <a href="#">H 1622.245-24-25B</a>  | Capital Proposition Bus Maintenance 24-25 | 25,500.00           | 0.00             | 25,500.00           | 0.00                | 0.00                | 25,500.00           |
| <b>1622</b>                        | *   | <b>354,556.20</b>   | <b>0.00</b>      | <b>354,556.20</b>   | <b>41,797.55</b>    | <b>39,758.65</b>    | <b>273,000.00</b>   |
| <b>16</b>                          | **  | <b>1,963,867.10</b> | <b>0.00</b>      | <b>1,963,867.10</b> | <b>41,797.55</b>    | <b>39,758.65</b>    | <b>1,882,310.90</b> |
| <b>1</b>                           | ***                                       | <b>1,963,867.10</b> | <b>0.00</b>      | <b>1,963,867.10</b> | <b>41,797.55</b>    | <b>39,758.65</b>    | <b>1,882,310.90</b> |
| <b>Fund HTotals:</b>               |   | <b>1,963,867.10</b> | <b>0.00</b>      | <b>1,963,867.10</b> | <b>41,797.55</b>    | <b>39,758.65</b>    | <b>1,882,310.90</b> |
| <b>Grand Totals:</b>               |   | <b>7,933,268.96</b> | <b>25,303.74</b> | <b>7,958,572.70</b> | <b>2,761,908.17</b> | <b>2,655,331.54</b> | <b>2,541,332.99</b> |

# FIRE ISLAND UFSD

## Revenue Status Report By Function From 7/1/2024 To 1/31/2025



| Account                            | Description                         | Budget              | Adjustments     | Revised Budget      | Revenue Earned      | Unearned Revenue    |
|------------------------------------|-------------------------------------|---------------------|-----------------|---------------------|---------------------|---------------------|
| <a href="#">A 1001</a>             | Real Property Tax                   | 5,258,255.00        | 0.00            | 5,258,255.00        | 2,843,586.74        | 2,414,668.26        |
| <a href="#">A 1040</a>             | Appropriation Of Planned Balance    | 150,000.00          | 0.00            | 150,000.00          | 0.00                | 150,000.00          |
| <a href="#">A 1041</a>             | Special Taxes - Suffolk County      | 630,000.00          | 0.00            | 630,000.00          | 0.00                | 630,000.00          |
| <a href="#">A 1085</a>             | School Tax Relief " Star "          | 6,500.00            | 0.00            | 6,500.00            | 5,227.04            | 1,272.96            |
| <a href="#">A 1090</a>             | Interest On Real Property Taxes     | 0.00                | 0.00            | 0.00                | 2,858.00            | -2,858.00           |
| <a href="#">A 1311</a>             | Day School Tuition From individuals | 50,671.73           | 0.00            | 50,671.73           | 25,270.05           | 25,401.68           |
| <a href="#">A 1315</a>             | Adult Education                     | 3,500.00            | 0.00            | 3,500.00            | 4,235.00            | -735.00             |
| <a href="#">A 1335</a>             | Student Fees & Charges              | 1,500.00            | 0.00            | 1,500.00            | 0.00                | 1,500.00            |
| <a href="#">A 2401</a>             | Interest & Earnings                 | 156,000.00          | 0.00            | 156,000.00          | 121,303.41          | 34,696.59           |
| <a href="#">A 2665</a>             | Sale Of Equipment                   | 3,000.00            | 0.00            | 3,000.00            | 0.00                | 3,000.00            |
| <a href="#">A 2666</a>             | Sale Of Transportation Equipment    | 10,000.00           | 0.00            | 10,000.00           | 15,767.50           | -5,767.50           |
| <a href="#">A 2680</a>             | Insurance Recoveries                | 0.00                | 0.00            | 0.00                | 7,566.90            | -7,566.90           |
| <a href="#">A 2705</a>             | Gifts & Donations                   | 0.00                | 0.00            | 0.00                | 700.00              | -700.00             |
| <a href="#">A 2770</a>             | Other Unclassified Revenues         | 0.00                | 0.00            | 0.00                | 2,916.00            | -2,916.00           |
| <a href="#">A 3101</a>             | Basic State Aid                     | 184,768.00          | 0.00            | 184,768.00          | 29,070.05           | 155,697.95          |
| <a href="#">A 3101.EX</a>          | Excess Cost Aid                     | 50,000.00           | 0.00            | 50,000.00           | 8,243.50            | 41,756.50           |
| <a href="#">A 3102</a>             | Lottery Aid                         | 17,000.00           | 0.00            | 17,000.00           | 8,656.70            | 8,343.30            |
| <a href="#">A 3103</a>             | Boces Aid                           | 57,989.00           | 0.00            | 57,989.00           | 0.00                | 57,989.00           |
| <a href="#">A 3260</a>             | Textbook Aid                        | 1,806.00            | 0.00            | 1,806.00            | 0.00                | 1,806.00            |
| <a href="#">A 3262</a>             | Computer Software Aid               | 539.00              | 0.00            | 539.00              | 0.00                | 539.00              |
| <a href="#">A 3263</a>             | Library Aid                         | 225.00              | 0.00            | 225.00              | 0.00                | 225.00              |
| <b>A Totals:</b>                   |                                     | <b>6,581,753.73</b> | <b>0.00</b>     | <b>6,581,753.73</b> | <b>3,075,400.89</b> | <b>3,506,352.84</b> |
| <a href="#">CM 2705</a>            | Contributions / Gifts & Doantions   | 0.00                | 0.00            | 0.00                | 3,469.78            | -3,469.78           |
| <b>CM Totals:</b>                  |                                     | <b>0.00</b>         | <b>0.00</b>     | <b>0.00</b>         | <b>3,469.78</b>     | <b>-3,469.78</b>    |
| <a href="#">F 3289</a>             | Local Government Source             | 3,000.00            | 1,500.00        | 4,500.00            | 4,500.00            | 0.00                |
| <a href="#">F 4289</a>             | Other Federal Aid                   | 12,399.00           | 0.00            | 12,399.00           | 12,399.00           | 0.00                |
| <a href="#">F 4289.204.24.3160</a> | ESEA Title IV, Part A               | 1,000.00            | 0.00            | 1,000.00            | 1,000.00            | 0.00                |
| <b>F Totals:</b>                   |                                     | <b>16,399.00</b>    | <b>1,500.00</b> | <b>17,899.00</b>    | <b>17,899.00</b>    | <b>0.00</b>         |
| <b>Grand Totals:</b>               |                                     | <b>6,598,152.73</b> | <b>1,500.00</b> | <b>6,599,652.73</b> | <b>3,096,769.67</b> | <b>3,502,883.06</b> |

**FIRE ISLAND UFSD**



**Cash Disbursement Schedule Report For A - 17: Cash Disbursement January 2025**

| Check / Ref #        | Payment Type | Date       | Vendor ID | Vendor Name                 | PO Number | Account       | Explanation | Paid            | Liquidated      |
|----------------------|--------------|------------|-----------|-----------------------------|-----------|---------------|-------------|-----------------|-----------------|
| <a href="#">1002</a> | CC           | 01/14/2025 | 4121      | Community Garden Center INC | 8300      | F 2110.45     |             | 1,338.00        | 1,338.00        |
| <b>Check Totals:</b> |              |            |           |                             |           |               |             | <b>1,338.00</b> | <b>1,338.00</b> |
| <a href="#">2572</a> | CC           | 01/01/2025 | 2713      | Shape America               | 8107      | A 2110.40--03 | **VOID**    | -79.00          | -79.00          |
| <b>Check Totals:</b> |              |            |           |                             |           |               |             | <b>-79.00</b>   | <b>-79.00</b>   |
| <a href="#">2800</a> | CC           | 01/14/2025 | 4013      | Amazon Capital Services     | 8288      | A 2610.45     |             | 68.14           | 68.14           |
|                      |              |            |           |                             | 8317      | A 5510.45     |             | 381.87          | 381.87          |
|                      |              |            |           |                             | 8318      | A 2630.22     |             | 129.99          | 129.99          |
|                      |              |            |           |                             | 8314      | A 2110.45--02 |             | 94.92           | 94.92           |
|                      |              |            |           |                             | 8321      | A 2110.45--02 |             | 103.53          | 103.53          |
|                      |              |            |           |                             | 8124      | A 2110.45     |             | 11.97           | 11.97           |
|                      |              |            |           |                             | 8332      | A 5510.45     |             | 27.39           | 27.39           |
| <b>Check Totals:</b> |              |            |           |                             |           |               |             | <b>817.81</b>   | <b>817.81</b>   |
| <a href="#">2801</a> | CC           | 01/14/2025 | 2734      | ANNE NILAND                 | 8247      | A 7140.40     |             | 1,120.00        | 1,120.00        |
| <b>Check Totals:</b> |              |            |           |                             |           |               |             | <b>1,120.00</b> | <b>1,120.00</b> |
| <a href="#">2802</a> | CC           | 01/14/2025 | 4029      | Automotive C&E              | 8046      | A 5510.45     |             | 425.00          | 425.00          |
| <b>Check Totals:</b> |              |            |           |                             |           |               |             | <b>425.00</b>   | <b>425.00</b>   |
| <a href="#">2803</a> | CC           | 01/14/2025 | 4073      | AutoZone                    | 8048      | A 5510.45     |             | 66.92           | 66.92           |
| <b>Check Totals:</b> |              |            |           |                             |           |               |             | <b>66.92</b>    | <b>66.92</b>    |
| <a href="#">2804</a> | CC           | 01/14/2025 | 2947      | Baldwin Automotive          | 8030      | A 5510.40     |             | 488.97          | 488.97          |
|                      |              |            |           |                             | 8030      | A 5510.40     |             | 623.06          | 623.06          |

**FIRE ISLAND UFSD**



**Cash Disbursement Schedule Report For A - 17: Cash Disbursement January 2025**

| Check / Ref #        | Payment Type | Date       | Vendor ID | Vendor Name                   | PO Number | Account   | Explanation | Paid            | Liquidated      |
|----------------------|--------------|------------|-----------|-------------------------------|-----------|-----------|-------------|-----------------|-----------------|
|                      |              |            |           |                               | 8030      | A 5510.40 |             | 1,343.09        | 1,343.09        |
|                      |              |            |           |                               | 8030      | A 5510.40 |             | 392.00          | 392.00          |
|                      |              |            |           |                               | 8030      | A 5510.40 |             | 825.15          | 825.15          |
|                      |              |            |           |                               | 8030      | A 5510.40 |             | 600.10          | 600.10          |
|                      |              |            |           |                               | 8030      | A 5510.40 |             | 672.14          | 672.14          |
|                      |              |            |           |                               | 8030      | A 5510.40 |             | 573.09          | 573.09          |
|                      |              |            |           |                               | 8030      | A 5510.40 |             | 867.40          | 867.40          |
| <b>Check Totals:</b> |              |            |           |                               |           |           |             | <b>6,385.00</b> | <b>6,385.00</b> |
| <a href="#">2805</a> | CC           | 01/14/2025 | 3897      | Bang's Towing, Inc.           |           |           |             |                 |                 |
|                      |              |            |           |                               | 8044      | A 5510.40 |             | 350.00          | 350.00          |
| <b>Check Totals:</b> |              |            |           |                               |           |           |             | <b>350.00</b>   | <b>350.00</b>   |
| <a href="#">2806</a> | CC           | 01/14/2025 | 1999      | Bank of America Business Card |           |           |             |                 |                 |
|                      |              |            |           |                               | 8316      | A 5510.45 |             | 62.07           | 62.07           |
|                      |              |            |           |                               | 8099      | A 2110.40 |             | 19.99           | 19.99           |
|                      |              |            |           |                               | 8099      | A 2110.40 |             | 19.99           | 19.99           |
|                      |              |            |           |                               | 8099      | A 2110.40 |             | 29.00           | 29.00           |
|                      |              |            |           |                               | 8099      | A 2110.40 |             | 1.22            | 1.22            |
| <b>Check Totals:</b> |              |            |           |                               |           |           |             | <b>132.27</b>   | <b>132.27</b>   |
| <a href="#">2807</a> | CC           | 01/14/2025 | 4055      | Barbara Barosa                |           |           |             |                 |                 |
|                      |              |            |           |                               | 8171      | A 9089.80 |             | 4,192.80        | 4,192.80        |
| <b>Check Totals:</b> |              |            |           |                               |           |           |             | <b>4,192.80</b> | <b>4,192.80</b> |
| <a href="#">2808</a> | CC           | 01/14/2025 | 3832      | Benetech, Inc.                |           |           |             |                 |                 |
|                      |              |            |           |                               | 8115      | A 1310.40 |             | 102.00          | 102.00          |
| <b>Check Totals:</b> |              |            |           |                               |           |           |             | <b>102.00</b>   | <b>102.00</b>   |
| <a href="#">2809</a> | CC           | 01/14/2025 | 3487      | Bruce Danziger                |           |           |             |                 |                 |
|                      |              |            |           |                               | 8173      | A 9089.80 |             | 2,096.40        | 2,096.40        |
| <b>Check Totals:</b> |              |            |           |                               |           |           |             | <b>2,096.40</b> | <b>2,096.40</b> |

**FIRE ISLAND UFSD**



**Cash Disbursement Schedule Report For A - 17: Cash Disbursement January 2025**

| Check / Ref #        | Payment Type | Date       | Vendor ID | Vendor Name                  | PO Number | Account   | Explanation            | Paid            | Liquidated      |
|----------------------|--------------|------------|-----------|------------------------------|-----------|-----------|------------------------|-----------------|-----------------|
| <a href="#">2810</a> | CC           | 01/14/2025 | 3891      | Bruce Metcalf, Inc.          | 8058      | A 1620.40 |                        | 475.00          | 475.00          |
| <b>Check Totals:</b> |              |            |           |                              |           |           |                        | <b>475.00</b>   | <b>475.00</b>   |
| <a href="#">2811</a> | CC           | 01/14/2025 | 3872      | Canon Solutions America, Inc | 8017      | A 1680.45 |                        | 1,169.52        | 1,169.52        |
| <b>Check Totals:</b> |              |            |           |                              |           |           |                        | <b>1,169.52</b> | <b>1,169.52</b> |
| <a href="#">2812</a> | CC           | 01/14/2025 | 1351      | DAWN LIPPERT                 | 8178      | A 9089.80 |                        | 2,096.40        | 2,096.40        |
| <b>Check Totals:</b> |              |            |           |                              |           |           |                        | <b>2,096.40</b> | <b>2,096.40</b> |
| <a href="#">2813</a> | CC           | 01/14/2025 | 3417      | East Islip Lanes             | 8243      | A 2850.40 |                        | 279.00          | 279.00          |
|                      |              |            |           |                              | 8243      | A 2850.40 |                        | 294.50          | 294.50          |
|                      |              |            |           |                              | 8243      | A 2850.40 |                        | 310.00          | 310.00          |
|                      |              |            |           |                              | 8243      | A 2850.40 |                        | 263.50          | 263.50          |
|                      |              |            |           |                              | 8243      | A 2850.40 |                        | 248.00          | 248.00          |
|                      |              |            |           |                              | 8243      | A 2850.40 |                        | 310.00          | 310.00          |
|                      |              |            |           |                              | 8243      | A 2850.40 |                        | 279.00          | 279.00          |
|                      |              |            |           |                              | 8243      | A 2850.40 |                        | 294.50          | 294.50          |
|                      |              |            |           |                              | 8243      | A 2850.40 |                        | 294.50          | 294.50          |
|                      |              |            |           |                              | 8243      | A 2850.40 |                        | 279.00          | 279.00          |
| <b>Check Totals:</b> |              |            |           |                              |           |           |                        | <b>2,852.00</b> | <b>2,852.00</b> |
| <a href="#">2814</a> | CC           | 01/14/2025 | 1144      | EAST ISLIP LUMBER CO., INC.  | 8082      | A 1620.45 |                        | 88.68           | 88.68           |
| <b>Check Totals:</b> |              |            |           |                              |           |           |                        | <b>88.68</b>    | <b>88.68</b>    |
| <a href="#">2815</a> | CC           | 01/14/2025 | 1835      | EASTERN SUFFOLK BOCES        |           |           | Voided During Printing | 0.00            | 0.00            |
| <b>Check Totals:</b> |              |            |           |                              |           |           |                        | <b>0.00</b>     | <b>0.00</b>     |

**FIRE ISLAND UFSD**



**Cash Disbursement Schedule Report For A - 17: Cash Disbursement January 2025**

| Check / Ref #        | Payment Type | Date       | Vendor ID | Vendor Name                         | Explanation | Paid             | Liquidated       |
|----------------------|--------------|------------|-----------|-------------------------------------|-------------|------------------|------------------|
|                      |              |            |           | PO Number                           | Account     |                  |                  |
| <a href="#">2816</a> | CC           | 01/14/2025 | 1835      | EASTERN SUFFOLK BOCES               |             |                  |                  |
|                      |              |            |           | 8018                                | A 1310.49   | 489.20           | 489.20           |
|                      |              |            |           | 8018                                | A 1430.49   | 265.62           | 265.62           |
|                      |              |            |           | 8018                                | A 1680.49   | 8,896.11         | 8,896.11         |
|                      |              |            |           | 8018                                | A 1981.49   | 749.00           | 749.00           |
|                      |              |            |           | 8018                                | A 2010.49   | 447.44           | 447.44           |
|                      |              |            |           | 8018                                | A 2110.49   | 685.95           | 685.95           |
|                      |              |            |           | 8018                                | A 2250.49   | 20,170.86        | 20,170.86        |
|                      |              |            |           | 8018                                | A 2830.49   | 567.00           | 567.00           |
|                      |              |            |           | 8018                                | A 5510.49   | 602.00           | 602.00           |
|                      |              |            |           | 8018                                | A 1480.49   | 1,690.30         | 1,690.30         |
|                      |              |            |           | 8018                                | A 2330.49   | 2,512.50         | 2,512.50         |
|                      |              |            |           | 8018                                | A 1430.49   | -505.20          | 0.00             |
| <b>Check Totals:</b> |              |            |           |                                     |             | <b>36,570.78</b> | <b>37,075.98</b> |
| <a href="#">2817</a> | CC           | 01/14/2025 | 1115      | FIRE ISLAND BOTTLE GAS CORP.        |             |                  |                  |
|                      |              |            |           | 8056                                | A 1620.40   | 1,664.62         | 1,664.62         |
|                      |              |            |           | 8056                                | A 1620.40   | 1,945.00         | 1,945.00         |
| <b>Check Totals:</b> |              |            |           |                                     |             | <b>3,609.62</b>  | <b>3,609.62</b>  |
| <a href="#">2818</a> | CC           | 01/14/2025 | 1054      | FIRE ISLAND FERRIES, INC.           |             |                  |                  |
|                      |              |            |           | 8319                                | A 1240.40   | 1,058.69         | 1,058.69         |
|                      |              |            |           | 8081                                | A 1620.40   | 284.40           | 284.40           |
| <b>Check Totals:</b> |              |            |           |                                     |             | <b>1,343.09</b>  | <b>1,343.09</b>  |
| <a href="#">2818</a> | CC           | 01/14/2025 | 1054      | FIRE ISLAND FERRIES, INC.           | **VOID**    |                  |                  |
|                      |              |            |           | 8319                                | A 1240.40   | -1,058.69        | -1,058.69        |
|                      |              |            |           | 8081                                | A 1620.40   | -284.40          | -284.40          |
| <b>Check Totals:</b> |              |            |           |                                     |             | <b>-1,343.09</b> | <b>-1,343.09</b> |
| <a href="#">2819</a> | CC           | 01/14/2025 | 2468      | FIRST RELIANCE STANDARD LIFE INSUR. |             |                  |                  |
|                      |              |            |           | 8111                                | A 9060.80   | 3,024.63         | 3,024.63         |

**FIRE ISLAND UFSD**



**Cash Disbursement Schedule Report For A - 17: Cash Disbursement January 2025**

| Check / Ref #        | Payment Type | Date       | Vendor ID | Vendor Name                      | PO Number | Account       | Explanation | Paid                 | Liquidated      |                 |
|----------------------|--------------|------------|-----------|----------------------------------|-----------|---------------|-------------|----------------------|-----------------|-----------------|
|                      |              |            |           |                                  |           |               |             | <b>Check Totals:</b> | <b>3,024.63</b> | <b>3,024.63</b> |
| <a href="#">2820</a> | CC           | 01/14/2025 | 4082      | Follett Conctect Solutions, Inc. | 8287      | A 7140.45 -CL |             | 34.15                | 34.15           |                 |
|                      |              |            |           |                                  |           |               |             | <b>Check Totals:</b> | <b>34.15</b>    | <b>34.15</b>    |
| <a href="#">2821</a> | CC           | 01/14/2025 | 3985      | Frank B. Ferraro                 | 8190      | A 9089.80     |             | 2,096.40             | 2,096.40        |                 |
|                      |              |            |           |                                  |           |               |             | <b>Check Totals:</b> | <b>2,096.40</b> | <b>2,096.40</b> |
| <a href="#">2822</a> | CC           | 01/14/2025 | 3074      | GovConnection                    | 8323      | A 2630.45     |             | 1,477.41             | 1,477.41        |                 |
|                      |              |            |           |                                  |           |               |             | <b>Check Totals:</b> | <b>1,477.41</b> | <b>1,477.41</b> |
| <a href="#">2823</a> | CC           | 01/14/2025 | 1718      | GRAINGER                         | 8059      | A 1620.45     |             | 51.71                | 51.71           |                 |
|                      |              |            |           |                                  | 8059      | A 1620.45     |             | 79.58                | 79.58           |                 |
|                      |              |            |           |                                  | 8072      | A 1621.45     |             | 722.85               | 722.85          |                 |
|                      |              |            |           |                                  |           |               |             | <b>Check Totals:</b> | <b>854.14</b>   | <b>854.14</b>   |
| <a href="#">2824</a> | CC           | 01/14/2025 | 2507      | GUERCIO AND GUERCIO              | 8050      | A 1420.40     |             | 3,166.66             | 3,166.66        |                 |
|                      |              |            |           |                                  | 8051      | A 1420.40     |             | 336.00               | 336.00          |                 |
|                      |              |            |           |                                  |           |               |             | <b>Check Totals:</b> | <b>3,502.66</b> | <b>3,502.66</b> |
| <a href="#">2825</a> | CC           | 01/14/2025 | 3916      | Home Depot Pro                   | 8305      | A 1621.20     |             | 1,395.80             | 1,395.80        |                 |
|                      |              |            |           |                                  | 8305      | A 1621.20     |             | 120.66               | 120.66          |                 |
|                      |              |            |           |                                  | 8310      | A 2110.45--02 |             | 45.32                | 45.32           |                 |
|                      |              |            |           |                                  |           |               |             | <b>Check Totals:</b> | <b>1,561.78</b> | <b>1,561.78</b> |
| <a href="#">2826</a> | CC           | 01/14/2025 | 1023      | I. JANVEY AND SONS, INC.         | 8060      | A 1620.45     |             | 899.20               | 899.20          |                 |

**FIRE ISLAND UFSD**



**Cash Disbursement Schedule Report For A - 17: Cash Disbursement January 2025**

| Check / Ref #        | Payment Type | Date       | Vendor ID | Vendor Name                   | PO Number | Account       | Explanation | Paid            | Liquidated      |
|----------------------|--------------|------------|-----------|-------------------------------|-----------|---------------|-------------|-----------------|-----------------|
|                      |              |            |           |                               | 8060      | A 1620.45     |             | 71.68           | 71.68           |
| <b>Check Totals:</b> |              |            |           |                               |           |               |             | <b>970.88</b>   | <b>970.88</b>   |
| <a href="#">2827</a> | CC           | 01/14/2025 | 3981      | James W. Ferguson             | 8110      | A 2815.40     |             | 1,000.00        | 1,000.00        |
| <b>Check Totals:</b> |              |            |           |                               |           |               |             | <b>1,000.00</b> | <b>1,000.00</b> |
| <a href="#">2828</a> | CC           | 01/14/2025 | 3482      | Jay Lippert                   | 8179      | A 9089.80     |             | 2,096.40        | 2,096.40        |
| <b>Check Totals:</b> |              |            |           |                               |           |               |             | <b>2,096.40</b> | <b>2,096.40</b> |
| <a href="#">2829</a> | CC           | 01/14/2025 | 4075      | Joanne Filipkowski            | 8052      | A 1320.40     |             | 650.00          | 650.00          |
| <b>Check Totals:</b> |              |            |           |                               |           |               |             | <b>650.00</b>   | <b>650.00</b>   |
| <a href="#">2830</a> | CC           | 01/14/2025 | 1020      | KING KULLEN GROCERY CO., INC. | 8127      | A 2110.45     |             | 472.01          | 472.01          |
|                      |              |            |           |                               | 8121      | A 2110.45     |             | 358.35          | 358.35          |
| <b>Check Totals:</b> |              |            |           |                               |           |               |             | <b>830.36</b>   | <b>830.36</b>   |
| <a href="#">2831</a> | CC           | 01/14/2025 | 1441      | LAKESHORE LEARNING MATERIALS  | 8315      | A 2110.45--02 |             | 46.98           | 46.98           |
| <b>Check Totals:</b> |              |            |           |                               |           |               |             | <b>46.98</b>    | <b>46.98</b>    |
| <a href="#">2832</a> | CC           | 01/14/2025 | 4004      | Land Sea & Air                | 8043      | A 5510.40     |             | 65.00           | 65.00           |
|                      |              |            |           |                               | 8043      | A 5510.40     |             | 55.00           | 55.00           |
|                      |              |            |           |                               | 8043      | A 5510.40     |             | 25.00           | 25.00           |
| <b>Check Totals:</b> |              |            |           |                               |           |               |             | <b>145.00</b>   | <b>145.00</b>   |
| <a href="#">2833</a> | CC           | 01/14/2025 | 4122      | Mathematics Leagues, Inc      | 8302      | A 2110.45     |             | 90.00           | 90.00           |

**FIRE ISLAND UFSD**



**Cash Disbursement Schedule Report For A - 17: Cash Disbursement January 2025**

| Check / Ref #        | Payment Type | Date       | Vendor ID | Vendor Name   | PO Number | Account   | Explanation | Paid                 | Liquidated       |                  |
|----------------------|--------------|------------|-----------|---|-----------|-----------|-------------|----------------------|------------------|------------------|
|                      |              |            |           |   |           |           |             | <b>Check Totals:</b> | <b>90.00</b>     | <b>90.00</b>     |
| <a href="#">2834</a> | CC           | 01/14/2025 | 4070      | New York State Insurance Fund<br>Disability Benefits Fund | 8309      | A 9055.80 |             | 396.98               | 396.98           |                  |
|                      |              |            |           |   |           |           |             | <b>Check Totals:</b> | <b>396.98</b>    | <b>396.98</b>    |
| <a href="#">2835</a> | CC           | 01/14/2025 | 1119      | NYS EMP. HEALTH INS PENDING A/                            | 8009      | A 9060.80 |             | 77,425.18            | 77,425.18        |                  |
|                      |              |            |           |   |           |           |             | <b>Check Totals:</b> | <b>77,425.18</b> | <b>77,425.18</b> |
| <a href="#">2836</a> | CC           | 01/14/2025 | 3591      | PC University   | 8301      | A 5530.20 |             | 1,803.64             | 1,803.64         |                  |
|                      |              |            |           |   |           |           |             | <b>Check Totals:</b> | <b>1,803.64</b>  | <b>1,803.64</b>  |
| <a href="#">2837</a> | CC           | 01/14/2025 | 2261      | PEGGY DANZIGER  | 8246      | A 7140.40 |             | 980.00               | 980.00           |                  |
|                      |              |            |           |   | 8172      | A 9089.80 |             | 2,096.40             | 2,096.40         |                  |
|                      |              |            |           |   |           |           |             | <b>Check Totals:</b> | <b>3,076.40</b>  | <b>3,076.40</b>  |
| <a href="#">2838</a> | CC           | 01/14/2025 | 1612      | Pitney Bowes  | 8006      | A 1670.40 |             | 227.97               | 227.97           |                  |
|                      |              |            |           |   |           |           |             | <b>Check Totals:</b> | <b>227.97</b>    | <b>227.97</b>    |
| <a href="#">2839</a> | CC           | 01/14/2025 | 3580      | PSEG Long Island, LLC                                     | 8014      | A 1620.45 |             | 1,883.34             | 1,883.34         |                  |
|                      |              |            |           |   | 8015      | A 5530.40 |             | 1,064.88             | 1,064.88         |                  |
|                      |              |            |           |   |           |           |             | <b>Check Totals:</b> | <b>2,948.22</b>  | <b>2,948.22</b>  |
| <a href="#">2840</a> | CC           | 01/14/2025 | 3564      | PTSI  | 8298      | A 5510.40 |             | 745.00               | 745.00           |                  |
|                      |              |            |           |   |           |           |             | <b>Check Totals:</b> | <b>745.00</b>    | <b>745.00</b>    |
| <a href="#">2841</a> | CC           | 01/14/2025 | 2908      | Really Good Stuff   |           |           |             |                      |                  |                  |

**FIRE ISLAND UFSD**



**Cash Disbursement Schedule Report For A - 17: Cash Disbursement January 2025**

| Check / Ref #        | Payment Type | Date       | Vendor ID | Vendor Name                   | Explanation   | Paid            | Liquidated      |
|----------------------|--------------|------------|-----------|-------------------------------|---------------|-----------------|-----------------|
|                      |              |            |           | PO Number                     | Account       |                 |                 |
|                      |              |            |           | 8262                          | A 2110.45--02 | 107.90          | 107.90          |
| <b>Check Totals:</b> |              |            |           |                               |               | <b>107.90</b>   | <b>107.90</b>   |
| <a href="#">2842</a> | CC           | 01/14/2025 | 3102      | Richard Security              |               |                 |                 |
|                      |              |            |           | 8034                          | A 1620.40     | 144.21          | 144.21          |
| <b>Check Totals:</b> |              |            |           |                               |               | <b>144.21</b>   | <b>144.21</b>   |
| <a href="#">2843</a> | CC           | 01/14/2025 | 2713      | Shape America                 |               |                 |                 |
|                      |              |            |           | 8107                          | A 2110.40--03 | 79.00           | 79.00           |
| <b>Check Totals:</b> |              |            |           |                               |               | <b>79.00</b>    | <b>79.00</b>    |
| <a href="#">2844</a> | CC           | 01/14/2025 | 2456      | STAPLES Contract & Commercial |               |                 |                 |
|                      |              |            |           | 8108                          | A 2110.45     | 127.15          | 127.15          |
|                      |              |            |           | 8108                          | A 2110.45     | 74.20           | 74.20           |
| <b>Check Totals:</b> |              |            |           |                               |               | <b>201.35</b>   | <b>201.35</b>   |
| <a href="#">2845</a> | CC           | 01/14/2025 | 3351      | Suffolk County Comm., Inc.    |               |                 |                 |
|                      |              |            |           | 8324                          | A 5510.40     | 128.25          | 128.25          |
|                      |              |            |           | 8029                          | A 5510.40     | 499.20          | 499.20          |
| <b>Check Totals:</b> |              |            |           |                               |               | <b>627.45</b>   | <b>627.45</b>   |
| <a href="#">2846</a> | CC           | 01/14/2025 | 3309      | Suffolk Printing              |               |                 |                 |
|                      |              |            |           | 8322                          | A 7140.45     | 385.00          | 385.00          |
| <b>Check Totals:</b> |              |            |           |                               |               | <b>385.00</b>   | <b>385.00</b>   |
| <a href="#">2847</a> | CC           | 01/14/2025 | 3103      | Syntax Communications         |               |                 |                 |
|                      |              |            |           | 8218                          | A 1060.40     | 1,025.00        | 1,025.00        |
| <b>Check Totals:</b> |              |            |           |                               |               | <b>1,025.00</b> | <b>1,025.00</b> |
| <a href="#">2848</a> | CC           | 01/14/2025 | 2485      | TOWN OF ISLIP                 |               |                 |                 |
|                      |              |            |           | 8045                          | A 5510.45     | 2,861.82        | 2,861.82        |
|                      |              |            |           | 8045                          | A 5510.45     | 2,688.25        | 2,688.25        |
| <b>Check Totals:</b> |              |            |           |                               |               | <b>5,550.07</b> | <b>5,550.07</b> |

**FIRE ISLAND UFSD**



**Cash Disbursement Schedule Report For A - 17: Cash Disbursement January 2025**

| Check / Ref #        | Payment Type | Date       | Vendor ID | Vendor Name                                      | PO Number | Account   | Explanation | Paid              | Liquidated        |
|----------------------|--------------|------------|-----------|--|-----------|-----------|-------------|-------------------|-------------------|
| <a href="#">2849</a> | CC           | 01/14/2025 | 2111      | Verizon Communication                            | 8024      | A 1620.45 |             | 1,127.22          | 1,127.22          |
| <b>Check Totals:</b> |              |            |           |  |           |           |             | <b>1,127.22</b>   | <b>1,127.22</b>   |
| <a href="#">2850</a> | CC           | 01/14/2025 | 2431      | VERIZON WIRELESS                                 | 8023      | A 1620.45 |             | 562.23            | 562.23            |
| <b>Check Totals:</b> |              |            |           |  |           |           |             | <b>562.23</b>     | <b>562.23</b>     |
| <a href="#">2851</a> | CC           | 01/14/2025 | 2432      | WENDELL CHU                                      | 8170      | A 9089.80 |             | 4,192.80          | 4,192.80          |
| <b>Check Totals:</b> |              |            |           |  |           |           |             | <b>4,192.80</b>   | <b>4,192.80</b>   |
| <a href="#">2852</a> | CC           | 01/14/2025 | 3814      | Windstream Communications, Inc                   | 8016      | A 1620.45 |             | 0.38              | 0.38              |
| <b>Check Totals:</b> |              |            |           |  |           |           |             | <b>0.38</b>       | <b>0.38</b>       |
| <a href="#">2853</a> | CC           | 01/14/2025 | 1750      | Young men's Christian Association of Long Island | 8241      | A 2850.40 |             | 4,480.00          | 4,480.00          |
| <b>Check Totals:</b> |              |            |           |  |           |           |             | <b>4,480.00</b>   | <b>4,480.00</b>   |
| <a href="#">2854</a> | CC           | 01/09/2025 | 1054      | FIRE ISLAND FERRIES, INC.                        | 8081      | A 1620.40 |             | 284.40            | 284.40            |
| <b>Check Totals:</b> |              |            |           |  |           |           |             | <b>284.40</b>     | <b>284.40</b>     |
| <a href="#">2855</a> | CC           | 01/09/2025 | 1054      | FIRE ISLAND FERRIES, INC.                        | 8319      | A 1240.40 |             | 1,058.69          | 1,058.69          |
| <b>Check Totals:</b> |              |            |           |  |           |           |             | <b>1,058.69</b>   | <b>1,058.69</b>   |
| <b>Grand Totals:</b> |              |            |           |  |           |           |             | <b>188,639.08</b> | <b>189,144.28</b> |

**Number of Cash Disbursements: 59**

**Account Distribution Totals**

| Account   | Description      | Total Expensed | Total Liquidated |
|-----------|------------------|----------------|------------------|
| A 1060.40 | District Meeting | 1,025.00       | 1,025.00         |

**FIRE ISLAND UFSD**



**Cash Disbursement Schedule Report For A - 17: Cash Disbursement January 2025**

| Check / Ref # | Payment Type                          | Date | Vendor ID | Vendor Name | Explanation    | Paid             | Liquidated |
|---------------|---------------------------------------|------|-----------|-------------|----------------|------------------|------------|
|               |                                       |      | PO Number | Account     |                |                  |            |
| Account       | Description                           |      |           |             | Total Expensed | Total Liquidated |            |
| A 1240.40     | Central Administration                |      |           |             | 1,058.69       | 1,058.69         |            |
| A 1310.40     | Business Administration               |      |           |             | 102.00         | 102.00           |            |
| A 1310.49     | Business Administration               |      |           |             | 489.20         | 489.20           |            |
| A 1320.40     | Auditing                              |      |           |             | 650.00         | 650.00           |            |
| A 1420.40     | Legal                                 |      |           |             | 3,502.66       | 3,502.66         |            |
| A 1430.49     | Personnel                             |      |           |             | -239.58        | 265.62           |            |
| A 1480.49     | Public Information Services - BOCES   |      |           |             | 1,690.30       | 1,690.30         |            |
| A 1620.40     | Operations Of Plant                   |      |           |             | 4,513.23       | 4,513.23         |            |
| A 1620.45     | Operations Of Plant                   |      |           |             | 4,764.02       | 4,764.02         |            |
| A 1621.20     | Maintenance Of Plant                  |      |           |             | 1,516.46       | 1,516.46         |            |
| A 1621.45     | Maintenance Of Plant                  |      |           |             | 722.85         | 722.85           |            |
| A 1670.40     | Central printing & mailing            |      |           |             | 227.97         | 227.97           |            |
| A 1680.45     | Central Data Processing               |      |           |             | 1,169.52       | 1,169.52         |            |
| A 1680.49     | Central Data Processing               |      |           |             | 8,896.11       | 8,896.11         |            |
| A 1981.49     | Boces Administrative Charge           |      |           |             | 749.00         | 749.00           |            |
| A 2010.49     | Curriculum Development                |      |           |             | 447.44         | 447.44           |            |
| A 2110.40     | Teaching Regular School               |      |           |             | 70.20          | 70.20            |            |
| A 2110.40--03 | Teaching Regular School P/E           |      |           |             | 0.00           | 0.00             |            |
| A 2110.45     | Teaching Regular School               |      |           |             | 1,133.68       | 1,133.68         |            |
| A 2110.45--02 | Teaching Regular school Music         |      |           |             | 398.65         | 398.65           |            |
| A 2110.49     | Teaching Regular School               |      |           |             | 685.95         | 685.95           |            |
| A 2250.49     | Programs for Students w/ Disabilities |      |           |             | 20,170.86      | 20,170.86        |            |
| A 2330.49     | Environmental Education - BOCES       |      |           |             | 2,512.50       | 2,512.50         |            |
| A 2610.45     | School Library                        |      |           |             | 68.14          | 68.14            |            |
| A 2630.22     | Computer Hardware                     |      |           |             | 129.99         | 129.99           |            |
| A 2630.45     | Computer Assisted Instruction         |      |           |             | 1,477.41       | 1,477.41         |            |
| A 2815.40     | Health Services                       |      |           |             | 1,000.00       | 1,000.00         |            |
| A 2830.49     | Pupil Personnel                       |      |           |             | 567.00         | 567.00           |            |
| A 2850.40     | Co Curricular Activities              |      |           |             | 7,332.00       | 7,332.00         |            |
| A 5510.40     | District Transportation               |      |           |             | 8,252.45       | 8,252.45         |            |
| A 5510.45     | District Transportation               |      |           |             | 6,513.32       | 6,513.32         |            |
| A 5510.49     | District Transportation               |      |           |             | 602.00         | 602.00           |            |

**FIRE ISLAND UFSD**



**Cash Disbursement Schedule Report For A - 17: Cash Disbursement January 2025**

| Check / Ref #         | Payment Type                   | Date | Vendor ID | Vendor Name | Explanation           | Paid                    | Liquidated |
|-----------------------|--------------------------------|------|-----------|-------------|-----------------------|-------------------------|------------|
|                       |                                |      | PO Number | Account     |                       |                         |            |
| <b>Account</b>        | <b>Description</b>             |      |           |             | <b>Total Expensed</b> | <b>Total Liquidated</b> |            |
| A 5530.20             | Garage Building                |      |           |             | 1,803.64              | 1,803.64                |            |
| A 5530.40             | Garage Building                |      |           |             | 1,064.88              | 1,064.88                |            |
| A 7140.40             | Community Recreation           |      |           |             | 2,100.00              | 2,100.00                |            |
| A 7140.45             | Community Recreation           |      |           |             | 385.00                | 385.00                  |            |
| A 7140.45 -CL         | Community Recreation - Library |      |           |             | 34.15                 | 34.15                   |            |
| A 9055.80             | Disability Insurance           |      |           |             | 396.98                | 396.98                  |            |
| A 9060.80             | Hospital & Dental Insurance    |      |           |             | 80,449.81             | 80,449.81               |            |
| A 9089.80             | Medicare Reimbursement         |      |           |             | 18,867.60             | 18,867.60               |            |
| <b>Fund A Totals:</b> |                                |      |           |             | <b>187,301.08</b>     | <b>187,806.28</b>       |            |
| F 2110.45             | Materials & Supplies (Garden)  |      |           |             | 1,338.00              | 1,338.00                |            |
| <b>Fund F Totals:</b> |                                |      |           |             | <b>1,338.00</b>       | <b>1,338.00</b>         |            |
| <b>Grand Totals:</b>  |                                |      |           |             | <b>188,639.08</b>     | <b>189,144.28</b>       |            |

**General Ledger Summary Postings**

| Account | Description              | Debits     | Credits    |
|---------|--------------------------|------------|------------|
| A 204   | FNBLI CHECKING           | 0.00       | 187,301.08 |
| A 521   | Encumbrances             | 0.00       | 187,806.28 |
| A 522   | Expenditures             | 187,301.08 | 0.00       |
| A 821   | Reserve For Encumbrances | 187,806.28 | 0.00       |
| F 200   | Cash In Checking         | 0.00       | 1,338.00   |
| F 521   | Encumbrances             | 0.00       | 1,338.00   |
| F 522   | Expenditures             | 1,338.00   | 0.00       |
| F 821   | Reserve For Encumbrances | 1,338.00   | 0.00       |

# FIRE ISLAND UFSD

## Cash Disbursement Schedule Report For A - 18: Payroll January 2025



| Check / Ref #        | Payment Type | Date       | Vendor ID | Vendor Name<br>PO Number   | Account | Explanation            | Paid             | Liquidated  |
|----------------------|--------------|------------|-----------|----------------------------|---------|------------------------|------------------|-------------|
| <a href="#">2991</a> | MW           | 01/07/2025 | 1123      | NYS INCOME TAX             | A 721   | Trust & Agency Payment | 5,052.38         | 0.00        |
|                      |              |            |           |                            | A 728   |                        | 202.36           | 0.00        |
| <b>Check Totals:</b> |              |            |           |                            |         |                        | <b>5,254.74</b>  | <b>0.00</b> |
| <a href="#">2992</a> | MW           | 01/07/2025 | 2076      | FICA                       | A 726   | Trust & Agency Payment | 6,688.88         | 0.00        |
|                      |              |            |           |                            | A 726   |                        | 6,688.88         | 0.00        |
|                      |              |            |           |                            | A 726   |                        | 1,564.33         | 0.00        |
|                      |              |            |           |                            | A 726   |                        | 1,564.33         | 0.00        |
| <b>Check Totals:</b> |              |            |           |                            |         |                        | <b>16,506.42</b> | <b>0.00</b> |
| <a href="#">2993</a> | MW           | 01/07/2025 | 2910      | Federal 941 Withholding    | A 722   | Trust & Agency Payment | 11,383.78        | 0.00        |
| <b>Check Totals:</b> |              |            |           |                            |         |                        | <b>11,383.78</b> | <b>0.00</b> |
| <a href="#">2994</a> | MW           | 01/07/2025 | 3228      | Fire Island UFSD           | A 720.1 | Trust & Agency Payment | 2,531.45         | 0.00        |
| <b>Check Totals:</b> |              |            |           |                            |         |                        | <b>2,531.45</b>  | <b>0.00</b> |
| <a href="#">2995</a> | MW           | 01/07/2025 | 3272      | Fire Island UFSD - T & A   | A 729   | Trust & Agency Payment | 1,873.00         | 0.00        |
|                      |              |            |           |                            | A 729   |                        | 3,288.85         | 0.00        |
|                      |              |            |           |                            | A 729   |                        | 400.00           | 0.00        |
| <b>Check Totals:</b> |              |            |           |                            |         |                        | <b>5,561.85</b>  | <b>0.00</b> |
| <a href="#">2996</a> | MW           | 01/07/2025 | 3453      | Net Pay - Fire Island UFSD | A 710   | Trust & Agency Payment | 71,881.75        | 0.00        |
| <b>Check Totals:</b> |              |            |           |                            |         |                        | <b>71,881.75</b> | <b>0.00</b> |
| <a href="#">2997</a> | MW           | 01/07/2025 | 3990      | Vanguard                   | A 729   | Trust & Agency Payment | 1,203.85         | 0.00        |
| <b>Check Totals:</b> |              |            |           |                            |         |                        | <b>1,203.85</b>  | <b>0.00</b> |

# FIRE ISLAND UFSD

## Cash Disbursement Schedule Report For A - 18: Payroll January 2025



| Check / Ref #        | Payment Type | Date       | Vendor ID | Vendor Name<br>PO Number            | Account | Explanation            | Paid             | Liquidated  |
|----------------------|--------------|------------|-----------|-------------------------------------|---------|------------------------|------------------|-------------|
| <a href="#">2998</a> | MW           | 01/21/2025 | 1123      | NYS INCOME TAX                      |         | Trust & Agency Payment |                  |             |
|                      |              |            |           |                                     | A 721   |                        | 5,061.51         | 0.00        |
|                      |              |            |           |                                     | A 728   |                        | 202.36           | 0.00        |
|                      |              |            |           |                                     |         | <b>Check Totals:</b>   | <b>5,263.87</b>  | <b>0.00</b> |
| <a href="#">2999</a> | MW           | 01/21/2025 | 1126      | NYS EMPLOYEES' RETIREMENT<br>SYSTEM |         | Trust & Agency Payment |                  |             |
|                      |              |            |           |                                     | A 718   |                        | 1,102.27         | 0.00        |
|                      |              |            |           |                                     | A 718   |                        | 200.00           | 0.00        |
|                      |              |            |           |                                     |         | <b>Check Totals:</b>   | <b>1,302.27</b>  | <b>0.00</b> |
| <a href="#">3000</a> | MW           | 01/21/2025 | 2076      | FICA                                |         | Trust & Agency Payment |                  |             |
|                      |              |            |           |                                     | A 726   |                        | 6,706.87         | 0.00        |
|                      |              |            |           |                                     | A 726   |                        | 6,706.87         | 0.00        |
|                      |              |            |           |                                     | A 726   |                        | 1,568.54         | 0.00        |
|                      |              |            |           |                                     | A 726   |                        | 1,568.54         | 0.00        |
|                      |              |            |           |                                     |         | <b>Check Totals:</b>   | <b>16,550.82</b> | <b>0.00</b> |
| <a href="#">3001</a> | MW           | 01/21/2025 | 2910      | Federal 941 Withholding             |         | Trust & Agency Payment |                  |             |
|                      |              |            |           |                                     | A 722   |                        | 11,274.08        | 0.00        |
|                      |              |            |           |                                     |         | <b>Check Totals:</b>   | <b>11,274.08</b> | <b>0.00</b> |
| <a href="#">3002</a> | MW           | 01/21/2025 | 3228      | Fire Island UFSD                    |         | Trust & Agency Payment |                  |             |
|                      |              |            |           |                                     | A 720.1 |                        | 2,531.45         | 0.00        |
|                      |              |            |           |                                     |         | <b>Check Totals:</b>   | <b>2,531.45</b>  | <b>0.00</b> |
| <a href="#">3003</a> | MW           | 01/21/2025 | 3272      | Fire Island UFSD - T & A            |         | Trust & Agency Payment |                  |             |
|                      |              |            |           |                                     | A 729   |                        | 1,873.00         | 0.00        |
|                      |              |            |           |                                     | A 729   |                        | 3,288.85         | 0.00        |
|                      |              |            |           |                                     | A 729   |                        | 400.00           | 0.00        |
|                      |              |            |           |                                     |         | <b>Check Totals:</b>   | <b>5,561.85</b>  | <b>0.00</b> |
| <a href="#">3004</a> | MW           | 01/21/2025 | 3453      | Net Pay - Fire Island UFSD          |         | Trust & Agency Payment |                  |             |
|                      |              |            |           |                                     | A 710   |                        | 72,229.83        | 0.00        |

**FIRE ISLAND UFSD**



**Cash Disbursement Schedule Report For A - 18: Payroll January 2025**

| Check / Ref #           | Payment Type | Date       | Vendor ID | Vendor Name<br>PO Number         | Account | Explanation                             | Paid             | Liquidated  |
|-------------------------|--------------|------------|-----------|----------------------------------|---------|---|------------------|-------------|
| <b>Check Totals:</b>    |              |            |           |                                  |         |   | <b>72,229.83</b> | <b>0.00</b> |
| <a href="#">3005</a>    | MW           | 01/21/2025 | 3990      | Vanguard                         | A 729   | Trust & Agency Payment                  | 1,203.85         | 0.00        |
| <b>Check Totals:</b>    |              |            |           |                                  |         |   | <b>1,203.85</b>  | <b>0.00</b> |
| <a href="#">10153</a>   | CC           | 01/08/2025 | 2592      | AFLAC                            | A 720   |   | 1,705.83         | 0.00        |
| <b>Check Totals:</b>    |              |            |           |                                  |         |   | <b>1,705.83</b>  | <b>0.00</b> |
| <a href="#">10154</a>   | CC           | 01/08/2025 | 4126      | Fire Island Teachers Association | A 724   | Trust & Agency Payment - FI TEA DUES 20 | 21.00            | 0.00        |
|                         |              |            |           |                                  | A 724   |   | 3.75             | 0.00        |
| <b>Check Totals:</b>    |              |            |           |                                  |         |   | <b>24.75</b>     | <b>0.00</b> |
| <a href="#">10155</a>   | CC           | 01/08/2025 | 1940      | NYS UNITED TEACHERS              | A 724   | Trust & Agency Payment - FIUNION        | 226.05           | 0.00        |
| <b>Check Totals:</b>    |              |            |           |                                  |         |   | <b>226.05</b>    | <b>0.00</b> |
| <a href="#">10156</a>   | CC           | 01/21/2025 | 4130      | Tyrone Holland                   | A 738   |   | 75.00            | 0.00        |
| <b>Check Totals:</b>    |              |            |           |                                  |         |   | <b>75.00</b>     | <b>0.00</b> |
| <a href="#">10157</a>   | CC           | 01/22/2025 | 4126      | Fire Island Teachers Association | A 724   | Trust & Agency Payment - FI TEA DUES 20 | 21.00            | 0.00        |
|                         |              |            |           |                                  | A 724   |   | 3.75             | 0.00        |
| <b>Check Totals:</b>    |              |            |           |                                  |         |   | <b>24.75</b>     | <b>0.00</b> |
| <a href="#">10158</a>   | CC           | 01/22/2025 | 1940      | NYS UNITED TEACHERS              | A 724   | Trust & Agency Payment - FIUNION        | 226.05           | 0.00        |
| <b>Check Totals:</b>    |              |            |           |                                  |         |   | <b>226.05</b>    | <b>0.00</b> |
| <a href="#">1102025</a> | PR           | 01/10/2025 | 2941      | PAYROLL EXPENDITURE              |         | Payroll Summary 1/10/2025               |                  |             |

**FIRE ISLAND UFSD**



**Cash Disbursement Schedule Report For A - 18: Payroll January 2025**

| Check / Ref #           | Payment Type | Date       | Vendor ID | Vendor Name         | Explanation               | Paid              | Liquidated        |
|-------------------------|--------------|------------|-----------|---------------------|---------------------------|-------------------|-------------------|
|                         |              |            |           | PO Number           | Account                   |                   |                   |
|                         |              |            |           | 20242025            | A 1040.16                 | 3,602.43          | 3,602.43          |
|                         |              |            |           | 20242025            | A 1240.15                 | 8,797.29          | 8,797.29          |
|                         |              |            |           | 20242025            | A 1240.16                 | 1,039.45          | 1,039.45          |
|                         |              |            |           | 20242025            | A 1310.15                 | 6,412.67          | 6,412.67          |
|                         |              |            |           | 20242025            | A 1325.16                 | 3,846.15          | 3,846.15          |
|                         |              |            |           | 20242025            | A 1620.16                 | 5,279.94          | 5,279.94          |
|                         |              |            |           | 20242025            | A 1621.16                 | 3,497.92          | 3,497.92          |
|                         |              |            |           | 20242025            | A 2110.10                 | 2,758.91          | 2,758.91          |
|                         |              |            |           | 20242025            | A 2110.12                 | 26,434.65         | 26,434.65         |
|                         |              |            |           | 20242025            | A 2110.14                 | 1,803.90          | 0.00              |
|                         |              |            |           | 20242025            | A 2250.15                 | 3,833.74          | 3,833.74          |
|                         |              |            |           | 20242025            | A 2610.15                 | 2,134.58          | 2,134.58          |
|                         |              |            |           | 20242025            | A 2630.15                 | 5,007.26          | 5,007.26          |
|                         |              |            |           | 20242025            | A 2815.16                 | 3,186.78          | 3,186.78          |
|                         |              |            |           | 20242025            | A 2850.15                 | 720.00            | 0.00              |
|                         |              |            |           | 20242025            | A 5510.16                 | 15,525.47         | 15,525.47         |
|                         |              |            |           | 20242025            | A 5530.16                 | 269.23            | 269.23            |
|                         |              |            |           | 20242025            | A 7140.16                 | 418.94            | 418.94            |
|                         |              |            |           | 20242025            | a 5510.16b                | 1,298.27          | 0.00              |
|                         |              |            |           | 20242025            | A 2020.15                 | 5,295.64          | 5,295.64          |
|                         |              |            |           | 20242025            | A 1620.16B                | 196.74            | 0.00              |
|                         |              |            |           | 20242025            | A 2110.12--01             | 1,067.29          | 1,067.29          |
|                         |              |            |           | 20242025            | A 2110.12--03             | 3,739.39          | 3,739.39          |
|                         |              |            |           | 20242025            | A 2110.12--02             | 2,411.88          | 2,411.88          |
|                         |              |            |           | 20242025            | A 522                     | 108,578.52        | 0.00              |
|                         |              |            |           | 20242025            | A 500                     | -108,578.52       | 0.00              |
|                         |              |            |           | 20242025            | A 521                     | -104,559.61       | 0.00              |
|                         |              |            |           | 20242025            | A 821                     | 104,559.61        | 0.00              |
| <b>Check Totals:</b>    |              |            |           |                     |                           | <b>108,578.52</b> | <b>104,559.61</b> |
| <a href="#">1242025</a> | PR           | 01/24/2025 | 2941      | PAYROLL EXPENDITURE | Payroll Summary 1/24/2025 |                   |                   |
|                         |              |            |           | 20242025            | A 1040.16                 | 3,384.81          | 3,384.81          |
|                         |              |            |           | 20242025            | A 1240.15                 | 8,797.29          | 8,797.29          |

**FIRE ISLAND UFSD**



**Cash Disbursement Schedule Report For A - 18: Payroll January 2025**

| Check / Ref #            | Payment Type | Date       | Vendor ID | Vendor Name         | Explanation               | Paid              | Liquidated        |
|--------------------------|--------------|------------|-----------|---------------------|---------------------------|-------------------|-------------------|
|                          |              |            |           | PO Number           | Account                   |                   |                   |
|                          |              |            |           | 20242025            | A 1240.16                 | 966.93            | 966.93            |
|                          |              |            |           | 20242025            | A 1310.15                 | 6,412.67          | 6,412.67          |
|                          |              |            |           | 20242025            | A 1325.16                 | 3,846.15          | 3,846.15          |
|                          |              |            |           | 20242025            | A 1620.16                 | 4,642.49          | 4,642.49          |
|                          |              |            |           | 20242025            | A 1621.16                 | 3,497.92          | 3,497.92          |
|                          |              |            |           | 20242025            | A 2110.10                 | 2,758.91          | 2,758.91          |
|                          |              |            |           | 20242025            | A 2110.12                 | 25,667.65         | 25,667.65         |
|                          |              |            |           | 20242025            | A 2110.14                 | 3,607.80          | 0.00              |
|                          |              |            |           | 20242025            | A 2250.15                 | 3,833.74          | 3,833.74          |
|                          |              |            |           | 20242025            | A 2610.15                 | 2,134.58          | 2,134.58          |
|                          |              |            |           | 20242025            | A 2630.15                 | 5,007.26          | 5,007.26          |
|                          |              |            |           | 20242025            | A 2815.16                 | 3,261.63          | 3,261.63          |
|                          |              |            |           | 20242025            | A 2850.15                 | 1,130.00          | 0.00              |
|                          |              |            |           | 20242025            | A 5510.16                 | 15,000.47         | 15,000.47         |
|                          |              |            |           | 20242025            | A 5530.16                 | 269.23            | 269.23            |
|                          |              |            |           | 20242025            | A 7140.15                 | 170.00            | 0.00              |
|                          |              |            |           | 20242025            | A 7140.16                 | 487.58            | 487.58            |
|                          |              |            |           | 20242025            | a 5510.16b                | 1,214.78          | 0.00              |
|                          |              |            |           | 20242025            | A 2020.15                 | 5,295.64          | 5,295.64          |
|                          |              |            |           | 20242025            | A 1620.16B                | 262.32            | 0.00              |
|                          |              |            |           | 20242025            | A 2110.12--01             | 1,067.29          | 1,067.29          |
|                          |              |            |           | 20242025            | A 2110.12--03             | 3,739.39          | 3,739.39          |
|                          |              |            |           | 20242025            | A 2110.12--02             | 2,411.88          | 2,411.88          |
|                          |              |            |           | 20242025            | A 522                     | 108,868.41        | 0.00              |
|                          |              |            |           | 20242025            | A 500                     | -108,868.41       | 0.00              |
|                          |              |            |           | 20242025            | A 521                     | -102,483.51       | 0.00              |
|                          |              |            |           | 20242025            | A 821                     | 102,483.51        | 0.00              |
| <b>Check Totals:</b>     |              |            |           |                     |                           | <b>108,868.41</b> | <b>102,483.51</b> |
| <a href="#">12420252</a> | PR           | 01/24/2025 | 2941      | PAYROLL EXPENDITURE | Payroll Summary 1/24/2025 |                   |                   |
|                          |              |            |           | 20242025            | A 2850.15                 | -170.00           | -170.00           |
|                          |              |            |           | 20242025            | a 5510.16b                | 170.00            | 0.00              |
|                          |              |            |           | 20242025            | A 522                     | 0.00              | 0.00              |

**FIRE ISLAND UFSD**



**Cash Disbursement Schedule Report For A - 18: Payroll January 2025**

| Check / Ref #        | Payment Type | Date | Vendor ID | Vendor Name | Explanation | Paid              | Liquidated        |
|----------------------|--------------|------|-----------|-------------|-------------|-------------------|-------------------|
|                      |              |      |           | 20242025    | A 500       | 0.00              | 0.00              |
|                      |              |      |           | 20242025    | A 521       | 170.00            | 0.00              |
|                      |              |      |           | 20242025    | A 821       | -170.00           | 0.00              |
| <b>Check Totals:</b> |              |      |           |             |             | <b>0.00</b>       | <b>-170.00</b>    |
| <b>Grand Totals:</b> |              |      |           |             |             | <b>449,971.22</b> | <b>206,873.12</b> |

**Number of Cash Disbursements: 24**

**Account Distribution Totals**

| Account       | Description                           | Total Expensed | Total Liquidated |
|---------------|---------------------------------------|----------------|------------------|
| A 1040.16     | District Clerk                        | 6,987.24       | 6,987.24         |
| A 1240.15     | Central Administration                | 17,594.58      | 17,594.58        |
| A 1240.16     | Central Administration                | 2,006.38       | 2,006.38         |
| A 1310.15     | Business Administration               | 12,825.34      | 12,825.34        |
| A 1325.16     | District Treasurer                    | 7,692.30       | 7,692.30         |
| A 1620.16     | Operations Of Plant                   | 9,922.43       | 9,922.43         |
| A 1620.16B    | Operations of Plant - Overtime        | 459.06         | 0.00             |
| A 1621.16     | Maintenance Of Plant                  | 6,995.84       | 6,995.84         |
| A 2020.15     | Curriculum Development Administrative | 10,591.28      | 10,591.28        |
| A 2110.10     | Teaching Regular School               | 5,517.82       | 5,517.82         |
| A 2110.12     | Teaching Regular School               | 52,102.30      | 52,102.30        |
| A 2110.12--01 | Teaching Regular School Art           | 2,134.58       | 2,134.58         |
| A 2110.12--02 | Teaching Regular School Music         | 4,823.76       | 4,823.76         |
| A 2110.12--03 | Teaching Regular School P/E           | 7,478.78       | 7,478.78         |
| A 2110.14     | Teaching Regular School - Substitute  | 5,411.70       | 0.00             |
| A 2250.15     | Programs for Students w/ Disabilities | 7,667.48       | 7,667.48         |
| A 2610.15     | School Library                        | 4,269.16       | 4,269.16         |
| A 2630.15     | Computer Assisted Instruction         | 10,014.52      | 10,014.52        |
| A 2815.16     | Health Services                       | 6,448.41       | 6,448.41         |
| A 2850.15     | Co Curricular Activities              | 1,680.00       | -170.00          |
| A 500         | Payroll Clearing                      | -217,446.93    | 0.00             |
| A 521         | Encumbrances                          | -206,873.12    | 0.00             |
| A 522         | Expenditures                          | 217,446.93     | 0.00             |
| A 5510.16     | District Transportation               | 30,525.94      | 30,525.94        |

**FIRE ISLAND UFSD**



**Cash Disbursement Schedule Report For A - 18: Payroll January 2025**

| Check / Ref #         | Payment Type                   | Date | Vendor ID | Vendor Name | Explanation           | Paid                    | Liquidated |
|-----------------------|--------------------------------|------|-----------|-------------|-----------------------|-------------------------|------------|
|                       |                                |      | PO Number | Account     |                       |                         |            |
| <b>Account</b>        | <b>Description</b>             |      |           |             | <b>Total Expensed</b> | <b>Total Liquidated</b> |            |
| a 5510.16b            | Overtime                       |      |           |             | 2,683.05              | 0.00                    |            |
| A 5530.16             | Garage Building                |      |           |             | 538.46                | 538.46                  |            |
| A 710                 | Consolidated Payroll           |      |           |             | 144,111.58            | 0.00                    |            |
| A 7140.15             | Community Recreation           |      |           |             | 170.00                | 0.00                    |            |
| A 7140.16             | Community Recreation           |      |           |             | 906.52                | 906.52                  |            |
| A 718                 | State Retirement               |      |           |             | 1,302.27              | 0.00                    |            |
| A 720                 | Group Insurance AFLAC          |      |           |             | 1,705.83              | 0.00                    |            |
| A 720.1               | Groud Health Insurance         |      |           |             | 5,062.90              | 0.00                    |            |
| A 721                 | NYS Income Tax                 |      |           |             | 10,113.89             | 0.00                    |            |
| A 722                 | Federal Income Tax             |      |           |             | 22,657.86             | 0.00                    |            |
| A 724                 | Association and Union Dues     |      |           |             | 501.60                | 0.00                    |            |
| A 726                 | Social Security Tax            |      |           |             | 33,057.24             | 0.00                    |            |
| A 728                 | NYC Income Tax                 |      |           |             | 404.72                | 0.00                    |            |
| A 729                 | Employee Tax Shelter Annuities |      |           |             | 13,531.40             | 0.00                    |            |
| A 738                 | Student Deposits               |      |           |             | 75.00                 | 0.00                    |            |
| A 821                 | Reserve For Encumbrances       |      |           |             | 206,873.12            | 0.00                    |            |
| <b>Fund A Totals:</b> |                                |      |           |             | <b>449,971.22</b>     | <b>206,873.12</b>       |            |
| <b>Grand Totals:</b>  |                                |      |           |             | <b>449,971.22</b>     | <b>206,873.12</b>       |            |

**General Ledger Summary Postings**

| Account | Description   | Debits | Credits    |
|---------|---------------|--------|------------|
| A 204-1 | FNBLI Payroll | 0.00   | 232,524.29 |

# FIRE ISLAND UFSD

## Voided Checks Report For The Period 1/1/2025 - 1/31/2025



| Check Number                | Voided Date | Vendor ID | Vendor Name               | Description            | Voided Amount   |
|-----------------------------|-------------|-----------|---------------------------|------------------------|-----------------|
| 2572                        | 01/01/2025  | 2713      | Shape America             | **VOID**               | 79.00           |
| 2815                        | 01/14/2025  | 1835      | EASTERN SUFFOLK BOCES     | Voided During Printing | 0.00            |
| 2818                        | 01/14/2025  | 1054      | FIRE ISLAND FERRIES, INC. | **VOID**               | 1,343.09        |
| <b>Total Voided Checks:</b> |             |           | <b>3</b>                  | <b>Grand Total:</b>    | <b>1,422.09</b> |

# FIRE ISLAND UFSD

Cash Balance From 7/1/2024 - 1/31/2025



| Bank Account Name                  | Reference                               | Receipts          | Disbursements       | General Ledgers      | Balance             |
|------------------------------------|---|-------------------|---------------------|----------------------|---------------------|
| CAP RESERVE 1                      | PERIOD ACTIVITY 07/01/2024 - 01/31/2025 | 0.00              | 0.00                | 850,468.24           | 850,468.24          |
| CAP RESERVE 2                      | PERIOD ACTIVITY 07/01/2024 - 01/31/2025 | 0.00              | 0.00                | 1,034,119.08         | 1,034,119.08        |
| Capital Fund Checking              | PERIOD ACTIVITY 07/01/2024 - 01/31/2025 | 0.00              | 41,797.55           | 43,918.37            | 2,120.82            |
| Conrad Muriel Wirostek Scholarship | PERIOD ACTIVITY 07/01/2024 - 01/31/2025 | 0.00              | 0.00                | 95,542.34            | 95,542.34           |
| Federal Fund Checking              | PERIOD ACTIVITY 07/01/2024 - 01/31/2025 | 4,500.00          | 4,500.00            | 0.00                 | 0.00                |
| FI Assoc. Scholarship              | PERIOD ACTIVITY 07/01/2024 - 01/31/2025 | 3,469.78          | 3,469.78            | 415.55               | 415.55              |
| General Fund Checking              | PERIOD ACTIVITY 07/01/2024 - 01/31/2025 | 184,674.73        | 1,600,293.34        | 1,463,939.18         | 48,320.57           |
| General Fund Payroll               | PERIOD ACTIVITY 07/01/2024 - 01/31/2025 | 0.00              | 1,491,575.38        | 1,732,546.49         | 240,971.11          |
| Money Market                       | PERIOD ACTIVITY 07/01/2024 - 01/31/2025 | 0.00              | 0.00                | 5,170,864.79         | 5,170,864.79        |
| REPAIR RESERVE                     | PERIOD ACTIVITY 07/01/2024 - 01/31/2025 | 0.00              | 0.00                | 113,385.21           | 113,385.21          |
| <b>Grand Totals:</b>               |   | <b>192,644.51</b> | <b>3,141,636.05</b> | <b>10,505,199.25</b> |                     |
| <b>Ending Balance:</b>             |   | <b>01/31/2025</b> |                     |                      | <b>7,556,207.71</b> |

February 7, 2025

**VIA EMAIL**

Board of Education  
Fire Island Union Free School District

***Re: Claims Audit Report for the Month of  
January 10, 2025 through February 7, 2025 .***

Board of Education:

I have completed my claims auditing services to the Fire Island Union Free School District covering the time period of ***January 10, 2025 through February 7, 2025*** . The services I performed, as outlined within my proposal, include reviewing all claims against the district. The purpose of this report is to update the Board of Education on work performed to date, my findings, and recommendations.

For ease of reference, I have categorized the remainder of this report as follow:

**Claims Audit Services**

**Exhibits**

**CLAIMS AUDIT SERVICES**

The claims audit services performed on each claim against the district consisted of:

1. Verification of the accuracy of invoices and claim forms.
2. Ensuring proper approval of all purchases; checking that purchases constitute legal expenses of the school district.
3. Determining that purchase orders have been issued in accordance with Board of Education policy, and applicable state law.

**Board of Education  
Fire Island Union Free School District  
February 7, 2025  
Page 2**

**Re: Claims Audit Report for the Month of  
January 10, 2025 through February 7, 2025**

4. Comparison of invoices or claims with previously approved contracts.
5. Reviewing price extensions, claiming of applicable discounts, inclusion of shipping and freight charges.
6. Approving all charges that are presented for payment which are supported with documentary evidence indicating compliance with all pertinent laws, policies and regulations.

Over the time period of **January 10, 2025 through February 7, 2025** I have reviewed 48 claims against the District in the amount of **\$ 133,797.05** (See attached Exhibit I) I made inquiries and/or observations into 0 claims. It should be noted that currently, there are no outstanding inquiries in regard to the audit of claims made against the district for the period of July 1, 2024 through February 7, 2025. I have summarized the inquiries and/or observations as well as the resolutions within Exhibit II.

---

Please note:

For comparative purposes, I have attached Exhibit II – “Summary of Inquiries/Resolutions” for each of the prior months.

I trust that the foregoing comments are clear. If you have any questions or you would like to discuss this matter further, please contact me at [Jofilipkowski@outlook.com](mailto:Jofilipkowski@outlook.com) or (631)662-2779.

Very truly yours,

Jo-Anne Filipkowski

**Claims Audit By Fund**

**Fire Island Union Free School District**

**Exhibit I**

| Legend:       |                           |
|---------------|---------------------------|
| A - General   | H - Capital               |
| C - Cafeteria | T - Trust & Agency        |
| F - Federal   | WC - Workers Compensation |

Feb-25

| Warrant Date       | Audit Date | Warrant # | Fund | # of Checks | \$ Value of Checks   | # of Inquiries | \$ Value of Inquiries | # of Resolved Inquiries | # of Outstanding Inquiries | Check Sequence |
|--------------------|------------|-----------|------|-------------|----------------------|----------------|-----------------------|-------------------------|----------------------------|----------------|
| 02/07/25           | 02/07/25   | 19        | A    | 48          | \$133,797.05         | -              | -                     | -                       | -                          | 2856-2903      |
|                    |            |           |      |             |                      |                |                       |                         |                            |                |
|                    |            |           |      |             |                      |                |                       |                         |                            |                |
|                    |            |           |      |             |                      |                |                       |                         |                            |                |
| <b>TOTAL</b>       |            |           |      | <b>48</b>   | <b>\$ 133,797.05</b> | <b>0</b>       | <b>\$ -</b>           | <b>0</b>                | <b>-</b>                   |                |
|                    |            |           |      |             |                      |                |                       |                         |                            |                |
| <b>GRAND TOTAL</b> |            |           |      | <b>48</b>   | <b>\$ 133,797.05</b> | <b>0</b>       | <b>\$ -</b>           | <b>0</b>                | <b>-</b>                   |                |



# FIRE ISLAND UFSD

## Check Warrant Report For A - 19: Cash Disbursement February 2025 For Dates 2/1/2025 - 2/21/2025



| Check # | Check Date | Vendor ID | Vendor Name                              | PO Number          | Check Amount |
|---------|------------|-----------|--|--------------------|--------------|
| 2856    | 02/01/2025 | 1122      | NYS UNEMPLOYMENT INSURANCE               | 8113               | 504.00       |
| 2857    | 02/01/2025 | 3580      | PSEG Long Island, LLC                    | *See Detail Report | 4,188.08     |
| 2858    | 02/06/2025 | 2981      | Advanced Industrial Maintenanc           | 8065               | 325.00       |
| 2859    | 02/06/2025 | 4013      | Amazon Capital Services                  | *See Detail Report | 372.79       |
| 2860    | 02/06/2025 | 4029      | Automotive C&E                           | 8046               | 700.00       |
| 2861    | 02/06/2025 | 4073      | AutoZone                                 | 8048               | 168.54       |
| 2862    | 02/06/2025 | 2947      | Baldwin Automotive                       | 8030               | 9,858.00     |
| 2863    | 02/06/2025 | 3897      | Bang's Towing, Inc.                      | 8044               | 400.00       |
| 2864    | 02/06/2025 | 1999      | Bank of America Business Card            | 8099               | 20.18        |
| 2865    | 02/06/2025 | 1029      | BARNWELL HOUSE OF TIRES                  | 8047               | 1,281.39     |
| 2866    | 02/06/2025 | 3832      | Benetech, Inc.                           | 8115               | 105.00       |
| 2867    | 02/06/2025 | 4030      | Coffee Distributing Corp                 | 8062               | 224.75       |
| 2868    | 02/06/2025 | 1569      | DONNA CLOCK                              | 8180               | 2,096.40     |
| 2869    | 02/06/2025 | 1835      | EASTERN SUFFOLK BOCES                    | 8018               | 70,233.73    |
| 2870    | 02/06/2025 | 4080      | FINALSITE (Active Internet Technologies) | 8297               | 325.00       |
| 2871    | 02/06/2025 | 1115      | FIRE ISLAND BOTTLE GAS CORP.             | 8056               | 5,665.02     |
| 2872    | 02/06/2025 | 1054      | FIRE ISLAND FERRIES, INC.                | 8081               | 246.00       |
| 2873    | 02/06/2025 | 2468      | FIRST RELIANCE STANDARD LIFE INSUR.      | 8111               | 3,024.63     |
| 2874    | 02/06/2025 | 4082      | Follett Contect Solutions, Inc.          | 8286               | 376.17       |
| 2875    | 02/06/2025 | 4047      | Forrest Clock                            | 8181               | 2,096.40     |
| 2876    | 02/06/2025 | 3074      | GovConnection                            | 8323               | 2,101.39     |
| 2877    | 02/06/2025 | 1718      | GRAINGER                                 | 8059               | 117.95       |
| 2878    | 02/06/2025 | 2507      | GUERCIO AND GUERCIO                      | *See Detail Report | 3,502.66     |
| 2879    | 02/06/2025 | 1063      | ISLIP BULLETIN                           | 8090               | 93.80        |
| 2880    | 02/06/2025 | 3641      | James Fitz                               | 8174               | 2,096.40     |
| 2881    | 02/06/2025 | 3981      | James W. Ferguson                        | 8110               | 2,000.00     |
| 2882    | 02/06/2025 | 1269      | JANET LAVIOLETTE                         | 8177               | 2,096.40     |
| 2883    | 02/06/2025 | 4075      | Joanne Filipkowski                       | 8052               | 650.00       |
| 2884    | 02/06/2025 | 3799      | Johnson Controls Security Solutions      | 8031               | 652.21       |
| 2885    | 02/06/2025 | 4021      | Kaplan Early Learnings Company           | 8333               | 489.66       |
| 2886    | 02/06/2025 | 1369      | KEVIN GILLESPIE                          | 8175               | 2,096.40     |
| 2887    | 02/06/2025 | 1284      | LINDA HOWE                               | 8176               | 2,096.40     |
| 2888    | 02/06/2025 | 1301      | LOIS THORNBERG                           | 8188               | 2,096.40     |
| 2889    | 02/06/2025 | 1064      | LONG ISLAND ADVANCE                      | 8091               | 93.80        |
| 2890    | 02/06/2025 | 1612      | Pitney Bowes                             | 8007               | 85.90        |
| 2891    | 02/06/2025 | 1283      | RENEE WEIL                               | 8189               | 2,096.40     |
| 2892    | 02/06/2025 | 1751      | Roberta D. Roesch                        | 8186               | 2,096.40     |
| 2893    | 02/06/2025 | 1083      | SCHOLASTIC, INC.                         | 8326               | 37.13        |
| 2894    | 02/06/2025 | 2214      | SCHOOL SPECIALTY                         | 8320               | 31.37        |
| 2895    | 02/06/2025 | 2456      | STAPLES Contract & Commercial            | 8108               | 260.51       |
| 2896    | 02/06/2025 | 3351      | Suffolk County Comm., Inc.               | *See Detail Report | 627.45       |
| 2897    | 02/06/2025 | 1062      | U.S. POSTAL SERVICE                      | 8092               | 325.00       |
| 2898    | 02/06/2025 | 2111      | Verizon Communication                    | 8024               | 1,128.03     |

# FIRE ISLAND UFSD

## Check Warrant Report For A - 19: Cash Disbursement February 2025 For Dates 2/1/2025 - 2/21/2025



| Check #                           | Check Date | Vendor ID | Vendor Name                    | PO Number              | Check Amount      |
|-----------------------------------|------------|-----------|--------------------------------|------------------------|-------------------|
| 2899                              | 02/06/2025 | 2431      | VERIZON WIRELESS               | 8023                   | 562.34            |
| 2900                              | 02/06/2025 | 4034      | WB MASON                       | 8252                   | 229.85            |
| 2901                              | 02/06/2025 | 3451      | West Music                     | 8339                   | 526.25            |
| 2902                              | 02/06/2025 | 3814      | Windstream Communications, Inc | 8016                   | 0.47              |
| 2903                              | 02/07/2025 | 2485      | TOWN OF ISLIP                  | 8045                   | 3,395.40          |
| <b>Number of Transactions: 48</b> |            |           |                                | <b>Warrant Total:</b>  | <b>133,797.05</b> |
|                                   |            |           |                                | <b>Vendor Portion:</b> | <b>133,797.05</b> |

\*See Detail Report denotes that multiple purchase orders are referenced on this check. Run the Detail report to view the purchase order information

### Certification of Warrant

To The District Treasurer: I hereby certify that I have verified the above claims, 48 in number, in the total amount of \$133,797.05. You are hereby authorized and directed to pay to the claimants certified above the amount of each claim allowed and charge each to the proper fund.

\_\_\_\_\_

Date

\_\_\_\_\_

Signature

\_\_\_\_\_

Title



**FIRE ISLAND UNION FREE SCHOOL DISTRICT  
BOARD MEETING CALENDAR  
2025-2026**

Unless otherwise noted, meetings start at 4:30 p.m.

|                  |            |  |
|------------------|------------|--|
| <b>July</b>      | <b>8</b>   | <b>Annual Organizational Meeting</b>                   |
|                  | <b>8</b>   | <b>Regular Meeting</b>                                 |
| <b>August</b>    | <b>5</b>   | <b>BOE Retreat</b>                                     |
|                  | <b>19</b>  | <b>Regular Meeting</b>                                 |
| <b>September</b> | <b>9</b>   | <b>Regular Meeting</b>                                 |
|                  | <b>30</b>  | <b>Work Session</b>                                    |
| <b>October</b>   | <b>14</b>  | <b>Audit Committee Meeting</b>                         |
|                  | <b>14</b>  | <b>Regular Meeting</b>                                 |
|                  | <b>28</b>  | <b>Work Session</b>                                    |
| <b>November</b>  | <b>18</b>  | <b>Regular Meeting/Work Session</b>                    |
| <b>December</b>  | <b>9</b>   | <b>Regular Meeting/Work Session</b>                    |
| <b>January</b>   | <b>13</b>  | <b>Regular Meeting</b>                                 |
|                  | <b>27</b>  | <b>Budget Review/Work Session</b>                      |
| <b>February</b>  | <b>10</b>  | <b>Regular Meeting</b>                                 |
|                  | <b>24</b>  | <b>Budget Review/Work Session</b>                      |
| <b>March</b>     | <b>10</b>  | <b>Regular Meeting</b>                                 |
|                  | <b>24</b>  | <b>Budget Review/Work Session</b>                      |
| <b>April</b>     | <b>14</b>  | <b>Regular</b>   |
|                  | <b>TBD</b> | <b>BOCES Election &amp; Budget Vote/Work Session</b>   |
| <b>May</b>       | <b>12</b>  | <b>Regular Meeting, 5:00 p.m.</b>                      |
|                  | <b>12</b>  | <b>Public Hearing – Proposed Budget, 7:00 p.m.</b>     |
|                  | <b>19</b>  | <b>Annual Budget Vote and Election, 3:00-9:00 p.m.</b> |
|                  | <b>26</b>  | <b>Work Session</b>                                    |
| <b>June</b>      | <b>9</b>   | <b>Regular</b>   |
|                  | <b>23</b>  | <b>Regular Meeting/Work Session</b>                    |

**Approved:**

**FIRE ISLAND UNION FREE SCHOOL DISTRICT  
BOARD MEETING CALENDAR  
2024-2025**

Unless otherwise noted, meetings start at 4:30 p.m.

|                  |           |  |
|------------------|-----------|--|
| <b>July</b>      | <b>2</b>  | <b>Annual Organizational Meeting</b>                   |
|                  | <b>2</b>  | <b>Regular</b>   |
| <b>August</b>    | <b>16</b> | <b>Special Meeting</b>                                 |
|                  | <b>13</b> | <b>Regular</b>   |
| <b>September</b> | <b>10</b> | <b>Regular/Work Session</b>                            |
|                  | <b>13</b> | <b>Special Meeting</b>                                 |
| <b>October</b>   | <b>8</b>  | <b>Audit Committee Meeting</b>                         |
|                  | <b>8</b>  | <b>Regular</b>   |
|                  | <b>22</b> | <b>Work Session</b>                                    |
| <b>November</b>  | <b>5</b>  | <b>Canceled</b>  |
|                  | <b>19</b> | <b>Regular Meeting/Work Session</b>                    |
| <b>December</b>  | <b>10</b> | <b>Regular</b>   |
| <b>January</b>   | <b>14</b> | <b>Regular</b>   |
|                  | <b>28</b> | <b>Budget Review/Work Session</b>                      |
| <b>February</b>  | <b>11</b> | <b>Regular</b>   |
| <b>March</b>     | <b>11</b> | <b>Regular</b>   |
|                  | <b>25</b> | <b>Budget Review/Work Session</b>                      |
| <b>April</b>     | <b>8</b>  | <b>Regular</b>   |
|                  | <b>23</b> | <b>BOCES Election &amp; Budget Vote/Work Session</b>   |
| <b>May</b>       | <b>13</b> | <b>Regular, 5:00 p.m.</b>                              |
|                  | <b>13</b> | <b>Public Hearing – Proposed Budget, 7:00 p.m.</b>     |
|                  | <b>20</b> | <b>Annual Budget Vote and Election, 3:00-9:00 p.m.</b> |
|                  | <b>27</b> | <b>Work Session</b>                                    |
| <b>June</b>      | <b>10</b> | <b>Regular</b>   |
|                  | <b>24</b> | <b>Work Session</b>                                    |

**Approved:**

**FIRE ISLAND UNION FREE SCHOOL DISTRICT  
2025-2026 SCHOOL CALENDAR**

| July 2025 |    |    |    |    |
|-----------|----|----|----|----|
| M         | T  | W  | T  | F  |
|           | 1  | 2  | 3  | 4  |
| 7         | 8  | 9  | 10 | 11 |
| 14        | 15 | 16 | 17 | 18 |
| 21        | 22 | 23 | 24 | 25 |
| 28        | 29 | 30 | 31 |    |

4 Independence Day

| August 2025 |    |      |      |    |
|-------------|----|------|------|----|
| M           | T  | W    | T    | F  |
|             |    |      |      | 1  |
| 4           | 5  | 6    | 7    | 8  |
| 11          | 12 | 13   | 14   | 15 |
| 18          | 19 | 20   | 21   | 22 |
| 25          | 26 | [27] | [28] | 29 |

(+2)  
[27-28] Superintendent Conference Days

| September 2025 |    |    |    |    |
|----------------|----|----|----|----|
| M              | T  | W  | T  | F  |
| 1              | 2  | 3  | 4  | 5  |
| 8              | 9  | 10 | 11 | 12 |
| 15             | 16 | 17 | 18 | 19 |
| 22             | 23 | 24 | 25 | 26 |
| 29             | 30 |    |    |    |

(19)  
1 Labor Day  
2 **First Day for Students**  
23-24 Rosh Hashanah

| October 2025 |    |    |    |    |
|--------------|----|----|----|----|
| M            | T  | W  | T  | F  |
|              |    | 1  | 2  | 3  |
| 6            | 7  | 8  | 9  | 10 |
| 13           | 14 | 15 | 16 | 17 |
| 20           | 21 | 22 | 23 | 24 |
| 27           | 28 | 29 | 30 | 31 |

(21)  
2 Yom Kippur  
13 Columbus Day/Indigenous People's Day

| November 2025 |    |    |    |    |
|---------------|----|----|----|----|
| M             | T  | W  | T  | F  |
| 3             | 4  | 5  | 6  | 7  |
| 10            | 11 | 12 | 13 | 14 |
| 17            | 18 | 19 | 20 | 21 |
| 24            | 25 | 26 | 27 | 28 |
|               |    |    |    |    |

(16)  
11 Veterans Day (observed)  
25 **Emergency Rapid Dismissal - (Student Dismissal at 2:15 pm)**  
26-28 Thanksgiving Recess

| December 2025 |    |    |      |      |
|---------------|----|----|------|------|
| M             | T  | W  | T    | F    |
| 1             | 2  | 3  | 4    | 5    |
| 8             | 9  | 10 | {11} | {12} |
| 15            | 16 | 17 | 18   | 19   |
| 22            | 23 | 24 | 25   | 26   |
| 29            | 30 | 31 |      |      |

(15)  
{11, 12} **Half Days - Parent-Teacher Conferences (Student Dismissal at 11:30 am)**  
22-31 Winter Recess

| January 2026 |    |    |    |    |
|--------------|----|----|----|----|
| M            | T  | W  | T  | F  |
|              |    |    | 1  | 2  |
| 5            | 6  | 7  | 8  | 9  |
| 12           | 13 | 14 | 15 | 16 |
| 19           | 20 | 21 | 22 | 23 |
| 26           | 27 | 28 | 29 | 30 |

(19)  
1-2 Winter Recess  
19 Martin Luther King, Jr. Day

| February 2026 |    |    |    |    |
|---------------|----|----|----|----|
| M             | T  | W  | T  | F  |
| 2             | 3  | 4  | 5  | 6  |
| 9             | 10 | 11 | 12 | 13 |
| 16            | 17 | 18 | 19 | 20 |
| 23            | 24 | 25 | 26 | 27 |
|               |    |    |    |    |

(15)  
17-20 Mid-Winter Recess

| March 2026 |    |    |    |    |
|------------|----|----|----|----|
| M          | T  | W  | T  | F  |
| 2          | 3  | 4  | 5  | 6  |
| 9          | 10 | 11 | 12 | 13 |
| 16         | 17 | 18 | 19 | 20 |
| 23         | 24 | 25 | 26 | 27 |
| 30         | 31 |    |    |    |

(22)

| April 2026 |    |    |    |    |
|------------|----|----|----|----|
| M          | T  | W  | T  | F  |
|            |    | 1  | 2  | 3  |
| 6          | 7  | 8  | 9  | 10 |
| 13         | 14 | 15 | 16 | 17 |
| 20         | 21 | 22 | 23 | 24 |
| 27         | 28 | 29 | 30 |    |

(15)  
2 Inclement Weather Day #2 (No school if unused)  
3-10 Spring Recess

| May 2026 |    |    |    |    |
|----------|----|----|----|----|
| M        | T  | W  | T  | F  |
|          |    |    |    | 1  |
| 4        | 5  | 6  | 7  | 8  |
| 11       | 12 | 13 | 14 | 15 |
| 18       | 19 | 20 | 21 | 22 |
| 25       | 26 | 27 | 28 | 29 |

(19)  
22 Inclement Weather Day #1 (No school if unused)  
26 Memorial Day Recess

| June 2026 |    |    |    |     |
|-----------|----|----|----|-----|
| M         | T  | W  | T  | F   |
| 1         | 2  | 3  | 4  | 5   |
| 8         | 9  | 10 | 11 | 12  |
| 15        | 16 | 17 | 18 | 19  |
| 22        | 23 | 24 | 25 | 26L |
| 30        |    |    |    |     |

(19)  
19 Juneteenth  
--- (Graduation Date - TBD)  
25-26 **Half Days - (Student dismissal at 11:30 am)**  
26 **Last Day of School**

Holiday (Students & Teachers)  Inclement Weather Days (no school if unused)

Parent-Teacher Conferences half day { }  
Superintendent's Conference Day [ ]

**180 + 2 = 182**

BOE Approved:

\*November 25, 2025 – Emergency Rapid Dismissal @ 2:15 pm

In the event of inclement weather, May 22, 2026 (#1), April 2, 2026 (#2) will be used as a make-up days.

The Board of Education reserves the right to revise this calendar if emergency school closings during the school year require additional teaching days.

**DRAFT****SUBJECT: ARTIFICIAL INTELLIGENCE (AI)****Overview**

The emergence of artificial intelligence (AI) technologies, especially generative AI (GenAI), pose unique challenges and opportunities for learning environments. As these technologies integrate deeper into everyday life, the District must proactively address the implications of AI usage to ensure it enhances educational outcomes without compromising academic integrity or equity. This policy outlines the District's commitment to responsible AI integration in educational practices, balancing innovation with the core values of the District's educational mission. Further, it sets forth guidelines designed to evolve as new technologies and methodologies emerge, ensuring the District remains at the forefront of academic excellence and technological responsibility.

**Scope and Application**

This policy applies to all District students, personnel, volunteers, and contractors. It integrates with, and complements, existing policies on data privacy, acceptable use, and student conduct. This policy aims to provide clear guidelines on the use of AI within the District's schools, ensuring that its application supports the District's educational goals and adheres to its privacy and security standards.

**Definitions**

- a) Generative AI (GenAI) represents a dynamic subset of AI technologies that can create new, human-like content from extensive data training sets. This content spans across text, images, audio, and more, often mimicking human creativity and adaptability.
- b) Traditional AI refers to systems that operate on fixed algorithms and predefined rules without altering their behavior based on new data after their initial deployment.

**Risks and Limitations**

The use of GenAI comes with some risks and limitations which include, but are not limited to:

- a) Hallucinations/Confabulations

GenAI can generate plausible, but false or inaccurate, information, a phenomenon known as a hallucination/confabulation.

(Continued)

**DRAFT****SUBJECT: ARTIFICIAL INTELLIGENCE (AI) (Cont'd.)**

## b) Biases

GenAI tools learn from data created by people, which means any biases, prejudices, and stereotypes in that data can be reflected in the outputs produced by GenAI. For example, GenAI has been found to generate images and text that reinforce existing gender and racial biases. It is essential to recognize that these biases exist and to critically assess the outputs of GenAI tools to prevent the perpetuation of stereotypes and unfair treatment.

The impact of GenAI biases is particularly significant in the context of Diversity, Equity, and Inclusion (DEI) initiatives. DEI initiatives aim to create environments where all individuals have equal opportunities and are treated with respect and fairness. Biased AI outputs can undermine these goals by perpetuating inequality and exclusion, which can be detrimental to the educational mission of the District.

GenAI can also suffer from response bias, where the AI generates answers tailored to what it predicts the user wants to hear based on its training data or specific tuning.

## c) Copyright

GenAI may pose copyright issues as it may have used copyrighted material within its training data without explicit permission from the copyright holders. As a result, there are unsettled legal questions about the ownership and copyright status of GenAI's outputs, which can closely mimic or incorporate elements of existing copyrighted works.

Data Privacy and Security

Information entered into GenAI may be accessible to others due to data sharing or breaches. All users should exercise caution when utilizing GenAI. Under no circumstances should any sensitive, copyrighted, confidential, or proprietary information be entered into GenAI or any other AI platform, consistent with relevant state and federal laws and District policy. This includes, but is not limited to, data protected by:

- a) Family Educational Rights and Privacy Act (FERPA);
- b) Education Law Section 2-d (Unauthorized Release of Personally Identifiable Information);
- c) Labor Law Section 203-d (Employee Personal Identifying Information);
- d) State Technology Law Section 208 (Notification of Security Breach of Private Information).

Further, if the information would not be disclosed in response to a Freedom of Information Law (FOIL) request, it should not be entered into GenAI.

(Continued)

**DRAFT****SUBJECT: ARTIFICIAL INTELLIGENCE (AI) (Cont'd.)****Student Use**

The District permits teachers to determine whether students in their class may use GenAI for assignments. However, the District recognizes that disparities in access to GenAI technologies may exist and will work with teachers to ensure that no student is disadvantaged by their inability to use or decision not to use GenAI.

If teachers allow their students to use GenAI, they are expected to communicate their expectations regarding the use of GenAI clearly to their students. Further, the teacher must discuss the appropriate and responsible use of GenAI with the students. This includes talking to students about the risks and limitations of GenAI, emphasizing how students are accountable for the accuracy of their work, and, when relevant, ensuring proper citation of sources.

Student use of GenAI that conflicts with teacher instruction, District policy, regulation, procedure, or other document, such as the District's Code of Conduct, may result in investigation and/or disciplinary action.

**District Personnel Use**

District personnel may utilize GenAI in accordance with this policy. However, regardless of the tools used to enhance their work, personnel are ultimately responsible for the accuracy and integrity of all work they produce. AI is intended to support, not replace, an employee's responsibility for their own work.

**Training, Awareness, and Support**

The District will provide training, awareness, and support to teachers in navigating the evolving use of GenAI in the classroom. This may include professional learning opportunities, workshops, and resources to enhance teachers' proficiency and confidence in using GenAI to enrich student learning. The goal is to equip teachers with the knowledge to critically assess GenAI technologies and guide students in understanding the complexities associated with these tools. Additionally, the District may extend training, awareness, and support regarding GenAI to other District personnel who may benefit from understanding and utilizing GenAI in their roles.

(Continued)

**DRAFT****SUBJECT: ARTIFICIAL INTELLIGENCE (AI) (Cont'd.)****Compliance with Other Documents**

When using GenAI, all personnel and students must comply with all applicable laws, regulations, and District documents. This includes Education Law Section 2-d, which requires the District to ensure that whenever it enters into a contract or other written agreement with a third-party contractor under which the third-party contractor will receive student data or teacher or principal data from the District, the contract or written agreement will include provisions requiring that confidentiality of shared student data or teacher or principal data be maintained in accordance with law, regulation, and District policy.

Applicable District documents may include the District's policies on data security and acceptable use, as well as the District's *Code of Conduct*.

NOTE: Refer also to Policies #3310 -- Public Access to Records  
#3320 -- Confidentiality of Computerized Information  
#5672 -- Information Security Breach and Notification  
#5673 -- Employee Personnel Identifying Information  
#5674 -- Data Networks and Security Access  
#5676 -- Privacy and Security for Student Data and Teacher and  
Principal Data  
#6410 -- Staff Acceptable Use Policy  
#7240 -- Student Records: Access and Challenge  
#7315 -- Student Acceptable Use Policy (AUP)  
#7316 -- Student Use of Personal Technology  
#8271 -- Internet Safety/Internet Content Filtering  
#8350 -- Use of Copyrighted Materials  
District *Code of Conduct*

Adoption Date