



New Jersey Graduation Proficiency Assessment (NJGPA) & ACCESS 2.0 for ELLs

Spring 2025 Results

Eastern Camden County Regional

August 2025





NJGPA Overview



- NJ Statute requires the **state graduation proficiency** assessment be **administered to all grade 11 students**. (N.J.S.A. 18A:7C-6)
- NJGPA is designed to measure the extent to which students are “Graduation Ready” in English Language Arts (ELA) and Mathematics.
 - ELA - aligned to the grade 10 standards
 - Mathematics - aligned to Algebra I and Geometry standards
 - “Graduation Ready” = score 725





NJGPA Overview



- Students who do not meet the minimum required score (725):
 - Retake the ELA and/or mathematics component the following summer or fall;
 - Meet the graduation testing requirement through a substitute competency test; or
 - Complete a portfolio appeal.





Spring 2025 NJGPA Results



| | Eastern Graduation Ready 2025 | Eastern Graduation Ready 2024 | State Graduation Ready 2025 |
|-----------------------------|-------------------------------|-------------------------------|-----------------------------|
| English Language Arts (ELA) | 87.0% | 86.8% | 80.7% |
| Mathematics | 71.9% | 64.4% | 54.7% |

430 students participated

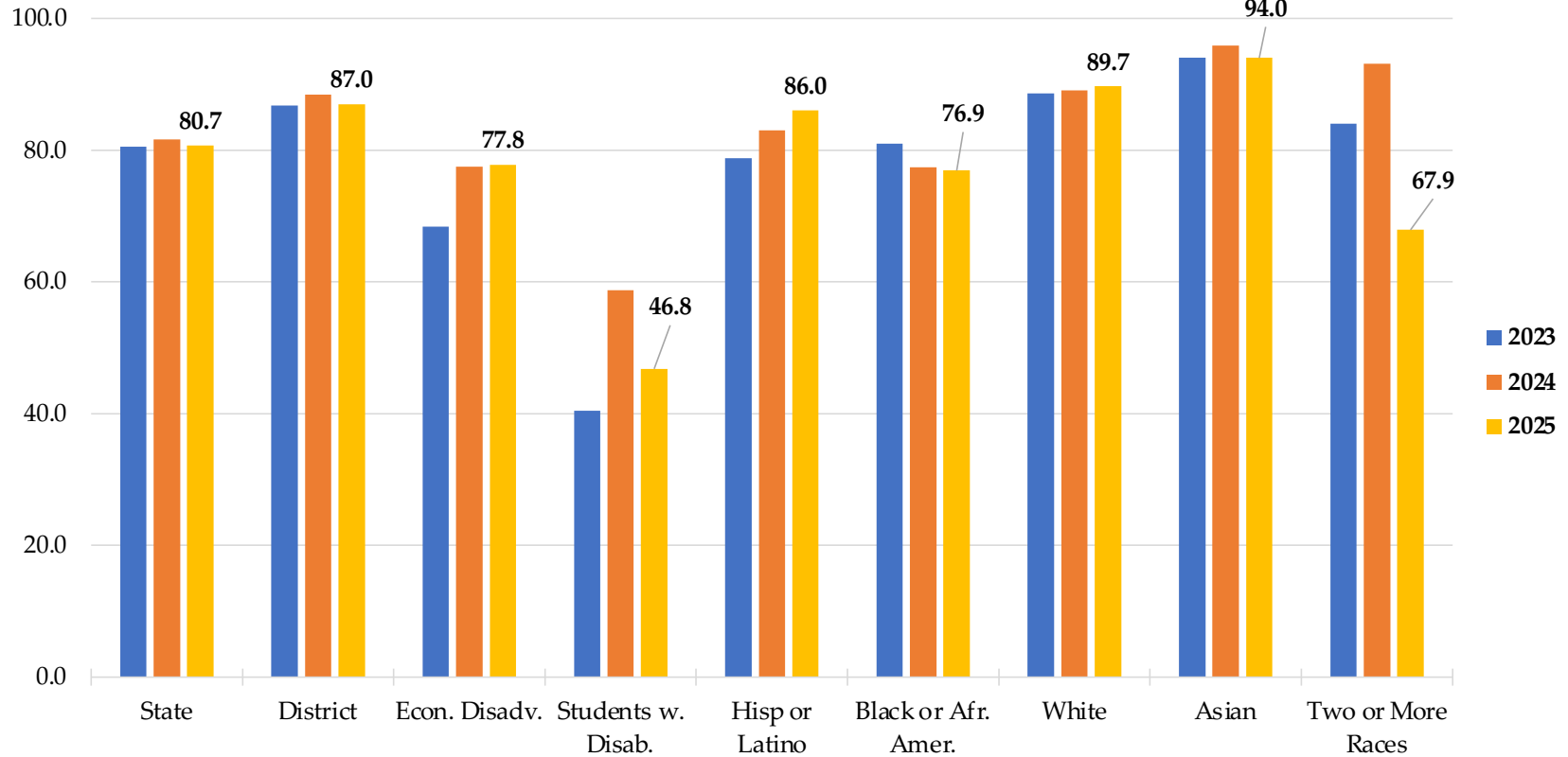




ELA NJGPA – Subgroup Performance



ELA - % Students "Graduation Ready"



2025 Group Size

n = 430

n = 72

n = 47

n = 57

n = 52

n = 223

n = 67

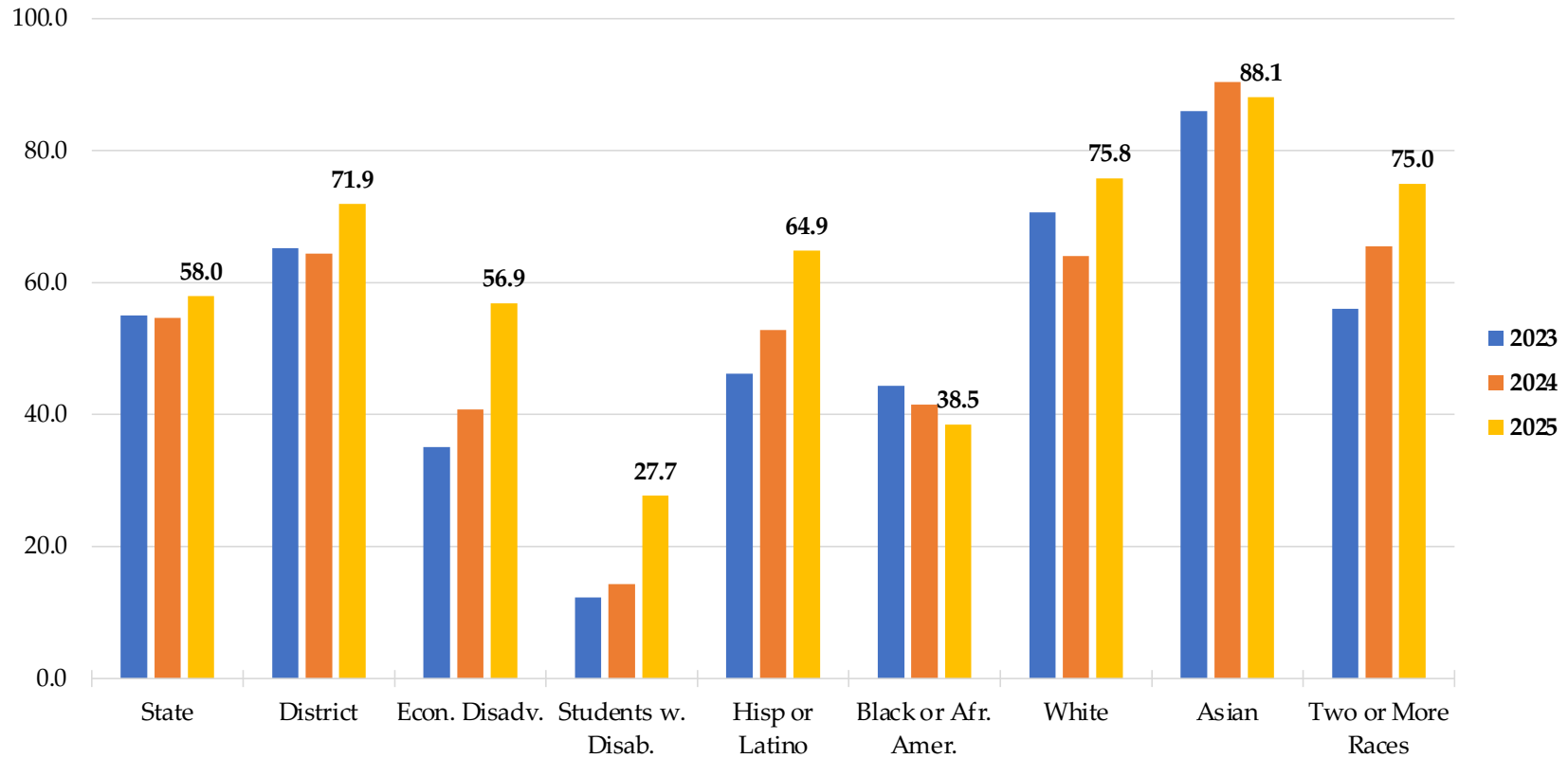
n = 28





Math NJGPA – Subgroup Performance

Math - % Students "Graduation Ready"



■ 2023
■ 2024
■ 2025



2025 Group Size

n = 430

n = 72

n = 47

n = 57

n = 52

n = 223

n = 67

n = 28



Math NJGPA – Subgroup Performance



Number of students scoring < 725

| | # of Students 2023 | # of Students 2024 | # of Students 2025 |
|--------------------|-----------------------|-----------------------|-----------------------|
| District | 161/463 | 172/483 | 121/430 |
| Hispanic | 28/52 | 25/53 | 20/57 |
| Black or Af. Am. | 35/63 | 31/53 | 32/52 |
| White | 80/272 | 99/275 | 54/223 |
| Asian | 7/50 | 7/73 | 8/67 |
| Two or More Races | 11/25 | 10/29 | 7/28 |
| | # of Students 2023 | # of Students 2024 | # of Students 2025 |
| Econ. Disadvan. | 37/57 | 42/71 | 31/72 |
| Students w. Disab. | 50/57 | 54/63 | 34/47 |





ACCESS for ELLs



- Annual assessment to measure English Language proficiency of English Language Learners (ELLs)/Multilingual Learners (MLs)
- Four domains: Reading, Writing, Speaking, Listening
- Students must earn a composite score of 4.5/6.0 in order to qualify to exit the language instruction educational program (LIEP).
- Composite score is calculated by WIDA (not a simple addition of domain scores)

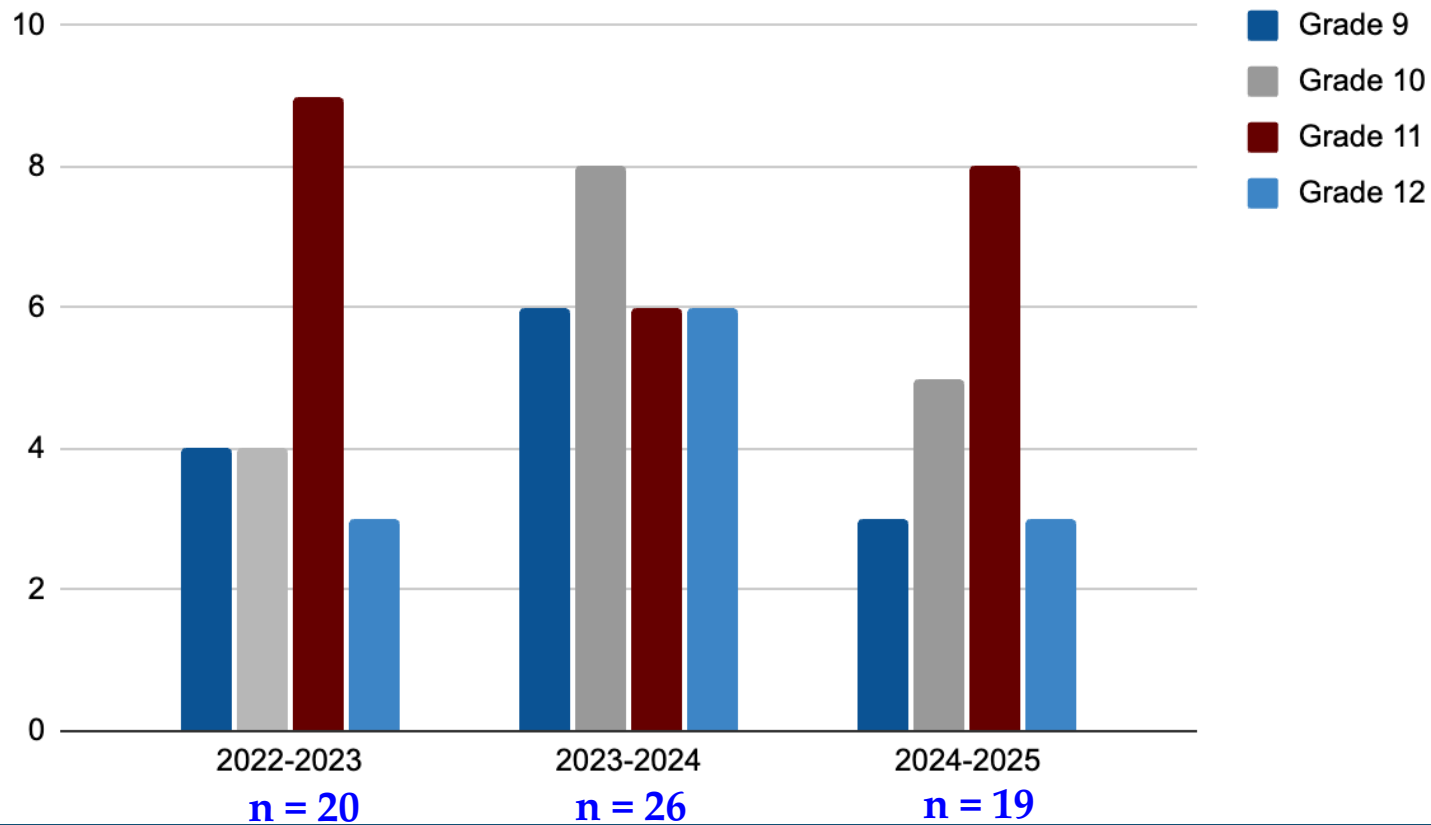




ACCESS for ELLs



ACCESS for ELLs Participation by Grade Level

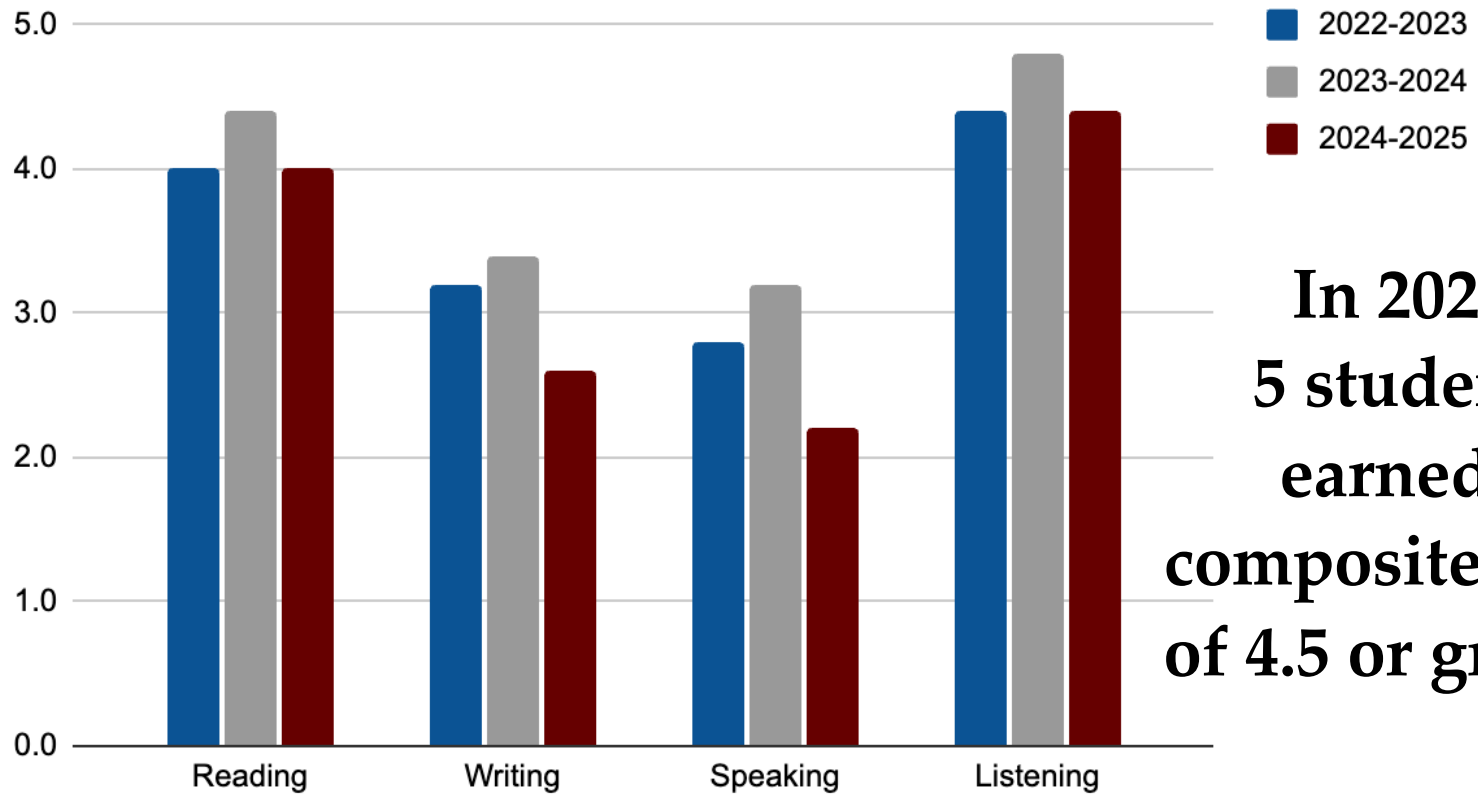




ACCESS for ELLs



Total Average Scores by Language Domain Skill



**In 2025,
5 students
earned a
composite score
of 4.5 or greater.**





Achievements



- Eastern continues to out-perform the state in both ELA & Math proficiency
- Growth in proficiency for Economically Disadvantaged students in both ELA & Math
- Growth in Students with Disabilities in Math





Interventions

- Multi-Tiered System of Supports (MTSS)
 - Adding Title IA Students Supports position for grades 10-12
 - Add Academic Coaches for 10th graders
 - Instructional practices for all (Tier 1)
 - Mindprint
 - Sheltered English Instruction Training
- Continued focus on attendance & culture
- Collaboration with sending districts –data sharing, articulation, alignment
- Ensuring a pathway to graduation – portfolio, alternative programs

Math Specific

- In-person math summer credit recovery
 - Evaluate success, recidivism
- Algebra I & II curriculum revisions
- Snorkl
 - AI tool that provides feedback on student explanations of math problem solving
- Adjust Benchmark Assessments to target specific skills on NJGPA & NJSLA
- Building Thinking Classrooms in Math





Continued Focus



- Tracking participation and success of our efforts
- Conversations with students
- Look beyond percentages to get a more complete picture of student needs
 - Transfer students
 - Attendance
 - Etc.

