Lewisville Independent School District

Monthly Investment Report

July 1, 2025 - July 31, 2025

Portfolio Summary Management Report

LISD Operating Funds

Portfolio as of 06/30/25:		**Portfolio as of 07/31/25:**	
Beginning Book Value	$ 1,452,149,998	Ending Book Value	$ 1,405,818,083
Beginning Market Value	$ 1,452,351,953	Ending Market Value	$ 1,405,960,194
		Investment Income for the period	$ 5,323,407
		Unrealized Gain/Loss	$ 142,111
WAM at Beginning Period Date[1]	32	WAM at Ending Period Date[1]	27
		Change in Market Value [2]	$ (46,391,759)

Average Yield to Maturity for period	**4.401%**
Average Yield 180-Day Treasury Bill for period	**4.279%**

[1] WAM - weighted average maturity based off all investments in portfolio

[2] "Change in Market Value" is required data, but will primarily reflect the receipt and expenditure of the District's funds from month to month.

HUB

Lewisville Independent School District

FIDELITY BOND INVESTMENT SUMMARY*

* See full investment report for current market values and additional information. Figures below are estimates.

Security Type	Settle Date	Maturity Date	Quantity (Par Value)	Annual Yield	Net Amount Invested	Estimated Interest Earned Over Life of Bond
Capital Project #655						
Treasury Bill	4/4/2024	09/30/25	49,900,000	4.88%	$50,014,983	$3,632,529
Treasury Bill	4/4/2024	12/15/25	50,000,000	4.81%	$49,948,354	$4,034,559
				TOTALS	**$99,963,337**	**$7,667,088**

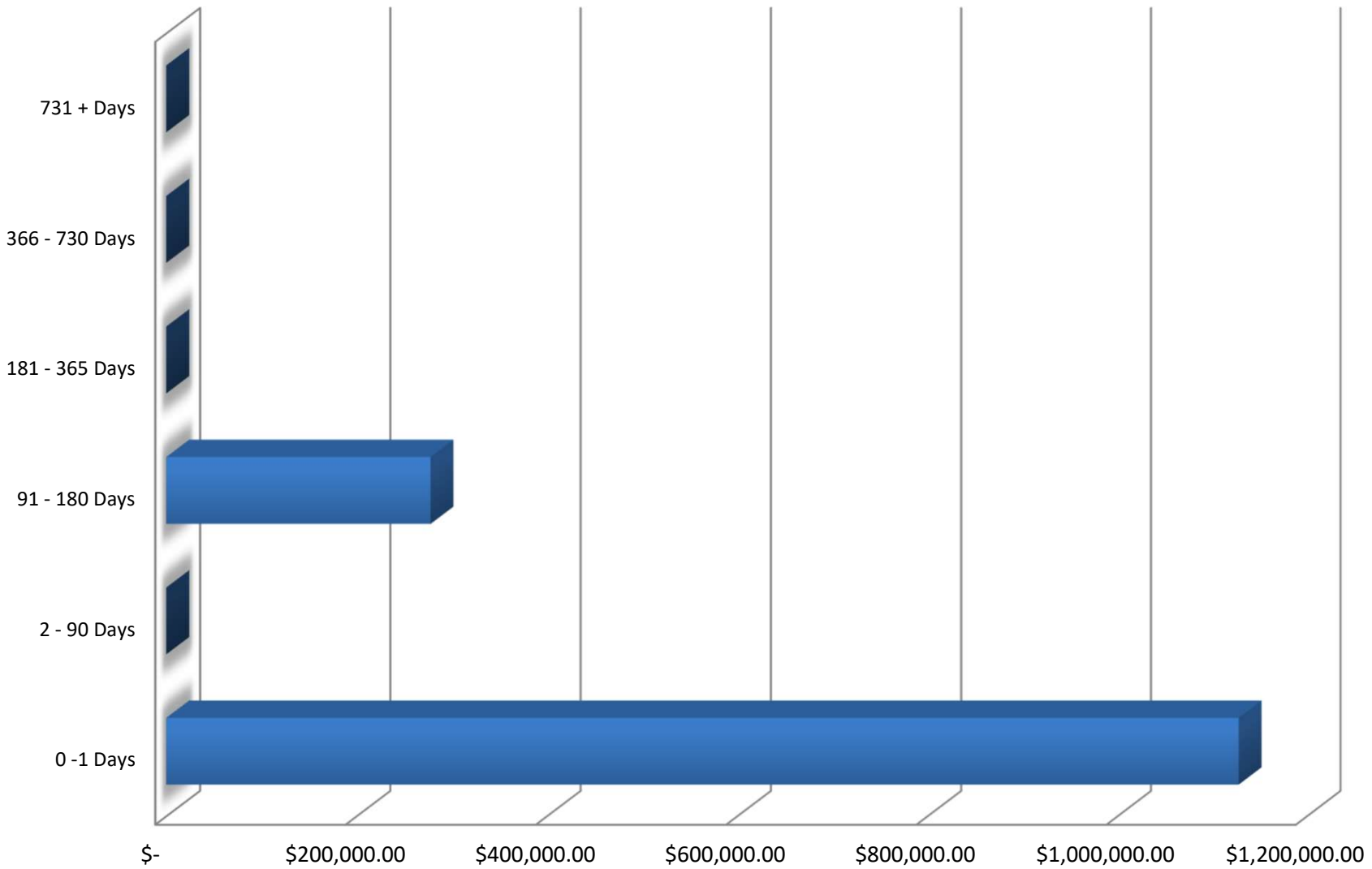

	0 -1 Days	2 - 90 Days	91 - 180 Days	181 - 365 Days	366 - 730 Days	731 + Days
Series1	$1,128,045.76	$-	$277,772.32	$-	$-	$-

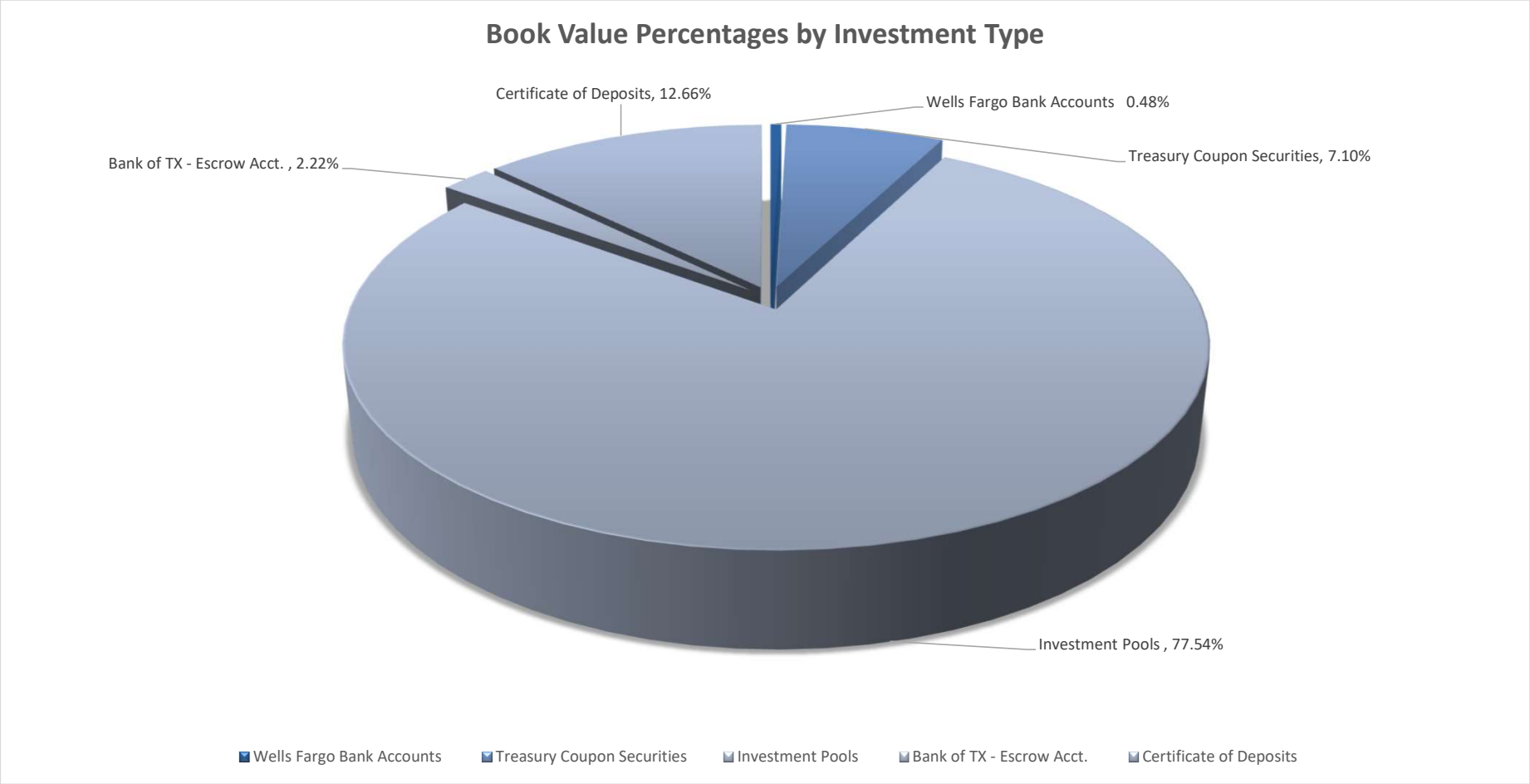
Book Value Percentages by Investment Type
Certificate of Deposits, 12.66%
Wells Fargo Bank Accounts 0.48%
Bank of TX - Escrow Acct. , 2.22%
Treasury Coupon Securities, 7.10%
Investment Pools , 77.54%
Wells Fargo Bank Accounts
Treasury Coupon Securities
Investment Pools
Bank of TX - Escrow Acct.
Certificate of Deposits

Lewisville ISD
Portfolio Management
Portfolio Summary
July 31, 2025

HUB Investment Partners LLC
900 S Capital of Texas Hwy
350
Austin, TX 78746
(512)600-5200

Investments	Par Value	Market Value	Book Value	% of Portfolio	Term	Days to Maturity	YTM 365 Equiv.
Wells Fargo Bank Accounts	6,778,984.25	6,778,984.25	6,778,984.25	0.48	1	1	0.000
Savings Acct.	5.00	5.00	5.00	0.00	1	1	0.000
Treasury Coupon Securities	99,900,000.00	99,907,412.00	99,765,301.00	7.10	582	98	4.845
Investment Pools	1,090,032,718.16	1,090,032,718.16	1,090,032,718.16	77.54	1	1	4.416
Money Markets	37,786.90	37,786.90	37,786.90	0.00	1	1	4.040
Bank of Texas - Escrow Account	31,196,265.16	31,196,265.16	31,196,265.16	2.22	1	1	4.020
CD's - Monthly Interest	178,007,022.34	178,007,022.34	178,007,022.34	12.66	281	155	4.289
Investments	**1,405,952,781.81**	**1,405,960,193.81**	**1,405,818,082.81**	**100.00%**	**78**	**27**	**4.401**
Cash and Accrued Interest							
Accrued Interest at Purchase		0.00	0.00				
Ending Accrued Interest		1,164,949.69	1,164,949.69				
Subtotal		1,164,949.69	1,164,949.69				
Total Cash and Investments Value	**1,405,952,781.81**	**1,407,125,143.50**	**1,406,983,032.50**		**78**	**27**	**4.401**

Total Earnings	July 31 Month Ending	Fiscal Year To Date
Current Year	5,323,406.60	47,023,557.83
Average Daily Balance	**1,450,736,080.20**	**1,139,875,912.03**
Effective Rate of Return	**4.32%**	**4.51%**

_'

Reporting period 07/01/2025-07/31/2025
Data Updated: SET_LSD: 08/06/2025 14:59
Run Date: 08/06/2025 - 14:59

Portfolio LISD
AP
PM (PRF_PM1) 7.3.11
Report Ver. 7.3.11

Lewisville ISD
Texas Compliance Change in Val Report
Sorted by Fund
July 1, 2025 - July 31, 2025

HUB Investment Partners LLC
900 S Capital of Texas Hwy
350
Austin, TX 78746
(512)600-5200

Inv # / Cusip	Issuer / Par Value	Fund / YTM	Purch Date / Mat Date	Interest Accrual / Interest Received	Beginning Book Value / Beginning Market Value	Purchases/ Additions	Redemptions	Change in Value	Ending Book Value / Ending Market Value
Fund: Capital Project #645									
10152	TXPL	CP0645	03/28/2013	0.00	0.00	0.00	0.00	0.00	0.00
999999993	0.00	0.000	/ /	0.00	0.00	0.00	0.00	0.00	0.00
	Sub Totals For: Fund: Capital Project #645			0.00	0.00	0.00	0.00	0.00	0.00
				0.00	0.00	0.00	0.00	0.00	0.00
Fund: Capital Project #646									
10181	TXPL	CP0646	11/01/2013	0.00	0.00	0.00	0.00	0.00	0.00
999999993	0.00	0.000	/ /	0.00	0.00	0.00	0.00	0.00	0.00
	Sub Totals For: Fund: Capital Project #646			0.00	0.00	0.00	0.00	0.00	0.00
				0.00	0.00	0.00	0.00	0.00	0.00
Fund: Capital Project #647									
10213	TXPL	CP0647	10/01/2014	0.00	0.00	0.00	0.00	0.00	0.00
999999993	0.00	0.000	/ /	0.00	0.00	0.00	0.00	0.00	0.00
10236	EWB	CP0647	09/01/2016	0.00	0.00	0.00	0.00	0.00	0.00
72000257A	0.00	0.000	/ /	0.00	0.00	0.00	0.00	0.00	0.00
	Sub Totals For: Fund: Capital Project #647			0.00	0.00	0.00	0.00	0.00	0.00
				0.00	0.00	0.00	0.00	0.00	0.00
Fund: Capital Project #650									
10107	WF	CP0650	12/01/2017	0.00	0.00	0.00	0.00	0.00	0.00
1BB56050	0.00	0.000	/ /	0.00	0.00	0.00	0.00	0.00	0.00
10259	TXPL	CP0650	08/08/2017	7,348.71	2,026,779.75	7,348.71	62,557.00	-55,208.29	1,971,571.46
999999993	1,971,571.46	4.312	/ /	7,348.71	2,026,779.75	7,348.71	62,557.00	-55,208.29	1,971,571.46
10396	NEXB	CP0650	11/30/2017	0.00	0.00	0.00	0.00	0.00	0.00
1514256	0.00	0.000	/ /	0.00	0.00	0.00	0.00	0.00	0.00

Inv # / Cusip	Issuer / Par Value	Fund / YTM	Purch Date / Mat Date	Interest Accrual / Interest Received	Beginning Book Value / Beginning Market Value	Purchases/ Additions	Redemptions	Change in Value	Ending Book Value / Ending Market Value
	Sub Totals For: Fund: Capital Project #650			7,348.71	2,026,779.75	7,348.71	62,557.00	-55,208.29	1,971,571.46
				7,348.71	2,026,779.75	7,348.71	62,557.00	-55,208.29	1,971,571.46
Fund: Capital Project #651									
10410	TXPL	CP0651	08/07/2018	9,916.83	2,707,832.70	9,916.83	0.00	9,916.83	2,717,749.53
999999993	2,717,749.53	4.312	/ /	9,916.83	2,707,832.70	9,916.83	0.00	9,916.83	2,717,749.53
	Sub Totals For: Fund: Capital Project #651			9,916.83	2,707,832.70	9,916.83	0.00	9,916.83	2,717,749.53
				9,916.83	2,707,832.70	9,916.83	0.00	9,916.83	2,717,749.53
Fund: Capital Project #652									
10417	TXPL	CP0652	08/01/2019	12,193.14	3,329,406.27	12,193.14	0.00	12,193.14	3,341,599.41
200035	3,341,599.41	4.312	/ /	12,193.14	3,329,406.27	12,193.14	0.00	12,193.14	3,341,599.41
	Sub Totals For: Fund: Capital Project #652			12,193.14	3,329,406.27	12,193.14	0.00	12,193.14	3,341,599.41
				12,193.14	3,329,406.27	12,193.14	0.00	12,193.14	3,341,599.41
Fund: Capital Project #653									
10428	TXPL	CP0653	07/01/2020	0.00	0.00	0.00	0.00	0.00	0.00
999999993	0.00	0.000	/ /	0.00	0.00	0.00	0.00	0.00	0.00
10455	TXPLPR	CP0653	01/26/2023	81,813.46	21,811,299.26	81,813.46	17,691.76	64,121.70	21,875,420.96
999999994	21,875,420.96	4.419	/ /	81,813.46	21,811,299.26	81,813.46	17,691.76	64,121.70	21,875,420.96
10471	FIDEL	CP0653	03/09/2023	0.00	0.08	0.00	0.08	-0.08	0.00
FID CAP PR 653	0.00	4.040	/ /	0.00	0.08	0.00	0.08	-0.08	0.00
	Sub Totals For: Fund: Capital Project #653			81,813.46	21,811,299.34	81,813.46	17,691.84	64,121.62	21,875,420.96
				81,813.46	21,811,299.34	81,813.46	17,691.84	64,121.62	21,875,420.96
Fund: Capital Project #655									
10484	TXPLPR	CP0655	02/01/2024	968,500.79	206,824,388.30	61,031,267.03	13,939,651.34	47,091,615.69	253,916,003.99
999999995	253,916,003.99	4.419	/ /	968,500.79	206,824,388.30	61,031,267.03	13,939,651.34	47,091,615.69	253,916,003.99
10493	USTR	CP0655	04/04/2024	211,325.14	49,914,676.22	0.00	0.00	-4,999.59	49,909,676.63
91282CJB8	49,900,000.00	4.875	09/30/2025	0.00	49,976,846.00	0.00	0.00	-32,934.00	49,943,912.00

Inv # / Cusip	Issuer / Par Value	Fund / YTM	Purch Date / Mat Date	Interest Accrual / Interest Received	Beginning Book Value / Beginning Market Value	Purchases/ Additions	Redemptions	Change in Value	Ending Book Value / Ending Market Value
10494	USTR	CP0655	04/04/2024	169,398.91	49,822,715.22	0.00	0.00	32,909.15	49,855,624.37
91282CGA3	50,000,000.00	4.813	12/15/2025	0.00	49,962,500.00	0.00	0.00	1,000.00	49,963,500.00
10496	FIDEL	CP0655	04/01/2024	6,695.46	58,818,781.68	6,695.46	58,787,690.24	-58,780,994.78	37,786.90
FID CAP PR 655	37,786.90	4.040	/ /	6,695.46	58,818,781.68	6,695.46	58,787,690.24	-58,780,994.78	37,786.90
10508	AMNATL	CP0655	03/27/2025	39,351.13	10,632,177.73	39,351.13	0.00	39,351.13	10,671,528.86
AM NATL CD 7698	10,671,528.86	4.350	03/26/2026	39,351.13	10,632,177.73	39,351.13	0.00	39,351.13	10,671,528.86
10509	AMNATL	CP0655	03/27/2025	19,675.55	5,316,088.61	19,675.55	0.00	19,675.55	5,335,764.16
AM NATL CD 7728	5,335,764.16	4.350	03/26/2026	19,675.55	5,316,088.61	19,675.55	0.00	19,675.55	5,335,764.16
10510	EWB	CP0655	03/21/2025	154,141.36	42,608,656.95	154,141.36	0.00	154,141.36	42,762,798.31
EWB-1557-2	42,762,798.31	4.252	09/22/2025	154,141.36	42,608,656.95	154,141.36	0.00	154,141.36	42,762,798.31
10516	EWB	CP0655	06/23/2025	156,189.02	42,592,676.24	156,189.02	0.00	156,189.02	42,748,865.26
EWB-5817-2	42,748,865.26	4.310	12/23/2025	156,189.02	42,592,676.24	156,189.02	0.00	156,189.02	42,748,865.26
	Sub Totals For: Fund: Capital Project #655			1,725,277.36	466,530,160.95	61,407,319.55	72,727,341.58	-11,292,112.47	455,238,048.48
				1,344,553.31	466,732,115.51	61,407,319.55	72,727,341.58	-11,351,956.03	455,380,159.48
Fund: Capital Project #656									
10518	TXPL	CP0656	06/01/2025	1,126,950.60	300,255,634.20	1,126,950.60	510,307.26	616,643.34	300,872,277.54
200039	300,872,277.54	4.419	/ /	1,126,950.60	300,255,634.20	1,126,950.60	510,307.26	616,643.34	300,872,277.54
	Sub Totals For: Fund: Capital Project #656			1,126,950.60	300,255,634.20	1,126,950.60	510,307.26	616,643.34	300,872,277.54
				1,126,950.60	300,255,634.20	1,126,950.60	510,307.26	616,643.34	300,872,277.54
Fund: Captial Project #661									
10498	TXPLPR	CP0661	07/23/2024	1,885.97	1,028,190.21	2,243.39	994,694.27	-992,450.88	35,739.33
999999994	35,739.33	4.419	/ /	1,885.97	1,028,190.21	2,243.39	994,694.27	-992,450.88	35,739.33
10506	TXCLAS	CP0661	11/13/2024	385,302.40	102,831,697.78	385,302.40	321,508.28	63,794.12	102,895,491.90
TX-0001	102,895,491.90	4.406	/ /	385,302.40	102,831,697.78	385,302.40	321,508.28	63,794.12	102,895,491.90
10511	WF	CP0661	04/24/2025	0.00	0.00	0.00	0.00	0.00	0.00
WF CP 661 MM	0.00	0.000	/ /	0.00	0.00	0.00	0.00	0.00	0.00

Inv # / Cusip	Issuer / Par Value	Fund / YTM	Purch Date / Mat Date	Interest Accrual / Interest Received	Beginning Book Value / Beginning Market Value	Purchases/ Additions	Redemptions	Change in Value	Ending Book Value / Ending Market Value
	Sub Totals For: Fund: Captial Project #661			387,188.37	103,859,887.99	387,545.79	1,316,202.55	-928,656.76	102,931,231.23
				387,188.37	103,859,887.99	387,545.79	1,316,202.55	-928,656.76	102,931,231.23
Fund: Debt Service									
10018	TXPL	DS	09/01/2006	3,409.23	925,800.23	201,785.55	84,840.56	116,944.99	1,042,745.22
999999993	1,042,745.22	4.312	/ /	3,409.23	925,800.23	201,785.55	84,840.56	116,944.99	1,042,745.22
10019	TXPLPR	DS	09/01/2006	767,812.49	204,558,506.26	768,169.91	357.42	767,812.49	205,326,318.75
999999994	205,326,318.75	4.419	/ /	767,812.49	204,558,506.26	768,169.91	357.42	767,812.49	205,326,318.75
10116	WF	DS	11/01/2011	0.00	41,250.57	84,840.56	85,197.98	-357.42	40,893.15
1112	40,893.15	0.000	/ /	0.00	41,250.57	84,840.56	85,197.98	-357.42	40,893.15
10220	FIRST	DS	09/01/2016	0.00	0.00	0.00	0.00	0.00	0.00
63621	0.00	0.000	/ /	0.00	0.00	0.00	0.00	0.00	0.00
10422	EWB	DS	04/01/2020	0.00	0.00	0.00	0.00	0.00	0.00
8003152298	0.00	0.000	/ /	0.00	0.00	0.00	0.00	0.00	0.00
10459	FIDEL	DS	01/13/2023	0.00	0.00	0.00	0.00	0.00	0.00
FID DS MM	0.00	0.000	/ /	0.00	0.00	0.00	0.00	0.00	0.00
	Sub Totals For: Fund: Debt Service			771,221.72	205,525,557.06	1,054,796.02	170,395.96	884,400.06	206,409,957.12
				771,221.72	205,525,557.06	1,054,796.02	170,395.96	884,400.06	206,409,957.12
Fund: Escrow Sinking Fund									
10250	BOT	ESF	09/20/2016	99,515.15	31,096,750.01	99,515.15	0.00	99,515.15	31,196,265.16
JAG081829	31,196,265.16	4.020	/ /	99,515.15	31,096,750.01	99,515.15	0.00	99,515.15	31,196,265.16
	Sub Totals For: Fund: Escrow Sinking Fund			99,515.15	31,096,750.01	99,515.15	0.00	99,515.15	31,196,265.16
				99,515.15	31,096,750.01	99,515.15	0.00	99,515.15	31,196,265.16
Fund: 660- Surplus Propert									
10416	TXPL	F660	07/01/2019	15,779.26	4,344,111.07	15,779.26	71,273.26	-55,494.00	4,288,617.07
999999993	4,288,617.07	4.312	/ /	15,779.26	4,344,111.07	15,779.26	71,273.26	-55,494.00	4,288,617.07
10454	TXPLPR	F660	01/26/2023	82,084.54	21,868,742.19	82,084.54	0.00	82,084.54	21,950,826.73
999999994	21,950,826.73	4.419	/ /	82,084.54	21,868,742.19	82,084.54	0.00	82,084.54	21,950,826.73

Inv # / Cusip	Issuer / Par Value	Fund / YTM	Purch Date / Mat Date	Interest Accrual / Interest Received	Beginning Book Value / Beginning Market Value	Purchases/ Additions	Redemptions	Change in Value	Ending Book Value / Ending Market Value
	Sub Totals For: Fund: 660- Surplus Propert			97,863.80	26,212,853.26	97,863.80	71,273.26	26,590.54	26,239,443.80
				97,863.80	26,212,853.26	97,863.80	71,273.26	26,590.54	26,239,443.80
Fund: General Fund									
10514	DATCU	GEN	05/29/2025	33,924.29	10,003,271.24	32,723.03	0.00	32,723.03	10,035,994.27
DATCU CD 50	10,035,994.27	3.980	05/29/2026	32,723.03	10,003,271.24	32,723.03	0.00	32,723.03	10,035,994.27
10515	DATCU	GEN	05/29/2025	38,032.10	10,003,665.76	36,670.98	0.00	36,670.98	10,040,336.74
DATCU CD 51	10,040,336.74	4.460	07/29/2026	36,670.98	10,003,665.76	36,670.98	0.00	36,670.98	10,040,336.74
10517	DATCU	GEN	05/20/2025	0.00	5.00	0.00	0.00	0.00	5.00
DATCU SAV 01	5.00	0.000	/ /	0.00	5.00	0.00	0.00	0.00	5.00
	Sub Totals For: Fund: General Fund			71,956.39	20,006,942.00	69,394.01	0.00	69,394.01	20,076,336.01
				69,394.01	20,006,942.00	69,394.01	0.00	69,394.01	20,076,336.01
Fund: JEM Res-Sec 125									
10115	WF	JRS	11/01/2011	0.00	606,584.51	122,747.49	75,366.22	47,381.27	653,965.78
1250	653,965.78	0.000	/ /	0.00	606,584.51	122,747.49	75,366.22	47,381.27	653,965.78
	Sub Totals For: Fund: JEM Res-Sec 125			0.00	606,584.51	122,747.49	75,366.22	47,381.27	653,965.78
				0.00	606,584.51	122,747.49	75,366.22	47,381.27	653,965.78
Fund: Land Sales #660									
10472	FIDEL	LS0660	03/09/2023	0.00	0.00	0.00	0.00	0.00	0.00
FID LS 660	0.00	0.000	/ /	0.00	0.00	0.00	0.00	0.00	0.00
	Sub Totals For: Fund: Land Sales #660			0.00	0.00	0.00	0.00	0.00	0.00
				0.00	0.00	0.00	0.00	0.00	0.00
Fund: Maintenance & Operat									
10016	TXPL	OPER	09/01/2006	5,657.77	3,998,737.15	4,783,151.52	5,500,000.00	-716,848.48	3,281,888.67
999999993	3,281,888.67	4.312	/ /	5,657.77	3,998,737.15	4,783,151.52	5,500,000.00	-716,848.48	3,281,888.67
10017	TXPLPR	OPER	09/01/2006	677,267.80	197,037,318.23	2,462,666.06	37,091,015.09	-34,628,349.03	162,408,969.20
999999994	162,408,969.20	4.419	/ /	677,267.80	197,037,318.23	2,462,666.06	37,091,015.09	-34,628,349.03	162,408,969.20

Inv # / Cusip	Issuer / Par Value	Fund / YTM	Purch Date / Mat Date	Interest Accrual / Interest Received	Beginning Book Value / Beginning Market Value	Purchases/ Additions	Redemptions	Change in Value	Ending Book Value / Ending Market Value
10105	WF	OPER	06/01/2011	0.00	6,446,977.33	58,707,902.73	59,387,224.34	-679,321.61	5,767,655.72
3173	5,767,655.72	0.000	/ /	0.00	6,446,977.33	58,707,902.73	59,387,224.34	-679,321.61	5,767,655.72
10198	EWB	OPER	09/01/2016	0.00	0.00	0.00	0.00	0.00	0.00
72000240	0.00	0.000	/ /	0.00	0.00	0.00	0.00	0.00	0.00
10434	EWB	OPER	01/20/2021	0.00	0.00	0.00	0.00	0.00	0.00
EWB-41478	0.00	0.000	/ /	0.00	0.00	0.00	0.00	0.00	0.00
10437	WESTAS	OPER	06/23/2021	0.00	0.00	0.00	0.00	0.00	0.00
5015445380	0.00	0.000	/ /	0.00	0.00	0.00	0.00	0.00	0.00
10460	FIDEL	OPER	01/26/2023	0.00	0.00	0.00	0.00	0.00	0.00
FID GEN MM	0.00	0.000	/ /	0.00	0.00	0.00	0.00	0.00	0.00
10500	AMNATL	OPER	09/12/2024	44,751.21	10,412,242.43	44,751.21	0.00	44,751.21	10,456,993.64
AM NATL CD 6918	10,456,993.64	5.050	09/11/2025	44,751.21	10,412,242.43	44,751.21	0.00	44,751.21	10,456,993.64
10501	AMNATL	OPER	09/19/2024	38,290.01	10,345,470.48	38,290.01	0.00	38,290.01	10,383,760.49
AM NATL CD 5395	10,383,760.49	4.350	09/18/2025	38,290.01	10,345,470.48	38,290.01	0.00	38,290.01	10,383,760.49
10502	AMNATL	OPER	09/26/2024	35,081.17	10,309,328.49	35,081.17	0.00	35,081.17	10,344,409.66
AM NATL CD 5433	10,344,409.66	4.000	09/25/2025	35,081.17	10,309,328.49	35,081.17	0.00	35,081.17	10,344,409.66
10513	EWB	OPER	05/12/2025	87,899.53	25,138,671.42	87,899.53	0.00	87,899.53	25,226,570.95
EWB-7711-E	25,226,570.95	4.110	05/13/2026	87,899.53	25,138,671.42	87,899.53	0.00	87,899.53	25,226,570.95
1BA79321	WF	OPER	11/01/2017	0.00	0.00	0.00	0.00	0.00	0.00
3802	0.00	0.000	/ /	0.00	0.00	0.00	0.00	0.00	0.00
	Sub Totals For: Fund: Maintenance & Operat			888,947.49	263,688,745.53	66,159,742.23	101,978,239.43	-35,818,497.20	227,870,248.33
				888,947.49	263,688,745.53	66,159,742.23	101,978,239.43	-35,818,497.20	227,870,248.33
Fund: Worker's Compensatio									
10025	TXPLPR	WC	09/01/2006	13,055.15	3,478,114.86	13,055.15	0.00	13,055.15	3,491,170.01
999999994	3,491,170.01	4.419	/ /	13,055.15	3,478,114.86	13,055.15	0.00	13,055.15	3,491,170.01
10026	TXPL	WC	09/01/2006	2,248.87	614,079.52	2,248.87	0.00	2,248.87	616,328.39
999999993	616,328.39	4.312	/ /	2,248.87	614,079.52	2,248.87	0.00	2,248.87	616,328.39

Inv # / Cusip	Issuer / Par Value	Fund / YTM	Purch Date / Mat Date	Interest Accrual / Interest Received	Beginning Book Value / Beginning Market Value	Purchases/ Additions	Redemptions	Change in Value	Ending Book Value / Ending Market Value
10106	WF	WC	06/01/2011	0.00	399,370.04	0.00	82,900.44	-82,900.44	316,469.60
7958	316,469.60	0.000	/ /	0.00	399,370.04	0.00	82,900.44	-82,900.44	316,469.60
Sub Totals For: Fund: Worker's Compensatio				15,304.02	4,491,564.42	15,304.02	82,900.44	-67,596.42	4,423,968.00
				15,304.02	4,491,564.42	15,304.02	82,900.44	-67,596.42	4,423,968.00
		Report Grand Totals:		5,295,497.04	1,452,149,997.99	130,652,450.80	177,012,275.54	-46,331,915.18	1,405,818,082.81
				4,912,210.61	1,452,351,952.55	130,652,450.80	177,012,275.54	-46,391,758.74	1,405,960,193.81

GLOSSARY	
PAR VALUE	The face value of investment.
MARKET VALUE	The face value multiplied by the market price. It is the last reported price from the report date.
BOOK VALUE	The cost of a bond, plus or minus adjustments for purchase discount or premium adjustments.
AMORTIZATION/ACCRETION	Amortization (accretion) is the process of reducing (increasing) the original cost of the investment on a daily basis in order to equal par value at maturity. Amortization calculations vary by investment type and the basis associated with the type of investment.
SECURITY TYPE DEFINITIONS	Security types are broad category of investments with similar characteristics and risk features such as agency securities, corporate bonds, municipal bonds, and money markets. Codes within the system are utilized to make calculations based on the underlying security. Security type labels are customizable.
FAC	Federal Agency Coupon Securities
PA1	Wells Fargo Bank Accounts
RR2	Money Market Accounts
RR4	Bank of Texas - Escrow Account
RR3/RR5	CD's Interest Monthly/Quarterly
RRP	Investment Pools
TRC	Treasury Coupon Securities
PURCHASE PRINCIPAL	The original cost of the bond. Par value multiplied by purchase price.
PREMIUM/DISCOUNT	A bond with price below 100 is discount. A bond with price above 100 is premium.
ADJUSTED INTEREST EARNINGS	Net between interest earned and amortization/accretion adjustments within a report period.
EFFECTIVE RATE OF RETURN	Interest earnings adjusted for amortization of premiums and accretion for discounts plus any realized gain or loss divided by the average daily balance of the portfolio divided by 365 and then multiplied by the actual days in the report period.
YIELD TO MATURITY	The yield of an investment as of the purchase date assuming that the bond is held to maturity.
YTM 360	The yield is based on a hypothetical year that has only 360 days.
YTM 365	The yield is based on a 365-day year.
REMAINING COST	The original cost of an investment taking into consideration any partial sales or redemptions for the par value that remains.
STATED RATE	Coupon rate (yield the bond paid on its issue date).
CURRENT RATE	A bond's annual return based on its annual coupon payments and current price (as opposed to its original price or face).
GASB 31	Establishes fair value standards for investments in (a) participating interest-earning investment contracts, (b) external investment pools, (c) open-end mutual funds, (d) debt securities, and (e) equity securities, option contracts, stock warrants, and stock rights that have readily determinable fair values.

Statement Disclosures

The information provided in this report was created by HUB Investment Partners utilizing data from your custodian that is considered reliable. HUB Investment Partners is relying on the information provided by your custodian; HUB Investment Partners has not audited or otherwise verified the accuracy of the methodology, calculations, or information in this report. As a result, the methodology, calculations, and information presented in the report are not guaranteed by HUB Investment Partners.

HUB Investment Partners is independent of your custodian.

You should consider the account statements received directly from your account custodian as the prevailing document for your account. Please review the information contained on this statement against the statement provided to you from the account custodian or product sponsor. The reported value on your account statement you received from the account custodian may differ from the reported value on this quarterly statement due to a variety of factors including the treatment of accrued income and dividends, rounding and other considerations. If there is any unexplained discrepancy between this statement and the account statement you received from the account custodian, please immediately contact HUB Investment Partners and/or your account custodian. Discrepancies should be reported to HUB Investment Partners via telephone at 512-600-5268.

The account portfolio or assets in the account are valued at the starting and ending points of the period. Cash flows are included in the calculation based on when they occurred during the period.

Performance data quoted represents past performance and does not guarantee future results. The investment return and principal of an investment will fluctuate so that an investor's shares when redeemed may be worth more or less than their original cost. All investments have investment risks such as fluctuation in investment principal including the complete loss of principal invested. The values represented in the report may not reflect the original cost of a client's initial investment. HUB Investment Partners standard reporting does not reflect reinvestment of dividends and other earnings in the performance numbers, unless the account holder specifically asks for inclusion of such earnings. Performance report calculations and figures should not be relied upon for tax purposes.

If you have any changes in your financial situation, risk tolerance, investment objectives or if you wish to impose or modify any reasonable restrictions on the management of your account(s), please contact HUB Investment Partners immediately. Also, please contact us if you would like a current copy of our Disclosure Document, which includes a description of the advisory services we offer.

This material is not intended to present an opinion on legal or tax matters. Please consult with your attorney or tax advisor and compare this document to your custodial statement for accuracy, as applicable.

REAL INNOVATION
LIMITLESS OPPORTUNITY
LEWISVILLE INDEPENDENT SCHOOL DISTRICT

Monthly Investment Report

July 31, 2025

The following reports are submitted in accordance with the Public Funds Investment Act (Texas Gov't Code 2256). The reports also offer supplemental information not required by the Act in order to fully inform the governing body of the Lewisville Independent School District of the position and activity within the District's portfolio of investments. The reports include a management summary overview, a detailed inventory report for the end of the period, and a transaction report, as well as graphic representation of the portfolio to provide full disclosure to the governing body.

Scott Wrehe — 8-15-25
Scott Wrehe, Chief Financial Officer, Lewisville ISD — Date

Sarah Curtis — 8-8-2025
Sarah Curtis, Director of Accounting, Lewisville ISD — Date

Claudia Orta — 8-8-2025
Claudia Orta, Director of Budget, Lewisville ISD — Date

HUB

Lewisville Independent School District

Monthly Investment Report

June 1, 2025 - June 30, 2025

Portfolio Summary Management Report

LISD Operating Funds

Portfolio as of 05/31/25:		**Portfolio as of 06/30/25:**	
Beginning Book Value	$ 1,176,778,286	Ending Book Value	$ 1,452,149,998
Beginning Market Value	$ 1,177,042,593	Ending Market Value	$ 1,452,351,953
		Investment Income for the period	$ 4,487,458
		Unrealized Gain/Loss	$ 201,955
WAM at Beginning Period Date[1]	35	WAM at Ending Period Date[1]	32
		Change in Market Value [2]	$ 275,309,360

Average Yield to Maturity for period	**4.389%**
Average Yield 180-Day Treasury Bill for period	**4.286%**

[1] WAM - weighted average maturity based off all investments in portfolio

[2] "Change in Market Value" is required data, but will primarily reflect the receipt and expenditure of the District's funds from month to month.

HUB

Lewisville Independent School District

FIDELITY BOND INVESTMENT SUMMARY*

* See full investment report for current market values and additional information. Figures below are estimates.

Security Type	Settle Date	Maturity Date	Quantity (Par Value)	Annual Yield	Net Amount Invested	Estimated Interest Earned Over Life of Bond
Capital Project #655						
Treasury Bill	4/4/2024	09/30/25	49,900,000	4.88%	$50,014,983	$3,632,529
Treasury Bill	4/4/2024	12/15/25	50,000,000	4.81%	$49,948,354	$4,034,559
				TOTALS	**$99,963,337**	**$7,667,088**

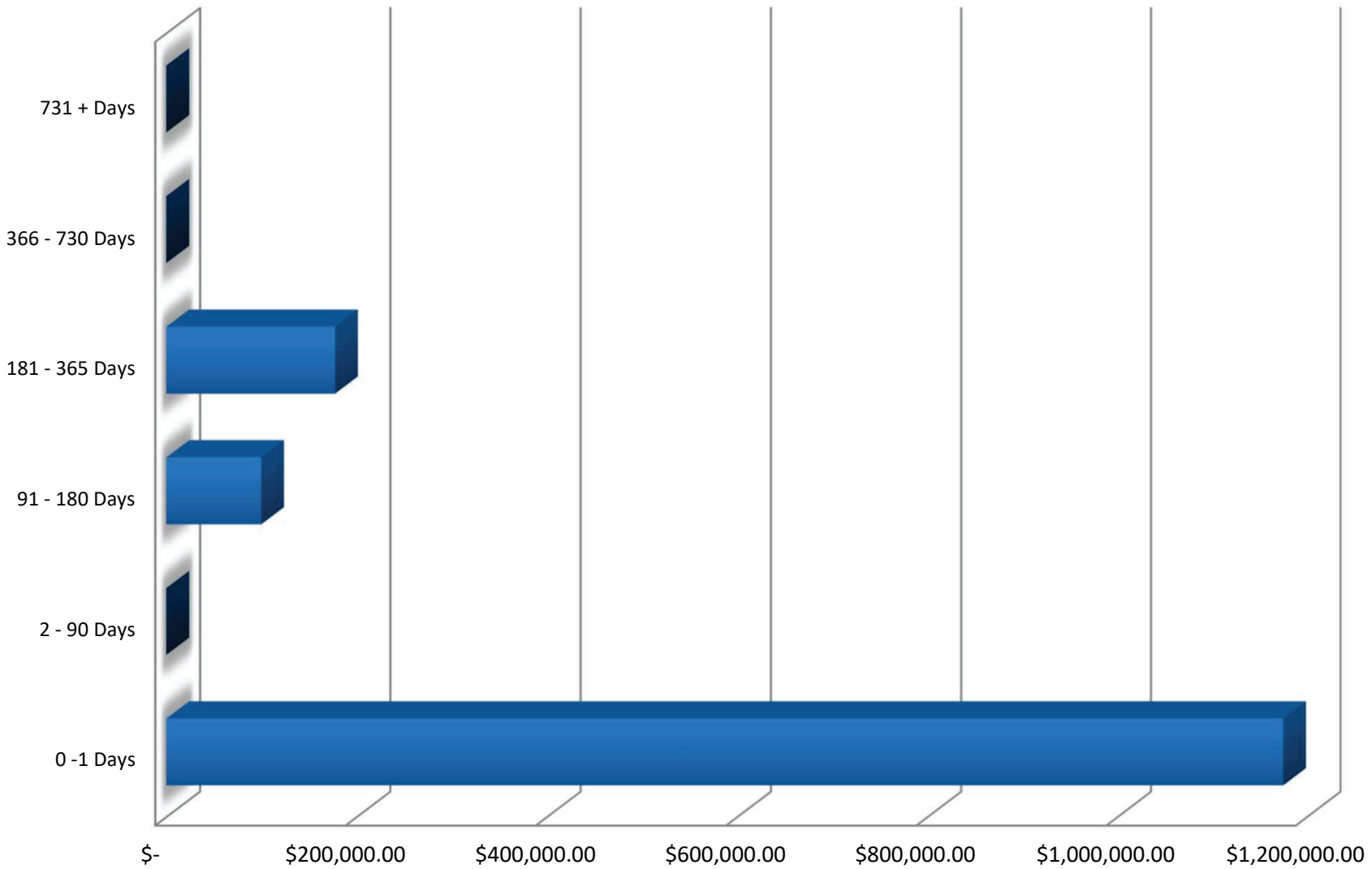

	0 -1 Days	2 - 90 Days	91 - 180 Days	181 - 365 Days	366 - 730 Days	731 + Days
Series1	$1,175,050.36	$-	$99,737.39	$177,362.25	$-	$-

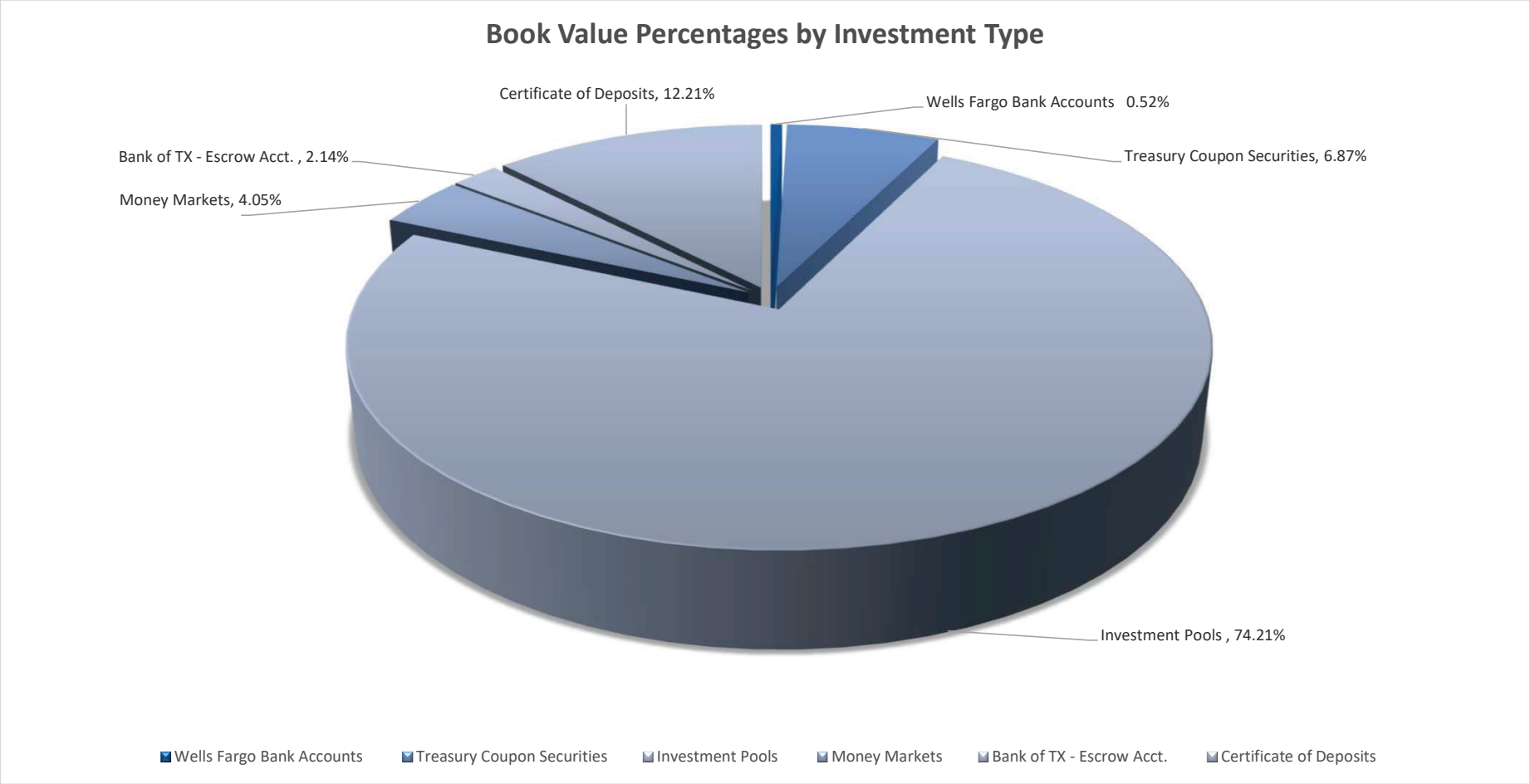
Book Value Percentages by Investment Type
Certificate of Deposits, 12.21%
Wells Fargo Bank Accounts 0.52%
Bank of TX - Escrow Acct. , 2.14%
Treasury Coupon Securities, 6.87%
Money Markets, 4.05%
Investment Pools , 74.21%
Wells Fargo Bank Accounts
Treasury Coupon Securities
Investment Pools
Money Markets
Bank of TX - Escrow Acct.
Certificate of Deposits

Lewisville ISD
Portfolio Management
Portfolio Summary
June 30, 2025

HUB Investment Partners LLC
900 S Capital of Texas Hwy
350
Austin, TX 78746
(512)600-5200

Investments	Par Value	Market Value	Book Value	% of Portfolio	Term	Days to Maturity	YTM 365 Equiv.
Wells Fargo Bank Accounts	7,494,182.45	7,494,182.45	7,494,182.45	0.52	1	1	0.000
Savings Acct.	5.00	5.00	5.00	0.00	1	1	0.000
Treasury Coupon Securities	99,900,000.00	99,939,346.00	99,737,391.44	6.87	582	129	4.845
Investment Pools	1,077,640,637.98	1,077,640,637.98	1,077,640,637.98	74.21	1	1	4.423
Money Markets	58,818,781.76	58,818,781.76	58,818,781.76	4.05	1	1	4.040
Bank of Texas - Escrow Account	31,096,750.01	31,096,750.01	31,096,750.01	2.14	1	1	4.040
CD's - Monthly Interest	177,362,249.35	177,362,249.35	177,362,249.35	12.21	281	186	4.289
Investments	**1,452,312,606.55**	**1,452,351,952.55**	**1,452,149,997.99**	**100.00%**	**75**	**32**	**4.389**
Cash and Accrued Interest							
Accrued Interest at Purchase		0.00	0.00				
Ending Accrued Interest		781,671.04	781,671.04				
Subtotal		781,671.04	781,671.04				
Total Cash and Investments Value	**1,452,312,606.55**	**1,453,133,623.59**	**1,452,931,669.03**		**75**	**32**	**4.389**

Total Earnings	June 30 Month Ending	Fiscal Year To Date
Current Year	4,487,458.34	41,700,159.01
Average Daily Balance	**1,494,459,544.92**	**1,108,071,736.41**
Effective Rate of Return	**3.65%**	**4.53%**

_'

Lewisville ISD
Texas Compliance Change in Val Report
Sorted by Fund
June 1, 2025 - June 30, 2025

HUB Investment Partners LLC
900 S Capital of Texas Hwy
350
Austin, TX 78746
(512)600-5200

Inv # / Cusip	Issuer / Par Value	Fund / YTM	Purch Date / Mat Date	Interest Accrual / Interest Received	Beginning Book Value / Beginning Market Value	Purchases/ Additions	Redemptions	Change in Value	Ending Book Value / Ending Market Value
Fund: Capital Project #645									
10152	TXPL	CP0645	03/28/2013	0.00	0.00	0.00	0.00	0.00	0.00
999999993	0.00	0.000	/ /	0.00	0.00	0.00	0.00	0.00	0.00
	Sub Totals For: Fund: Capital Project #645			0.00	0.00	0.00	0.00	0.00	0.00
				0.00	0.00	0.00	0.00	0.00	0.00
Fund: Capital Project #646									
10181	TXPL	CP0646	11/01/2013	0.00	0.00	0.00	0.00	0.00	0.00
999999993	0.00	0.000	/ /	0.00	0.00	0.00	0.00	0.00	0.00
	Sub Totals For: Fund: Capital Project #646			0.00	0.00	0.00	0.00	0.00	0.00
				0.00	0.00	0.00	0.00	0.00	0.00
Fund: Capital Project #647									
10213	TXPL	CP0647	10/01/2014	0.00	0.00	0.00	0.00	0.00	0.00
999999993	0.00	0.000	/ /	0.00	0.00	0.00	0.00	0.00	0.00
10236	EWB	CP0647	09/01/2016	0.00	0.00	0.00	0.00	0.00	0.00
72000257A	0.00	0.000	/ /	0.00	0.00	0.00	0.00	0.00	0.00
	Sub Totals For: Fund: Capital Project #647			0.00	0.00	0.00	0.00	0.00	0.00
				0.00	0.00	0.00	0.00	0.00	0.00
Fund: Capital Project #650									
10107	WF	CP0650	12/01/2017	0.00	0.00	0.00	0.00	0.00	0.00
1BB56050	0.00	0.000	/ /	0.00	0.00	0.00	0.00	0.00	0.00
10259	TXPL	CP0650	08/08/2017	7,134.70	2,020,432.19	7,134.70	787.14	6,347.56	2,026,779.75
999999993	2,026,779.75	4.297	/ /	7,134.70	2,020,432.19	7,134.70	787.14	6,347.56	2,026,779.75
10396	NEXB	CP0650	11/30/2017	0.00	0.00	0.00	0.00	0.00	0.00
1514256	0.00	0.000	/ /	0.00	0.00	0.00	0.00	0.00	0.00

Inv # / Cusip	Issuer / Par Value	Fund / YTM	Purch Date / Mat Date	Interest Accrual / Interest Received	Beginning Book Value / Beginning Market Value	Purchases/ Additions	Redemptions	Change in Value	Ending Book Value / Ending Market Value
	Sub Totals For: Fund: Capital Project #650			7,134.70	2,020,432.19	7,134.70	787.14	6,347.56	2,026,779.75
				7,134.70	2,020,432.19	7,134.70	787.14	6,347.56	2,026,779.75
Fund: Capital Project #651									
10410	TXPL	CP0651	08/07/2018	9,533.06	2,699,752.91	9,533.06	1,453.27	8,079.79	2,707,832.70
999999993	2,707,832.70	4.297	/ /	9,533.06	2,699,752.91	9,533.06	1,453.27	8,079.79	2,707,832.70
	Sub Totals For: Fund: Capital Project #651			9,533.06	2,699,752.91	9,533.06	1,453.27	8,079.79	2,707,832.70
				9,533.06	2,699,752.91	9,533.06	1,453.27	8,079.79	2,707,832.70
Fund: Capital Project #652									
10417	TXPL	CP0652	08/01/2019	11,720.59	3,319,135.54	11,720.59	1,449.86	10,270.73	3,329,406.27
200035	3,329,406.27	4.297	/ /	11,720.59	3,319,135.54	11,720.59	1,449.86	10,270.73	3,329,406.27
	Sub Totals For: Fund: Capital Project #652			11,720.59	3,319,135.54	11,720.59	1,449.86	10,270.73	3,329,406.27
				11,720.59	3,319,135.54	11,720.59	1,449.86	10,270.73	3,329,406.27
Fund: Capital Project #653									
10428	TXPL	CP0653	07/01/2020	0.00	0.00	0.00	0.00	0.00	0.00
999999993	0.00	0.000	/ /	0.00	0.00	0.00	0.00	0.00	0.00
10455	TXPLPR	CP0653	01/26/2023	80,157.10	22,570,083.79	80,157.10	838,941.63	-758,784.53	21,811,299.26
999999994	21,811,299.26	4.428	/ /	80,157.10	22,570,083.79	80,157.10	838,941.63	-758,784.53	21,811,299.26
10471	FIDEL	CP0653	03/09/2023	0.08	64.61	0.08	64.61	-64.53	0.08
FID CAP PR 653	0.08	4.040	/ /	0.08	64.61	0.08	64.61	-64.53	0.08
	Sub Totals For: Fund: Capital Project #653			80,157.18	22,570,148.40	80,157.18	839,006.24	-758,849.06	21,811,299.34
				80,157.18	22,570,148.40	80,157.18	839,006.24	-758,849.06	21,811,299.34
Fund: Capital Project #655									
10484	TXPLPR	CP0655	02/01/2024	763,793.44	212,433,393.54	763,793.44	6,372,798.68	-5,609,005.24	206,824,388.30
999999995	206,824,388.30	4.428	/ /	763,793.44	212,433,393.54	763,793.44	6,372,798.68	-5,609,005.24	206,824,388.30
10492	USTR	CP0655	04/04/2024	183,884.63	49,617,065.37	0.00	49,630,000.00	-49,617,065.37	0.00
91282CHL8	0.00	0.000	06/30/2025	1,147,693.75	49,636,948.20	0.00	49,630,000.00	-49,636,948.20	0.00

Inv # / Cusip	Issuer / Par Value	Fund / YTM	Purch Date / Mat Date	Interest Accrual / Interest Received	Beginning Book Value / Beginning Market Value	Purchases/ Additions	Redemptions	Change in Value	Ending Book Value / Ending Market Value
10493	USTR	CP0655	04/04/2024	204,508.20	49,919,514.53	0.00	0.00	-4,838.31	49,914,676.22
91282CJB8	49,900,000.00	4.875	09/30/2025	0.00	49,996,307.00	0.00	0.00	-19,461.00	49,976,846.00
10494	USTR	CP0655	04/04/2024	164,354.77	49,790,867.66	0.00	0.00	31,847.56	49,822,715.22
91282CGA3	50,000,000.00	4.813	12/15/2025	1,000,000.00	49,958,500.00	0.00	0.00	4,000.00	49,962,500.00
10496	FIDEL	CP0655	04/01/2024	13,026.99	7,009,996.49	58,794,155.21	6,985,370.02	51,808,785.19	58,818,781.68
FID CAP PR 655	58,818,781.68	4.040	/ /	13,026.99	7,009,996.49	58,794,155.21	6,985,370.02	51,808,785.19	58,818,781.68
10507	EWB	CP0655	12/23/2024	111,160.51	42,441,301.61	111,160.51	42,552,462.12	-42,441,301.61	0.00
EWB-5817-1	0.00	4.340	06/23/2025	111,160.51	42,441,301.61	111,160.51	42,552,462.12	-42,441,301.61	0.00
10508	AMNATL	CP0655	03/27/2025	37,943.57	10,594,234.16	37,943.57	0.00	37,943.57	10,632,177.73
AM NATL CD 7698	10,632,177.73	4.350	03/26/2026	37,943.57	10,594,234.16	37,943.57	0.00	37,943.57	10,632,177.73
10509	AMNATL	CP0655	03/27/2025	18,971.78	5,297,116.83	18,971.78	0.00	18,971.78	5,316,088.61
AM NATL CD 7728	5,316,088.61	4.350	03/26/2026	18,971.78	5,297,116.83	18,971.78	0.00	18,971.78	5,316,088.61
10510	EWB	CP0655	03/21/2025	148,640.03	42,460,016.92	148,640.03	0.00	148,640.03	42,608,656.95
EWB-1557-2	42,608,656.95	4.252	09/22/2025	148,640.03	42,460,016.92	148,640.03	0.00	148,640.03	42,608,656.95
10516	EWB	CP0655	06/23/2025	40,214.12	0.00	42,592,676.24	0.00	42,592,676.24	42,592,676.24
EWB-5817-2	42,592,676.24	4.310	12/23/2025	40,214.12	0.00	42,592,676.24	0.00	42,592,676.24	42,592,676.24
	Sub Totals For: Fund: Capital Project #655			1,686,498.04	469,563,507.11	102,467,340.78	105,540,630.82	-3,033,346.16	466,530,160.95
				3,281,444.19	469,827,814.75	102,467,340.78	105,540,630.82	-3,095,699.24	466,732,115.51
Fund: Capital Project #656									
10518	TXPL	CP0656	06/01/2025	255,634.20	0.00	300,255,634.20	0.00	300,255,634.20	300,255,634.20
200039	300,255,634.20	4.428	/ /	255,634.20	0.00	300,255,634.20	0.00	300,255,634.20	300,255,634.20
	Sub Totals For: Fund: Capital Project #656			255,634.20	0.00	300,255,634.20	0.00	300,255,634.20	300,255,634.20
				255,634.20	0.00	300,255,634.20	0.00	300,255,634.20	300,255,634.20
Fund: Captial Project #661									
10498	TXPLPR	CP0661	07/23/2024	2,621.43	1,458.73	1,030,005.98	3,274.50	1,026,731.48	1,028,190.21
999999994	1,028,190.21	4.428	/ /	2,621.43	1,458.73	1,030,005.98	3,274.50	1,026,731.48	1,028,190.21

Inv # / Cusip	Issuer / Par Value	Fund / YTM	Purch Date / Mat Date	Interest Accrual / Interest Received	Beginning Book Value / Beginning Market Value	Purchases/ Additions	Redemptions	Change in Value	Ending Book Value / Ending Market Value
10506	TXCLAS	CP0661	11/13/2024	371,378.04	102,499,469.74	371,378.04	39,150.00	332,228.04	102,831,697.78
TX-0001	102,831,697.78	4.402	/ /	371,378.04	102,499,469.74	371,378.04	39,150.00	332,228.04	102,831,697.78
10511	WF	CP0661	04/24/2025	587.64	1,023,707.19	4,034.78	1,027,741.97	-1,023,707.19	0.00
WF CP 661 MM	0.00	4.220	/ /	4,034.78	1,023,707.19	4,034.78	1,027,741.97	-1,023,707.19	0.00
	Sub Totals For: Fund: Captial Project #661			374,587.11	103,524,635.66	1,405,418.80	1,070,166.47	335,252.33	103,859,887.99
				378,034.25	103,524,635.66	1,405,418.80	1,070,166.47	335,252.33	103,859,887.99
Fund: Debt Service									
10018	TXPL	DS	09/01/2006	2,746.79	542,870.94	382,929.29	0.00	382,929.29	925,800.23
999999993	925,800.23	4.297	/ /	2,746.79	542,870.94	382,929.29	0.00	382,929.29	925,800.23
10019	TXPLPR	DS	09/01/2006	745,327.41	206,409,350.63	1,789,425.18	3,640,269.55	-1,850,844.37	204,558,506.26
999999994	204,558,506.26	4.428	/ /	745,327.41	206,409,350.63	1,789,425.18	3,640,269.55	-1,850,844.37	204,558,506.26
10116	WF	DS	11/01/2011	0.00	43,633.15	2,055,126.52	2,057,509.10	-2,382.58	41,250.57
1112	41,250.57	0.000	/ /	0.00	43,633.15	2,055,126.52	2,057,509.10	-2,382.58	41,250.57
10220	FIRST	DS	09/01/2016	0.00	0.00	0.00	0.00	0.00	0.00
63621	0.00	0.000	/ /	0.00	0.00	0.00	0.00	0.00	0.00
10422	EWB	DS	04/01/2020	0.00	0.00	0.00	0.00	0.00	0.00
8003152298	0.00	0.000	/ /	0.00	0.00	0.00	0.00	0.00	0.00
10459	FIDEL	DS	01/13/2023	0.00	0.01	0.00	0.01	-0.01	0.00
FID DS MM	0.00	0.000	/ /	0.00	0.01	0.00	0.01	-0.01	0.00
	Sub Totals For: Fund: Debt Service			748,074.20	206,995,854.73	4,227,480.99	5,697,778.66	-1,470,297.67	205,525,557.06
				748,074.20	206,995,854.73	4,227,480.99	5,697,778.66	-1,470,297.67	205,525,557.06
Fund: Escrow Sinking Fund									
10250	BOT	ESF	09/20/2016	98,159.13	28,498,590.88	2,598,159.13	0.00	2,598,159.13	31,096,750.01
JAG081829	31,096,750.01	4.040	/ /	98,159.13	28,498,590.88	2,598,159.13	0.00	2,598,159.13	31,096,750.01
	Sub Totals For: Fund: Escrow Sinking Fund			98,159.13	28,498,590.88	2,598,159.13	0.00	2,598,159.13	31,096,750.01
				98,159.13	28,498,590.88	2,598,159.13	0.00	2,598,159.13	31,096,750.01
Fund: 660- Surplus Propert									

Inv # / Cusip	Issuer / Par Value	Fund / YTM	Purch Date / Mat Date	Interest Accrual / Interest Received	Beginning Book Value / Beginning Market Value	Purchases/ Additions	Redemptions	Change in Value	Ending Book Value / Ending Market Value
10416	TXPL	F660	07/01/2019	15,291.08	4,331,267.68	15,291.08	2,447.69	12,843.39	4,344,111.07
999999993	4,344,111.07	4.297	/ /	15,291.08	4,331,267.68	15,291.08	2,447.69	12,843.39	4,344,111.07
10454	TXPLPR	F660	01/26/2023	79,301.40	21,789,440.79	79,301.40	0.00	79,301.40	21,868,742.19
999999994	21,868,742.19	4.428	/ /	79,301.40	21,789,440.79	79,301.40	0.00	79,301.40	21,868,742.19
	Sub Totals For: Fund: 660- Surplus Propert			94,592.48	26,120,708.47	94,592.48	2,447.69	92,144.79	26,212,853.26
				94,592.48	26,120,708.47	94,592.48	2,447.69	92,144.79	26,212,853.26
Fund: General Fund									
10514	DATCU	GEN	05/29/2025	32,450.27	10,000,000.00	3,271.24	0.00	3,271.24	10,003,271.24
DATCU CD 50	10,003,271.24	3.980	05/29/2026	3,271.24	10,000,000.00	3,271.24	0.00	3,271.24	10,003,271.24
10515	DATCU	GEN	05/29/2025	36,365.30	10,000,000.00	3,665.76	0.00	3,665.76	10,003,665.76
DATCU CD 51	10,003,665.76	4.460	07/29/2026	3,665.76	10,000,000.00	3,665.76	0.00	3,665.76	10,003,665.76
10517	DATCU	GEN	05/20/2025	0.00	5.00	0.00	0.00	0.00	5.00
DATCU SAV 01	5.00	0.000	/ /	0.00	5.00	0.00	0.00	0.00	5.00
	Sub Totals For: Fund: General Fund			68,815.57	20,000,005.00	6,937.00	0.00	6,937.00	20,006,942.00
				6,937.00	20,000,005.00	6,937.00	0.00	6,937.00	20,006,942.00
Fund: JEM Res-Sec 125									
10115	WF	JRS	11/01/2011	0.00	546,968.12	122,977.73	63,361.34	59,616.39	606,584.51
1250	606,584.51	0.000	/ /	0.00	546,968.12	122,977.73	63,361.34	59,616.39	606,584.51
	Sub Totals For: Fund: JEM Res-Sec 125			0.00	546,968.12	122,977.73	63,361.34	59,616.39	606,584.51
				0.00	546,968.12	122,977.73	63,361.34	59,616.39	606,584.51
Fund: Land Sales #660									
10472	FIDEL	LS0660	03/09/2023	0.00	0.58	0.00	0.58	-0.58	0.00
FID LS 660	0.00	0.000	/ /	0.00	0.58	0.00	0.58	-0.58	0.00
	Sub Totals For: Fund: Land Sales #660			0.00	0.58	0.00	0.58	-0.58	0.00
				0.00	0.58	0.00	0.58	-0.58	0.00
Fund: Maintenance & Operat									

Inv # / Cusip	Issuer / Par Value	Fund / YTM	Purch Date / Mat Date	Interest Accrual / Interest Received	Beginning Book Value / Beginning Market Value	Purchases/ Additions	Redemptions	Change in Value	Ending Book Value / Ending Market Value
10016	TXPL	OPER	09/01/2006	5,293.15	2,135,426.72	6,123,310.43	4,260,000.00	1,863,310.43	3,998,737.15
999999993	3,998,737.15	4.297	/ /	5,293.15	2,135,426.72	6,123,310.43	4,260,000.00	1,863,310.43	3,998,737.15
10017	TXPLPR	OPER	09/01/2006	793,887.13	237,393,431.10	793,887.13	41,150,000.00	-40,356,112.87	197,037,318.23
999999994	197,037,318.23	4.428	/ /	793,887.13	237,393,431.10	793,887.13	41,150,000.00	-40,356,112.87	197,037,318.23
10105	WF	OPER	06/01/2011	0.00	10,788,255.71	55,644,792.26	59,986,070.64	-4,341,278.38	6,446,977.33
3173	6,446,977.33	0.000	/ /	0.00	10,788,255.71	55,644,792.26	59,986,070.64	-4,341,278.38	6,446,977.33
10198	EWB	OPER	09/01/2016	0.00	0.00	0.00	0.00	0.00	0.00
72000240	0.00	0.000	/ /	0.00	0.00	0.00	0.00	0.00	0.00
10434	EWB	OPER	01/20/2021	0.00	0.00	0.00	0.00	0.00	0.00
EWB-41478	0.00	0.000	/ /	0.00	0.00	0.00	0.00	0.00	0.00
10437	WESTAS	OPER	06/23/2021	0.00	0.00	0.00	0.00	0.00	0.00
5015445380	0.00	0.000	/ /	0.00	0.00	0.00	0.00	0.00	0.00
10460	FIDEL	OPER	01/26/2023	0.00	0.01	0.00	0.01	-0.01	0.00
FID GEN MM	0.00	0.000	/ /	0.00	0.01	0.00	0.01	-0.01	0.00
10500	AMNATL	OPER	09/12/2024	43,125.28	10,369,117.15	43,125.28	0.00	43,125.28	10,412,242.43
AM NATL CD 6918	10,412,242.43	5.050	09/11/2025	43,125.28	10,369,117.15	43,125.28	0.00	43,125.28	10,412,242.43
10501	AMNATL	OPER	09/19/2024	36,920.19	10,308,550.29	36,920.19	0.00	36,920.19	10,345,470.48
AM NATL CD 5395	10,345,470.48	4.350	09/18/2025	36,920.19	10,308,550.29	36,920.19	0.00	36,920.19	10,345,470.48
10502	AMNATL	OPER	09/26/2024	33,836.34	10,275,492.15	33,836.34	0.00	33,836.34	10,309,328.49
AM NATL CD 5433	10,309,328.49	4.000	09/25/2025	33,836.34	10,275,492.15	33,836.34	0.00	33,836.34	10,309,328.49
10513	EWB	OPER	05/12/2025	84,772.43	25,053,898.99	84,772.43	0.00	84,772.43	25,138,671.42
EWB-7711-E	25,138,671.42	4.110	05/13/2026	84,772.43	25,053,898.99	84,772.43	0.00	84,772.43	25,138,671.42
1BA79321	WF	OPER	11/01/2017	0.00	0.00	0.00	0.00	0.00	0.00
3802	0.00	0.000	/ /	0.00	0.00	0.00	0.00	0.00	0.00
	Sub Totals For: Fund: Maintenance & Operat			997,834.52	306,324,172.12	62,760,644.06	105,396,070.65	-42,635,426.59	263,688,745.53
				997,834.52	306,324,172.12	62,760,644.06	105,396,070.65	-42,635,426.59	263,688,745.53

Fund: Worker's Compensatio

Inv # / Cusip	Issuer / Par Value	Fund / YTM	Purch Date / Mat Date	Interest Accrual / Interest Received	Beginning Book Value / Beginning Market Value	Purchases/ Additions	Redemptions	Change in Value	Ending Book Value / Ending Market Value
10025	TXPLPR	WC	09/01/2006	12,612.52	3,465,502.34	12,612.52	0.00	12,612.52	3,478,114.86
999999994	3,478,114.86	4.428	/ /	12,612.52	3,465,502.34	12,612.52	0.00	12,612.52	3,478,114.86
10026	TXPL	WC	09/01/2006	2,161.16	611,918.36	2,161.16	0.00	2,161.16	614,079.52
999999993	614,079.52	4.297	/ /	2,161.16	611,918.36	2,161.16	0.00	2,161.16	614,079.52
10106	WF	WC	06/01/2011	0.00	516,958.43	0.00	117,588.39	-117,588.39	399,370.04
7958	399,370.04	0.000	/ /	0.00	516,958.43	0.00	117,588.39	-117,588.39	399,370.04
Sub Totals For: Fund: Worker's Compensatio				14,773.68	4,594,379.13	14,773.68	117,588.39	-102,814.71	4,491,564.42
				14,773.68	4,594,379.13	14,773.68	117,588.39	-102,814.71	4,491,564.42
		Report Grand Totals:		4,447,514.46	1,196,778,290.84	474,062,504.38	218,730,741.11	255,371,707.15	1,452,149,997.99
				5,984,029.18	1,197,042,598.48	474,062,504.38	218,730,741.11	255,309,354.07	1,452,351,952.55

GLOSSARY	
PAR VALUE	The face value of investment.
MARKET VALUE	The face value multiplied by the market price. It is the last reported price from the report date.
BOOK VALUE	The cost of a bond, plus or minus adjustments for purchase discount or premium adjustments.
AMORTIZATION/ACCRETION	Amortization (accretion) is the process of reducing (increasing) the original cost of the investment on a daily basis in order to equal par value at maturity. Amortization calculations vary by investment type and the basis associated with the type of investment.
SECURITY TYPE DEFINITIONS	Security types are broad category of investments with similar characteristics and risk features such as agency securities, corporate bonds, municipal bonds, and money markets. Codes within the system are utilized to make calculations based on the underlying security. Security type labels are customizable.
FAC	Federal Agency Coupon Securities
PA1	Wells Fargo Bank Accounts
RR2	Money Market Accounts
RR4	Bank of Texas - Escrow Account
RR3/RR5	CD's Interest Monthly/Quarterly
RRP	Investment Pools
TRC	Treasury Coupon Securities
PURCHASE PRINCIPAL	The original cost of the bond. Par value multiplied by purchase price.
PREMIUM/DISCOUNT	A bond with price below 100 is discount. A bond with price above 100 is premium.
ADJUSTED INTEREST EARNINGS	Net between interest earned and amortization/accretion adjustments within a report period.
EFFECTIVE RATE OF RETURN	Interest earnings adjusted for amortization of premiums and accretion for discounts plus any realized gain or loss divided by the average daily balance of the portfolio divided by 365 and then multiplied by the actual days in the report period.
YIELD TO MATURITY	The yield of an investment as of the purchase date assuming that the bond is held to maturity.
YTM 360	The yield is based on a hypothetical year that has only 360 days.
YTM 365	The yield is based on a 365-day year.
REMAINING COST	The original cost of an investment taking into consideration any partial sales or redemptions for the par value that remains.
STATED RATE	Coupon rate (yield the bond paid on its issue date).
CURRENT RATE	A bond's annual return based on its annual coupon payments and current price (as opposed to its original price or face).
GASB 31	Establishes fair value standards for investments in (a) participating interest-earning investment contracts, (b) external investment pools, (c) open-end mutual funds, (d) debt securities, and (e) equity securities, option contracts, stock warrants, and stock rights that have readily determinable fair values.

Statement Disclosures

The information provided in this report was created by HUB Investment Partners utilizing data from your custodian that is considered reliable. HUB Investment Partners is relying on the information provided by your custodian; HUB Investment Partners has not audited or otherwise verified the accuracy of the methodology, calculations, or information in this report. As a result, the methodology, calculations, and information presented in the report are not guaranteed by HUB Investment Partners.

HUB Investment Partners is independent of your custodian.

You should consider the account statements received directly from your account custodian as the prevailing document for your account. Please review the information contained on this statement against the statement provided to you from the account custodian or product sponsor. The reported value on your account statement you received from the account custodian may differ from the reported value on this quarterly statement due to a variety of factors including the treatment of accrued income and dividends, rounding and other considerations. If there is any unexplained discrepancy between this statement and the account statement you received from the account custodian, please immediately contact HUB Investment Partners and/or your account custodian. Discrepancies should be reported to HUB Investment Partners via telephone at 512-600-5268.

The account portfolio or assets in the account are valued at the starting and ending points of the period. Cash flows are included in the calculation based on when they occurred during the period.

Performance data quoted represents past performance and does not guarantee future results. The investment return and principal of an investment will fluctuate so that an investor's shares when redeemed may be worth more or less than their original cost. All investments have investment risks such as fluctuation in investment principal including the complete loss of principal invested. The values represented in the report may not reflect the original cost of a client's initial investment. HUB Investment Partners standard reporting does not reflect reinvestment of dividends and other earnings in the performance numbers, unless the account holder specifically asks for inclusion of such earnings. Performance report calculations and figures should not be relied upon for tax purposes.

If you have any changes in your financial situation, risk tolerance, investment objectives or if you wish to impose or modify any reasonable restrictions on the management of your account(s), please contact HUB Investment Partners immediately. Also, please contact us if you would like a current copy of our Disclosure Document, which includes a description of the advisory services we offer.

This material is not intended to present an opinion on legal or tax matters. Please consult with your attorney or tax advisor and compare this document to your custodial statement for accuracy, as applicable.

REAL INNOVATION
LIMITLESS OPPORTUNITY
LEWISVILLE INDEPENDENT SCHOOL DISTRICT

Monthly Investment Report

June 30, 2025

The following reports are submitted in accordance with the Public Funds Investment Act (Texas Gov't Code 2256). The reports also offer supplemental information not required by the Act in order to fully inform the governing body of the Lewisville Independent School District of the position and activity within the District's portfolio of investments. The reports include a management summary overview, a detailed inventory report for the end of the period, and a transaction report, as well as graphic representation of the portfolio to provide full disclosure to the governing body.

Scott Wrehe, Chief Financial Officer, Lewisville ISD — Date: 7-16-25

Sarah Curtis, Director of Accounting, Lewisville ISD — Date: 7-14-25

Claudia Orta, Director of Budget, Lewisville ISD — Date: 7-15-25

HUB

Lewisville Independent School District

Monthly Investment Report

May 1, 2025 - May 31, 2025

Portfolio Summary Management Report

LISD Operating Funds

Portfolio as of 04/30/25:		**Portfolio as of 05/31/25:**	
Beginning Book Value	$ 1,226,835,395	Ending Book Value	$ 1,176,778,286
Beginning Market Value	$ 1,227,248,685	Ending Market Value	$ 1,177,042,593
		Investment Income for the period	$ 4,539,885
		Unrealized Gain/Loss	$ 264,308
WAM at Beginning Period Date[1]	34	WAM at Ending Period Date[1]	35
		Change in Market Value [2]	$ (50,206,092)

Average Yield to Maturity for period	**4.412%**
Average Yield 180-Day Treasury Bill for period	**4.276%**

[1] WAM - weighted average maturity based off all investments in portfolio

[2] "Change in Market Value" is required data, but will primarily reflect the receipt and expenditure of the District's funds from month to month.

HUB

Lewisville Independent School District

FIDELITY BOND INVESTMENT SUMMARY*

* See full investment report for current market values and additional information. Figures below are estimates.

Security Type	Settle Date	Maturity Date	Quantity (Par Value)	Annual Yield	Net Amount Invested	Estimated Interest Earned Over Life of Bond
Capital Project #655						
Treasury Bill	4/4/2024	06/30/25	49,630,000	4.96%	$50,027,449	$3,036,722
Treasury Bill	4/4/2024	09/30/25	49,900,000	4.88%	$50,014,983	$3,632,529
Treasury Bill	4/4/2024	12/15/25	50,000,000	4.81%	$49,948,354	$4,034,559
				TOTALS	**$149,990,786**	**$10,703,810**

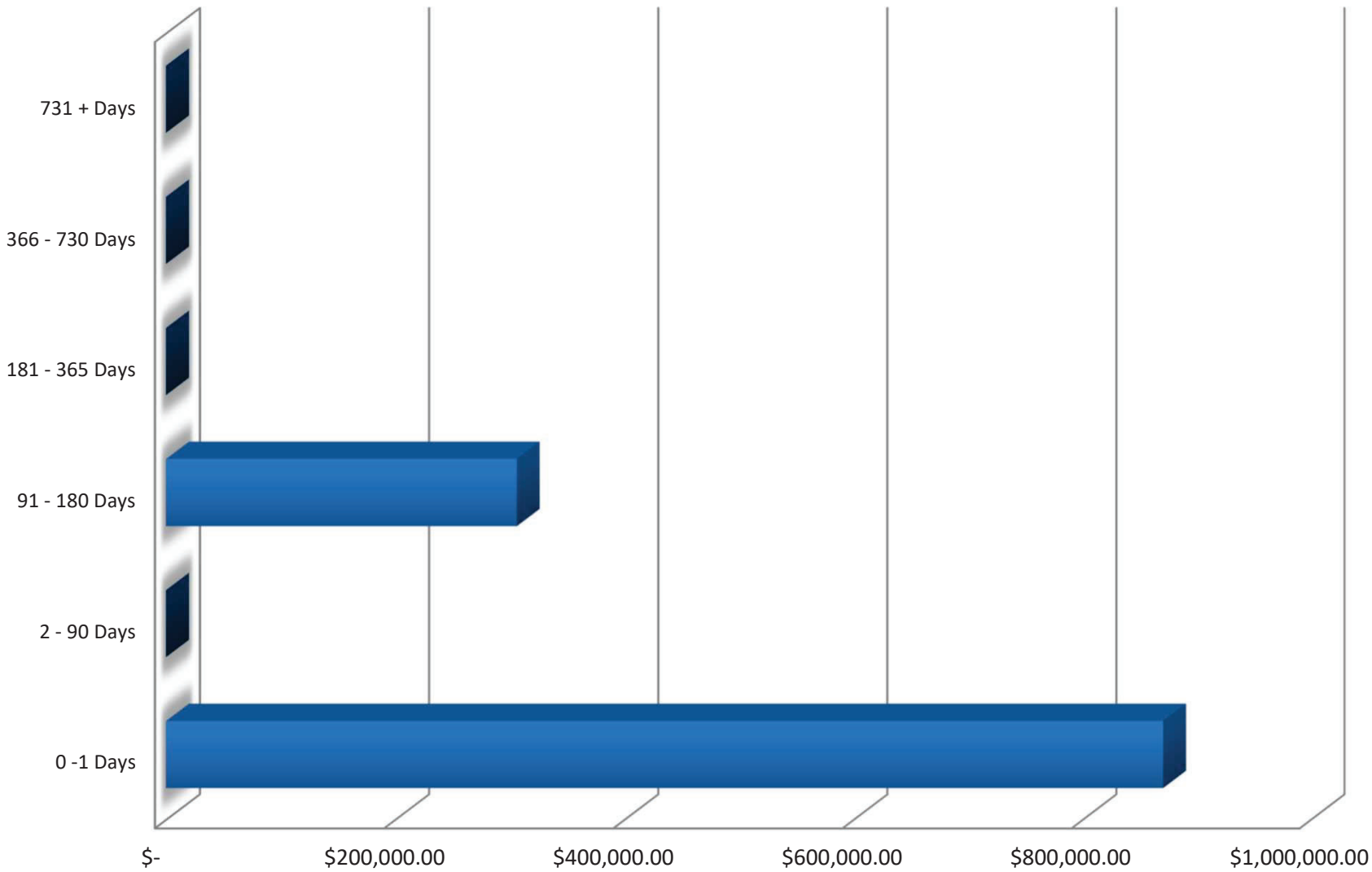

	0 -1 Days	2 - 90 Days	91 - 180 Days	181 - 365 Days	366 - 730 Days	731 + Days
Series1	$870,651.11	$-	$306,127.18	$-	$-	$-

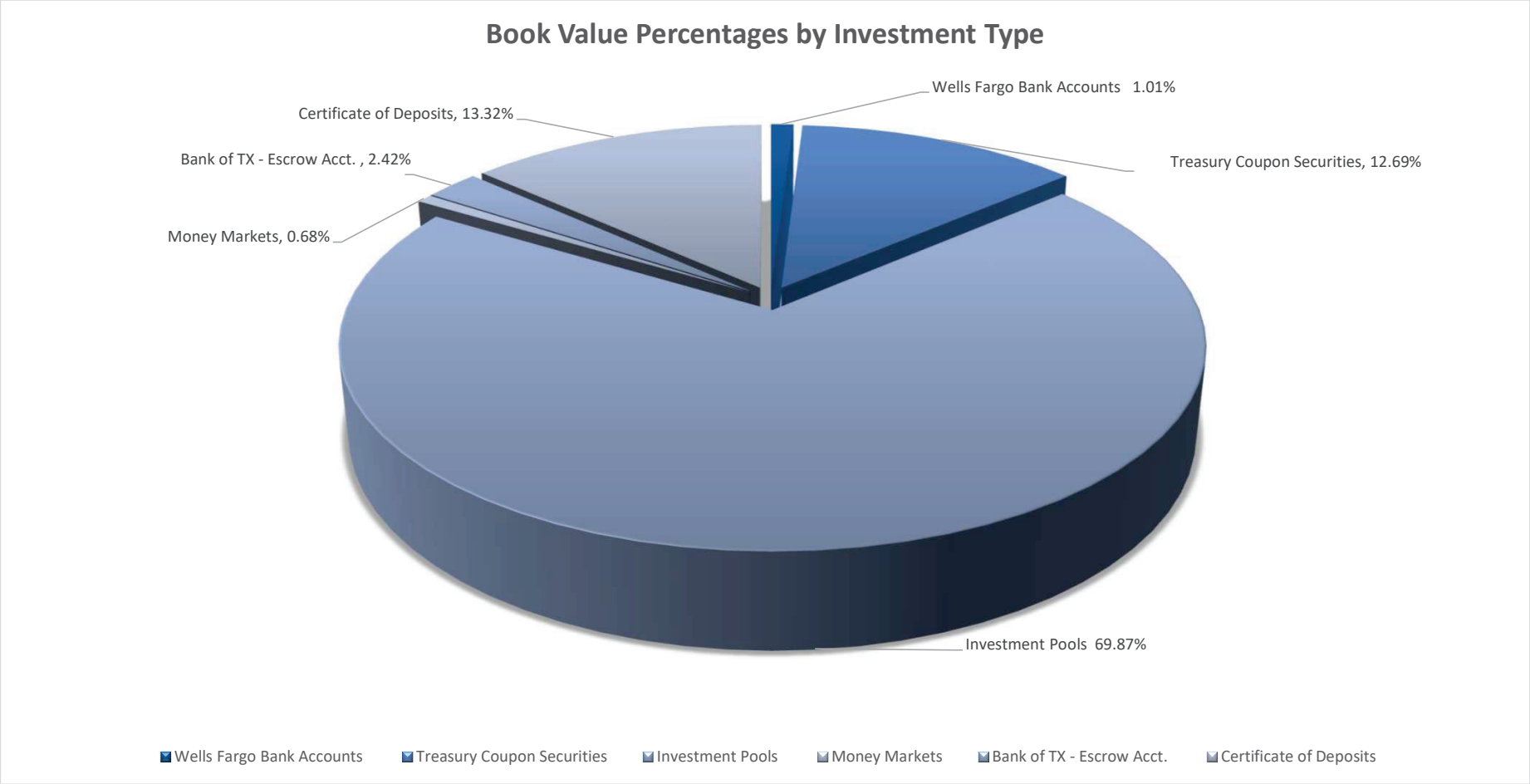
Book Value Percentages by Investment Type
Wells Fargo Bank Accounts 1.01%
Certificate of Deposits, 13.32%
Bank of TX - Escrow Acct. , 2.42%
Treasury Coupon Securities, 12.69%
Money Markets, 0.68%
Investment Pools 69.87%
Wells Fargo Bank Accounts
Treasury Coupon Securities
Investment Pools
Money Markets
Bank of TX - Escrow Acct.
Certificate of Deposits

Lewisville ISD
Portfolio Management
Portfolio Summary
May 31, 2025

HUB Investment Partners LLC
900 S Capital of Texas Hwy
350
Austin, TX 78746
(512)600-5200

Investments	Par Value	Market Value	Book Value	% of Portfolio	Term	Days to Maturity	YTM 365 Equiv.
Wells Fargo Bank Accounts	11,895,815.41	11,895,815.41	11,895,815.41	1.01	1	1	0.000
Treasury Coupon Securities	149,530,000.00	149,591,755.20	149,327,447.56	12.69	539	116	4.883
Investment Pools	822,222,935.00	822,222,935.00	822,222,935.00	69.87	1	1	4.426
Money Markets	8,033,768.89	8,033,768.89	8,033,768.89	0.68	1	1	4.029
Bank of Texas - Escrow Account	28,498,590.88	28,498,590.88	28,498,590.88	2.42	1	1	4.060
CD's - Monthly Interest	156,799,728.10	156,799,728.10	156,799,728.10	13.32	268	145	4.306
Investments	**1,176,980,838.28**	**1,177,042,593.48**	**1,176,778,285.84**	**100.00%**	**105**	**35**	**4.412**
Cash and Accrued Interest							
Accrued Interest at Purchase		0.00	0.00				
Ending Accrued Interest		2,313,095.46	2,313,095.46				
Subtotal		2,313,095.46	2,313,095.46				
Total Cash and Investments Value	**1,176,980,838.28**	**1,179,355,688.94**	**1,179,091,381.30**		**105**	**35**	**4.412**

Total Earnings	May 31 Month Ending	Fiscal Year To Date
Current Year	4,539,884.83	37,207,610.37
Average Daily Balance	**1,209,667,005.43**	**1,065,611,537.67**
Effective Rate of Return	**4.42%**	**4.67%**

_,

Reporting period 05/01/2025-05/31/2025
Data Updated: SET_LSD: 06/09/2025 16:53
Run Date: 06/09/2025 - 16:53

Portfolio LISD
AP
PM (PRF_PM1) 7.3.11
Report Ver. 7.3.11

Lewisville ISD
Texas Compliance Change in Val Report
Sorted by Fund
May 1, 2025 - May 31, 2025

HUB Investment Partners LLC
900 S Capital of Texas Hwy
350
Austin, TX 78746
(512)600-5200

Inv # / Cusip	Issuer / Par Value	Fund / YTM	Purch Date / Mat Date	Interest Accrual / Interest Received	Beginning Book Value / Beginning Market Value	Purchases/ Additions	Redemptions	Change in Value	Ending Book Value / Ending Market Value
Fund: Capital Project #645									
10152	TXPL	CP0645	03/28/2013	0.00	0.00	0.00	0.00	0.00	0.00
999999993	0.00	0.000	/ /	0.00	0.00	0.00	0.00	0.00	0.00
	Sub Totals For: Fund: Capital Project #645			0.00	0.00	0.00	0.00	0.00	0.00
				0.00	0.00	0.00	0.00	0.00	0.00
Fund: Capital Project #646									
10181	TXPL	CP0646	11/01/2013	0.00	0.00	0.00	0.00	0.00	0.00
999999993	0.00	0.000	/ /	0.00	0.00	0.00	0.00	0.00	0.00
	Sub Totals For: Fund: Capital Project #646			0.00	0.00	0.00	0.00	0.00	0.00
				0.00	0.00	0.00	0.00	0.00	0.00
Fund: Capital Project #647									
10213	TXPL	CP0647	10/01/2014	0.00	0.00	0.00	0.00	0.00	0.00
999999993	0.00	0.000	/ /	0.00	0.00	0.00	0.00	0.00	0.00
10236	EWB	CP0647	09/01/2016	0.00	0.00	0.00	0.00	0.00	0.00
72000257A	0.00	0.000	/ /	0.00	0.00	0.00	0.00	0.00	0.00
	Sub Totals For: Fund: Capital Project #647			0.00	0.00	0.00	0.00	0.00	0.00
				0.00	0.00	0.00	0.00	0.00	0.00
Fund: Capital Project #650									
10107	WF	CP0650	12/01/2017	0.00	0.00	0.00	0.00	0.00	0.00
1BB56050	0.00	0.000	/ /	0.00	0.00	0.00	0.00	0.00	0.00
10259	TXPL	CP0650	08/08/2017	7,365.97	2,015,960.43	7,365.97	2,894.21	4,471.76	2,020,432.19
999999993	2,020,432.19	4.307	/ /	7,365.97	2,015,960.43	7,365.97	2,894.21	4,471.76	2,020,432.19
10396	NEXB	CP0650	11/30/2017	0.00	0.00	0.00	0.00	0.00	0.00
1514256	0.00	0.000	/ /	0.00	0.00	0.00	0.00	0.00	0.00

Inv # / Cusip	Issuer / Par Value	Fund / YTM	Purch Date / Mat Date	Interest Accrual / Interest Received	Beginning Book Value / Beginning Market Value	Purchases/ Additions	Redemptions	Change in Value	Ending Book Value / Ending Market Value
	Sub Totals For: Fund: Capital Project #650			7,365.97	2,015,960.43	7,365.97	2,894.21	4,471.76	2,020,432.19
				7,365.97	2,015,960.43	7,365.97	2,894.21	4,471.76	2,020,432.19
Fund: Capital Project #651									
10410	TXPL	CP0651	08/07/2018	9,843.45	2,695,829.14	9,843.45	5,919.68	3,923.77	2,699,752.91
999999993	2,699,752.91	4.307	/ /	9,843.45	2,695,829.14	9,843.45	5,919.68	3,923.77	2,699,752.91
	Sub Totals For: Fund: Capital Project #651			9,843.45	2,695,829.14	9,843.45	5,919.68	3,923.77	2,699,752.91
				9,843.45	2,695,829.14	9,843.45	5,919.68	3,923.77	2,699,752.91
Fund: Capital Project #652									
10417	TXPL	CP0652	08/01/2019	12,101.07	3,310,336.99	12,101.07	3,302.52	8,798.55	3,319,135.54
200035	3,319,135.54	4.307	/ /	12,101.07	3,310,336.99	12,101.07	3,302.52	8,798.55	3,319,135.54
	Sub Totals For: Fund: Capital Project #652			12,101.07	3,310,336.99	12,101.07	3,302.52	8,798.55	3,319,135.54
				12,101.07	3,310,336.99	12,101.07	3,302.52	8,798.55	3,319,135.54
Fund: Capital Project #653									
10428	TXPL	CP0653	07/01/2020	0.00	0.00	0.00	0.00	0.00	0.00
999999993	0.00	0.000	/ /	0.00	0.00	0.00	0.00	0.00	0.00
10455	TXPLPR	CP0653	01/26/2023	85,739.28	23,630,632.89	85,739.28	1,146,288.38	-1,060,549.10	22,570,083.79
999999994	22,570,083.79	4.431	/ /	85,739.28	23,630,632.89	85,739.28	1,146,288.38	-1,060,549.10	22,570,083.79
10471	FIDEL	CP0653	03/09/2023	0.22	64.39	0.22	0.00	0.22	64.61
FID CAP PR 653	64.61	4.000	/ /	0.22	64.39	0.22	0.00	0.22	64.61
	Sub Totals For: Fund: Capital Project #653			85,739.50	23,630,697.28	85,739.50	1,146,288.38	-1,060,548.88	22,570,148.40
				85,739.50	23,630,697.28	85,739.50	1,146,288.38	-1,060,548.88	22,570,148.40
Fund: Capital Project #655									
10484	TXPLPR	CP0655	02/01/2024	816,282.26	218,926,089.57	816,282.26	7,308,978.29	-6,492,696.03	212,433,393.54
999999995	212,433,393.54	4.431	/ /	816,282.26	218,926,089.57	816,282.26	7,308,978.29	-6,492,696.03	212,433,393.54
10492	USTR	CP0655	04/04/2024	196,566.34	49,603,238.69	0.00	0.00	13,826.68	49,617,065.37
91282CHL8	49,630,000.00	4.961	06/30/2025	0.00	49,655,807.60	0.00	0.00	-18,859.40	49,636,948.20

Inv # / Cusip	Issuer / Par Value	Fund / YTM	Purch Date / Mat Date	Interest Accrual / Interest Received	Beginning Book Value / Beginning Market Value	Purchases/ Additions	Redemptions	Change in Value	Ending Book Value / Ending Market Value
10493	USTR	CP0655	04/04/2024	211,325.13	49,924,514.12	0.00	0.00	-4,999.59	49,919,514.53
91282CJB8	49,900,000.00	4.875	09/30/2025	0.00	50,052,694.00	0.00	0.00	-56,387.00	49,996,307.00
10494	USTR	CP0655	04/04/2024	170,329.67	49,757,958.51	0.00	0.00	32,909.15	49,790,867.66
91282CGA3	50,000,000.00	4.813	12/15/2025	0.00	49,990,500.00	0.00	0.00	-32,000.00	49,958,500.00
10496	FIDEL	CP0655	04/01/2024	24,116.92	6,985,879.57	24,116.92	0.00	24,116.92	7,009,996.49
FID CAP PR 655	7,009,996.49	4.000	/ /	24,116.92	6,985,879.57	24,116.92	0.00	24,116.92	7,009,996.49
10507	EWB	CP0655	12/23/2024	156,142.55	42,285,159.06	156,142.55	0.00	156,142.55	42,441,301.61
EWB-5817-1	42,441,301.61	4.340	06/30/2025	156,142.55	42,285,159.06	156,142.55	0.00	156,142.55	42,441,301.61
10508	AMNATL	CP0655	03/27/2025	39,066.20	10,555,167.96	39,066.20	0.00	39,066.20	10,594,234.16
AM NATL CD 7698	10,594,234.16	4.350	03/26/2026	39,066.20	10,555,167.96	39,066.20	0.00	39,066.20	10,594,234.16
10509	AMNATL	CP0655	03/27/2025	19,533.10	5,277,583.73	19,533.10	0.00	19,533.10	5,297,116.83
AM NATL CD 7728	5,297,116.83	4.350	03/26/2026	19,533.10	5,277,583.73	19,533.10	0.00	19,533.10	5,297,116.83
10510	EWB	CP0655	03/21/2025	153,049.96	42,306,966.96	153,049.96	0.00	153,049.96	42,460,016.92
EWB-1557-2	42,460,016.92	4.252	09/22/2025	153,049.96	42,306,966.96	153,049.96	0.00	153,049.96	42,460,016.92
	Sub Totals For: Fund: Capital Project #655			1,786,412.13	475,622,558.17	1,208,190.99	7,308,978.29	-6,059,051.06	469,563,507.11
				1,208,190.99	476,035,848.45	1,208,190.99	7,308,978.29	-6,208,033.70	469,827,814.75
Fund: Captial Project #661									
10498	TXPLPR	CP0661	07/23/2024	531.47	363,625.73	531.47	362,698.47	-362,167.00	1,458.73
999999994	1,458.73	4.431	/ /	531.47	363,625.73	531.47	362,698.47	-362,167.00	1,458.73
10506	TXCLAS	CP0661	11/13/2024	383,053.77	102,133,355.97	383,053.77	16,940.00	366,113.77	102,499,469.74
TX-0001	102,499,469.74	4.408	/ /	383,053.77	102,133,355.97	383,053.77	16,940.00	366,113.77	102,499,469.74
10511	WF	CP0661	04/24/2025	3,663.59	1,022,872.22	834.97	0.00	834.97	1,023,707.19
WF CP 661 MM	1,023,707.19	4.230	/ /	834.97	1,022,872.22	834.97	0.00	834.97	1,023,707.19
	Sub Totals For: Fund: Captial Project #661			387,248.83	103,519,853.92	384,420.21	379,638.47	4,781.74	103,524,635.66
				384,420.21	103,519,853.92	384,420.21	379,638.47	4,781.74	103,524,635.66
Fund: Debt Service									

Inv # / Cusip	Issuer / Par Value	Fund / YTM	Purch Date / Mat Date	Interest Accrual / Interest Received	Beginning Book Value / Beginning Market Value	Purchases/ Additions	Redemptions	Change in Value	Ending Book Value / Ending Market Value
10018	TXPL	DS	09/01/2006	1,712.32	387,187.03	485,453.75	329,769.84	155,683.91	542,870.94
999999993	542,870.94	4.307	/ /	1,712.32	387,187.03	485,453.75	329,769.84	155,683.91	542,870.94
10019	TXPLPR	DS	09/01/2006	773,871.08	205,635,479.55	773,871.08	0.00	773,871.08	206,409,350.63
999999994	206,409,350.63	4.431	/ /	773,871.08	205,635,479.55	773,871.08	0.00	773,871.08	206,409,350.63
10116	WF	DS	11/01/2011	0.00	44,143.15	329,769.84	330,279.84	-510.00	43,633.15
1112	43,633.15	0.000	/ /	0.00	44,143.15	329,769.84	330,279.84	-510.00	43,633.15
10220	FIRST	DS	09/01/2016	0.00	0.00	0.00	0.00	0.00	0.00
63621	0.00	0.000	/ /	0.00	0.00	0.00	0.00	0.00	0.00
10422	EWB	DS	04/01/2020	0.00	0.00	0.00	0.00	0.00	0.00
8003152298	0.00	0.000	/ /	0.00	0.00	0.00	0.00	0.00	0.00
10459	FIDEL	DS	01/13/2023	0.00	0.01	0.00	0.00	0.00	0.01
FID DS MM	0.01	0.000	/ /	0.00	0.01	0.00	0.00	0.00	0.01
	Sub Totals For: Fund: Debt Service			775,583.40	206,066,809.74	1,589,094.67	660,049.68	929,044.99	206,995,854.73
				775,583.40	206,066,809.74	1,589,094.67	660,049.68	929,044.99	206,995,854.73
Fund: Escrow Sinking Fund									
10250	BOT	ESF	09/20/2016	95,207.69	28,403,383.19	95,207.69	0.00	95,207.69	28,498,590.88
JAG081829	28,498,590.88	4.060	/ /	95,207.69	28,403,383.19	95,207.69	0.00	95,207.69	28,498,590.88
	Sub Totals For: Fund: Escrow Sinking Fund			95,207.69	28,403,383.19	95,207.69	0.00	95,207.69	28,498,590.88
				95,207.69	28,403,383.19	95,207.69	0.00	95,207.69	28,498,590.88
Fund: 660- Surplus Propert									
10416	TXPL	F660	07/01/2019	15,719.30	3,605,397.63	744,235.60	18,365.55	725,870.05	4,331,267.68
999999993	4,331,267.68	4.307	/ /	15,719.30	3,605,397.63	744,235.60	18,365.55	725,870.05	4,331,267.68
10454	TXPLPR	F660	01/26/2023	81,693.13	21,707,747.66	81,693.13	0.00	81,693.13	21,789,440.79
999999994	21,789,440.79	4.431	/ /	81,693.13	21,707,747.66	81,693.13	0.00	81,693.13	21,789,440.79
	Sub Totals For: Fund: 660- Surplus Propert			97,412.43	25,313,145.29	825,928.73	18,365.55	807,563.18	26,120,708.47
				97,412.43	25,313,145.29	825,928.73	18,365.55	807,563.18	26,120,708.47
Fund: JEM Res-Sec 125									

Inv # / Cusip	Issuer / Par Value	Fund / YTM	Purch Date / Mat Date	Interest Accrual / Interest Received	Beginning Book Value / Beginning Market Value	Purchases/ Additions	Redemptions	Change in Value	Ending Book Value / Ending Market Value
10115	WF	JRS	11/01/2011	0.00	509,687.71	123,942.55	86,662.14	37,280.41	546,968.12
1250	546,968.12	0.000	/ /	0.00	509,687.71	123,942.55	86,662.14	37,280.41	546,968.12
	Sub Totals For: Fund: JEM Res-Sec 125			0.00	509,687.71	123,942.55	86,662.14	37,280.41	546,968.12
				0.00	509,687.71	123,942.55	86,662.14	37,280.41	546,968.12
Fund: Land Sales #660									
10472	FIDEL	LS0660	03/09/2023	0.00	0.58	0.00	0.00	0.00	0.58
FID LS 660	0.58	0.000	/ /	0.00	0.58	0.00	0.00	0.00	0.58
	Sub Totals For: Fund: Land Sales #660			0.00	0.58	0.00	0.00	0.00	0.58
				0.00	0.58	0.00	0.00	0.00	0.58
Fund: Maintenance & Operat									
10016	TXPL	OPER	09/01/2006	10,934.67	2,608,048.51	11,491,526.92	11,964,148.71	-472,621.79	2,135,426.72
999999993	2,135,426.72	4.307	/ /	10,934.67	2,608,048.51	11,491,526.92	11,964,148.71	-472,621.79	2,135,426.72
10017	TXPLPR	OPER	09/01/2006	972,830.48	258,729,158.00	29,264,273.10	50,600,000.00	-21,335,726.90	237,393,431.10
999999994	237,393,431.10	4.431	/ /	972,830.48	258,729,158.00	29,264,273.10	50,600,000.00	-21,335,726.90	237,393,431.10
10105	WF	OPER	06/01/2011	0.00	6,187,736.16	55,990,411.91	51,389,892.36	4,600,519.55	10,788,255.71
3173	10,788,255.71	0.000	/ /	0.00	6,187,736.16	55,990,411.91	51,389,892.36	4,600,519.55	10,788,255.71
10198	EWB	OPER	09/01/2016	0.00	0.00	0.00	0.00	0.00	0.00
72000240	0.00	0.000	/ /	0.00	0.00	0.00	0.00	0.00	0.00
10434	EWB	OPER	01/20/2021	0.00	0.00	0.00	0.00	0.00	0.00
EWB-41478	0.00	0.000	/ /	0.00	0.00	0.00	0.00	0.00	0.00
10437	WESTAS	OPER	06/23/2021	0.00	0.00	0.00	0.00	0.00	0.00
5015445380	0.00	0.000	/ /	0.00	0.00	0.00	0.00	0.00	0.00
10460	FIDEL	OPER	01/26/2023	0.00	0.01	0.00	0.00	0.00	0.01
FID GEN MM	0.01	0.000	/ /	0.00	0.01	0.00	0.00	0.00	0.01
10500	AMNATL	OPER	09/12/2024	44,375.36	10,324,741.79	44,375.36	0.00	44,375.36	10,369,117.15
AM NATL CD 6918	10,369,117.15	5.050	09/11/2025	44,375.36	10,324,741.79	44,375.36	0.00	44,375.36	10,369,117.15

Inv # / Cusip	Issuer / Par Value	Fund / YTM	Purch Date / Mat Date	Interest Accrual / Interest Received	Beginning Book Value / Beginning Market Value	Purchases/ Additions	Redemptions	Change in Value	Ending Book Value / Ending Market Value
10501	AMNATL	OPER	09/19/2024	38,012.72	10,270,537.57	38,012.72	0.00	38,012.72	10,308,550.29
AM NATL CD 5395	10,308,550.29	4.350	09/18/2025	38,012.72	10,270,537.57	38,012.72	0.00	38,012.72	10,308,550.29
10502	AMNATL	OPER	09/26/2024	34,847.35	10,240,644.80	34,847.35	0.00	34,847.35	10,275,492.15
AM NATL CD 5433	10,275,492.15	4.000	09/25/2025	34,847.35	10,240,644.80	34,847.35	0.00	34,847.35	10,275,492.15
10505	EWB	OPER	11/12/2024	71,256.29	53,220,186.33	71,256.29	53,291,442.62	-53,220,186.33	0.00
EWB-7711-C	0.00	4.440	05/12/2025	71,256.29	53,220,186.33	71,256.29	53,291,442.62	-53,220,186.33	0.00
10513	EWB	OPER	05/12/2025	53,541.29	0.00	25,053,898.99	0.00	25,053,898.99	25,053,898.99
EWB-7711-E	25,053,898.99	4.110	05/13/2026	53,541.29	0.00	25,053,898.99	0.00	25,053,898.99	25,053,898.99
1BA79321	WF	OPER	11/01/2017	0.00	0.00	0.00	0.00	0.00	0.00
3802	0.00	0.000	/ /	0.00	0.00	0.00	0.00	0.00	0.00
	Sub Totals For: Fund: Maintenance & Operat			1,225,798.16	351,581,053.17	121,988,602.64	167,245,483.69	-45,256,881.05	306,324,172.12
				1,225,798.16	351,581,053.17	121,988,602.64	167,245,483.69	-45,256,881.05	306,324,172.12
Fund: Worker's Compensatio									
10025	TXPLPR	WC	09/01/2006	13,922.22	3,963,521.88	13,922.22	511,941.76	-498,019.54	3,465,502.34
999999994	3,465,502.34	4.431	/ /	13,922.22	3,963,521.88	13,922.22	511,941.76	-498,019.54	3,465,502.34
10026	TXPL	WC	09/01/2006	1,156.04	188,145.34	513,097.80	89,324.78	423,773.02	611,918.36
999999993	611,918.36	4.307	/ /	1,156.04	188,145.34	513,097.80	89,324.78	423,773.02	611,918.36
10106	WF	WC	06/01/2011	0.00	14,411.67	601,266.54	98,719.78	502,546.76	516,958.43
7958	516,958.43	0.000	/ /	0.00	14,411.67	601,266.54	98,719.78	502,546.76	516,958.43
	Sub Totals For: Fund: Worker's Compensatio			15,078.26	4,166,078.89	1,128,286.56	699,986.32	428,300.24	4,594,379.13
				15,078.26	4,166,078.89	1,128,286.56	699,986.32	428,300.24	4,594,379.13
			Report Grand Totals:	4,497,790.89	1,226,835,394.50	127,458,724.03	177,557,568.93	-50,057,108.66	1,176,778,285.84
				3,916,741.13	1,227,248,684.78	127,458,724.03	177,557,568.93	-50,206,091.30	1,177,042,593.48

GLOSSARY	
PAR VALUE	The face value of investment.
MARKET VALUE	The face value multiplied by the market price. It is the last reported price from the report date.
BOOK VALUE	The cost of a bond, plus or minus adjustments for purchase discount or premium adjustments.
AMORTIZATION/ACCRETION	Amortization (accretion) is the process of reducing (increasing) the original cost of the investment on a daily basis in order to equal par value at maturity. Amortization calculations vary by investment type and the basis associated with the type of investment.
SECURITY TYPE DEFINITIONS	Security types are broad category of investments with similar characteristics and risk features such as agency securities, corporate bonds, municipal bonds, and money markets. Codes within the system are utilized to make calculations based on the underlying security. Security type labels are customizable.
FAC	Federal Agency Coupon Securities
PA1	Wells Fargo Bank Accounts
RR2	Money Market Accounts
RR4	Bank of Texas - Escrow Account
RR3/RR5	CD's Interest Monthly/Quarterly
RRP	Investment Pools
TRC	Treasury Coupon Securities
PURCHASE PRINCIPAL	The original cost of the bond. Par value multiplied by purchase price.
PREMIUM/DISCOUNT	A bond with price below 100 is discount. A bond with price above 100 is premium.
ADJUSTED INTEREST EARNINGS	Net between interest earned and amortization/accretion adjustments within a report period.
EFFECTIVE RATE OF RETURN	Interest earnings adjusted for amortization of premiums and accretion for discounts plus any realized gain or loss divided by the average daily balance of the portfolio divided by 365 and then multiplied by the actual days in the report period.
YIELD TO MATURITY	The yield of an investment as of the purchase date assuming that the bond is held to maturity.
YTM 360	The yield is based on a hypothetical year that has only 360 days.
YTM 365	The yield is based on a 365-day year.
REMAINING COST	The original cost of an investment taking into consideration any partial sales or redemptions for the par value that remains.
STATED RATE	Coupon rate (yield the bond paid on its issue date).
CURRENT RATE	A bond's annual return based on its annual coupon payments and current price (as opposed to its original price or face).
GASB 31	Establishes fair value standards for investments in (a) participating interest-earning investment contracts, (b) external investment pools, (c) open-end mutual funds, (d) debt securities, and (e) equity securities, option contracts, stock warrants, and stock rights that have readily determinable fair values.

Statement Disclosures

The information provided in this report was created by HUB Investment Partners utilizing data from your custodian that is considered reliable. HUB Investment Partners is relying on the information provided by your custodian; HUB Investment Partners has not audited or otherwise verified the accuracy of the methodology, calculations, or information in this report. As a result, the methodology, calculations, and information presented in the report are not guaranteed by HUB Investment Partners.

HUB Investment Partners is independent of your custodian.

You should consider the account statements received directly from your account custodian as the prevailing document for your account. Please review the information contained on this statement against the statement provided to you from the account custodian or product sponsor. The reported value on your account statement you received from the account custodian may differ from the reported value on this quarterly statement due to a variety of factors including the treatment of accrued income and dividends, rounding and other considerations. If there is any unexplained discrepancy between this statement and the account statement you received from the account custodian, please immediately contact HUB Investment Partners and/or your account custodian. Discrepancies should be reported to HUB Investment Partners via telephone at 512-600-5268.

The account portfolio or assets in the account are valued at the starting and ending points of the period. Cash flows are included in the calculation based on when they occurred during the period.

Performance data quoted represents past performance and does not guarantee future results. The investment return and principal of an investment will fluctuate so that an investor's shares when redeemed may be worth more or less than their original cost. All investments have investment risks such as fluctuation in investment principal including the complete loss of principal invested. The values represented in the report may not reflect the original cost of a client's initial investment. HUB Investment Partners standard reporting does not reflect reinvestment of dividends and other earnings in the performance numbers, unless the account holder specifically asks for inclusion of such earnings. Performance report calculations and figures should not be relied upon for tax purposes.

If you have any changes in your financial situation, risk tolerance, investment objectives or if you wish to impose or modify any reasonable restrictions on the management of your account(s), please contact HUB Investment Partners immediately. Also, please contact us if you would like a current copy of our Disclosure Document, which includes a description of the advisory services we offer.

This material is not intended to present an opinion on legal or tax matters. Please consult with your attorney or tax advisor and compare this document to your custodial statement for accuracy, as applicable.

REAL INNOVATION
LIMITLESS OPPORTUNITY
LEWISVILLE INDEPENDENT SCHOOL DISTRICT

Monthly Investment Report

May 31, 2025

The following reports are submitted in accordance with the Public Funds Investment Act (Texas Gov't Code 2256). The reports also offer supplemental information not required by the Act in order to fully inform the governing body of the Lewisville Independent School District of the position and activity within the District's portfolio of investments. The reports include a management summary overview, a detailed inventory report for the end of the period, and a transaction report, as well as graphic representation of the portfolio to provide full disclosure to the governing body.

Scott Wrehe — 6-26-25

Scott Wrehe, Chief Financial Officer, Lewisville ISD — Date

Sarah Curtis — 6-24-25

Sarah Curtis, Director of Accounting, Lewisville ISD — Date

Claudia Orta — 6-25-25

Claudia Orta, Director of Budget, Lewisville ISD — Date

HUB

Lewisville Independent School District

Monthly Investment Report

April 1, 2025 - April 30, 2025

Portfolio Summary Management Report

LISD Operating Funds

Portfolio as of 03/31/25:		**Portfolio as of 04/30/25:**	
Beginning Book Value	$ 1,269,466,845	Ending Book Value	$ 1,226,835,395
Beginning Market Value	$ 1,269,929,287	Ending Market Value	$ 1,227,248,685
		Investment Income for the period	$ 4,554,306
		Unrealized Gain/Loss	$ 413,290
WAM at Beginning Period Date[1]	41	WAM at Ending Period Date[1]	34
		Change in Market Value [2]	$ (42,680,602)

Average Yield to Maturity for period	**4.455%**
Average Yield 180-Day Treasury Bill for period	**4.189%**

[1] WAM - weighted average maturity based off all investments in portfolio

[2] "Change in Market Value" is required data, but will primarily reflect the receipt and expenditure of the District's funds from month to month.

Lewisville Independent School District

FIDELITY BOND INVESTMENT SUMMARY*

* See full investment report for current market values and additional information. Figures below are estimates.

Security Type	Settle Date	Maturity Date	Quantity (Par Value)	Annual Yield	Net Amount Invested	Estimated Interest Earned Over Life of Bond
Capital Project #655						
Treasury Bill	4/4/2024	06/30/25	49,630,000	4.96%	$50,027,449	$3,036,722
Treasury Bill	4/4/2024	09/30/25	49,900,000	4.88%	$50,014,983	$3,632,529
Treasury Bill	4/4/2024	12/15/25	50,000,000	4.81%	$49,948,354	$4,034,559
				TOTALS	**$149,990,786**	**$10,703,810**

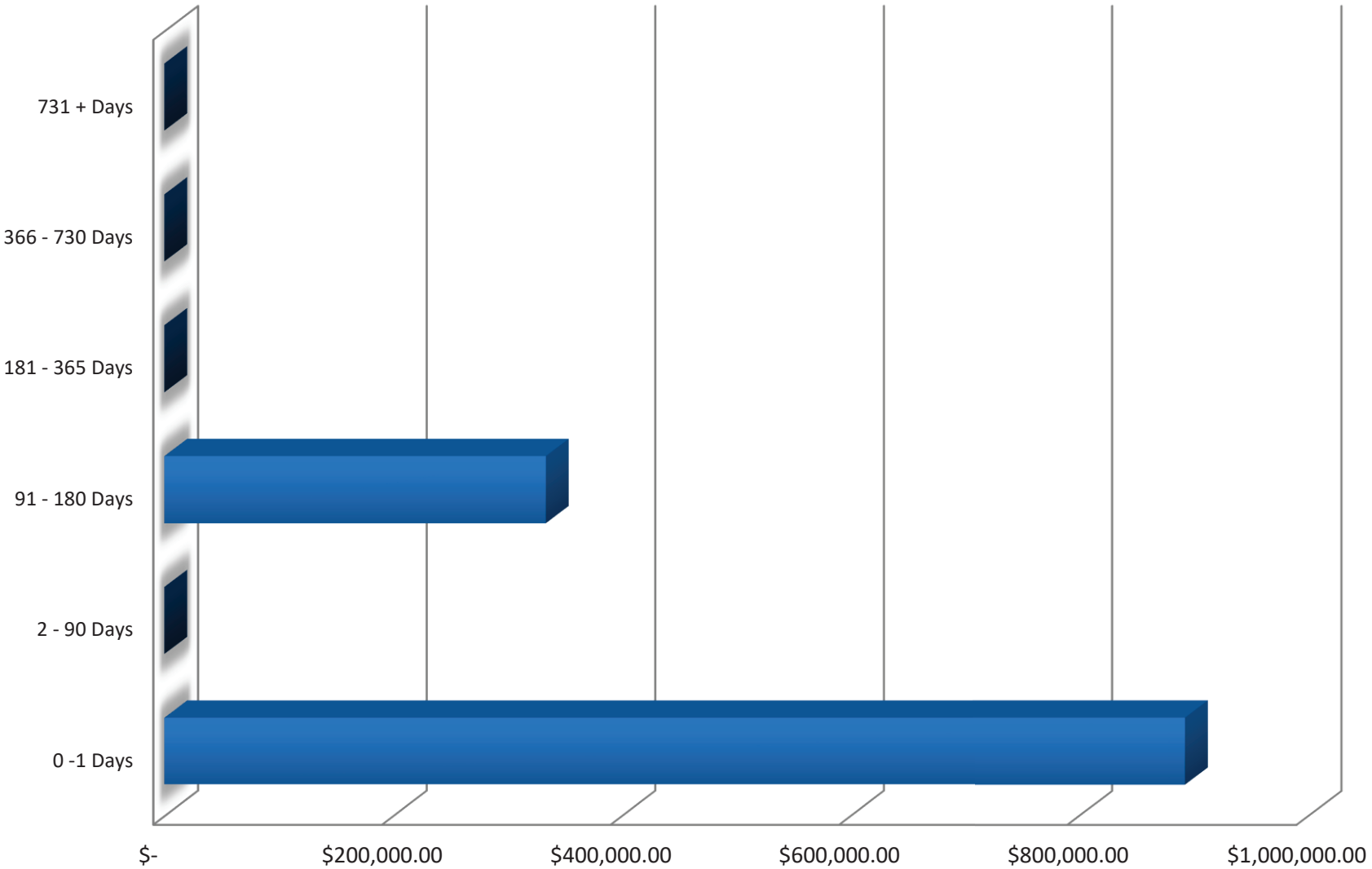

	0 -1 Days	2 - 90 Days	91 - 180 Days	181 - 365 Days	366 - 730 Days	731 + Days
Series1	$893,068.69	$-	$333,766.70	$-	$-	$-

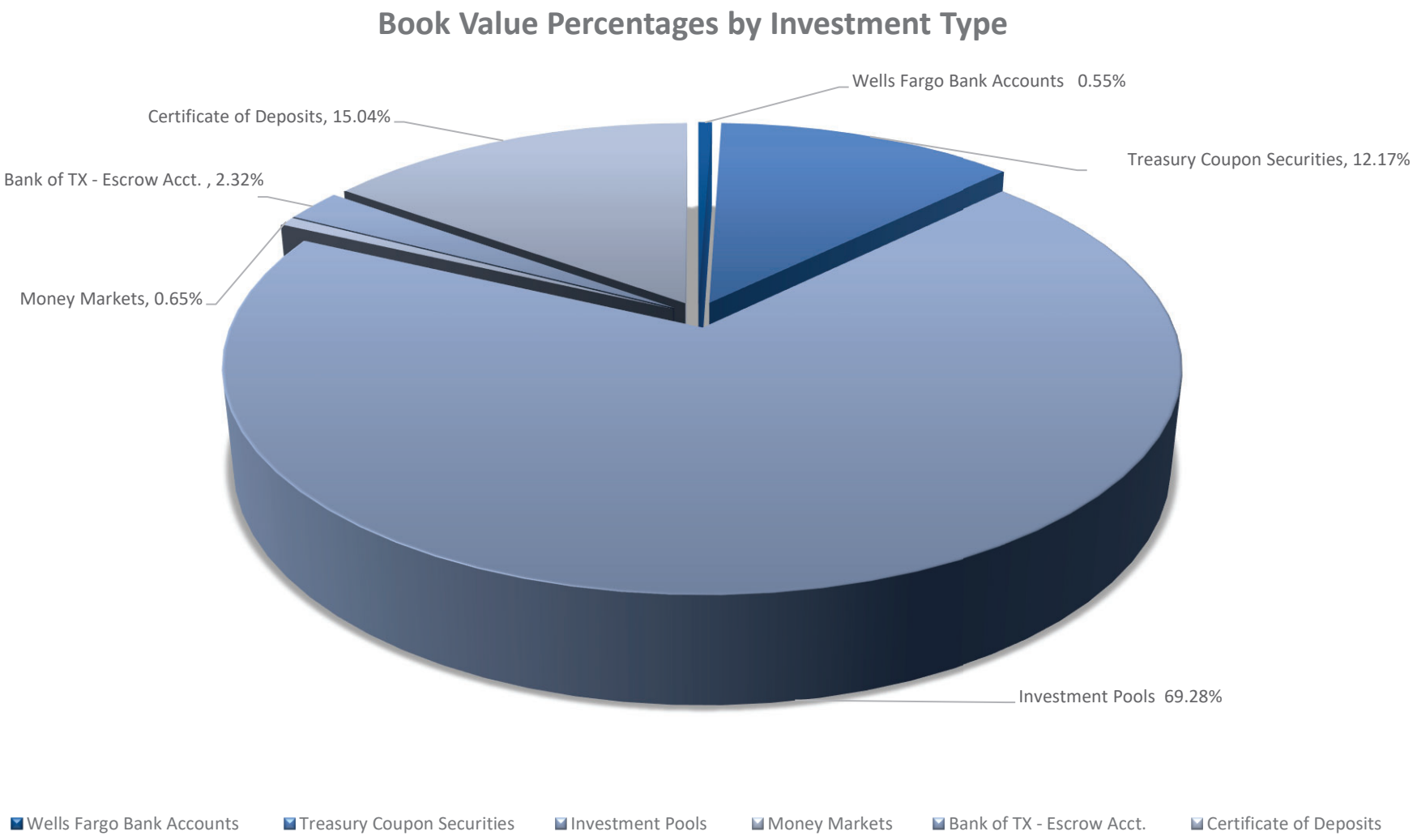
Book Value Percentages by Investment Type
Wells Fargo Bank Accounts 0.55%
Certificate of Deposits, 15.04%
Treasury Coupon Securities, 12.17%
Bank of TX - Escrow Acct. , 2.32%
Money Markets, 0.65%
Investment Pools 69.28%
Wells Fargo Bank Accounts
Treasury Coupon Securities
Investment Pools
Money Markets
Bank of TX - Escrow Acct.
Certificate of Deposits

Lewisville ISD
Portfolio Management
Portfolio Summary
April 30, 2025

HUB Investment Partners LLC
900 S Capital of Texas Hwy
350
Austin, TX 78746
(512)600-5200

Investments	Par Value	Market Value	Book Value	% of Portfolio	Term	Days to Maturity	YTM 365 Equiv.
Wells Fargo Bank Accounts	6,755,978.69	6,755,978.69	6,755,978.69	0.55	1	1	0.000
Treasury Coupon Securities	149,530,000.00	149,699,001.60	149,285,711.32	12.17	539	147	4.883
Investment Pools	849,900,516.32	849,900,516.32	849,900,516.32	69.28	1	1	4.450
Money Markets	8,008,816.78	8,008,816.78	8,008,816.78	0.65	1	1	4.051
Bank of Texas - Escrow Account	28,403,383.19	28,403,383.19	28,403,383.19	2.32	1	1	4.080
CD's - Monthly Interest	184,480,988.20	184,480,988.20	184,480,988.20	15.04	230	102	4.371
Investments	**1,227,079,683.18**	**1,227,248,684.78**	**1,226,835,394.50**	**100.00%**	**101**	**34**	**4.455**
Cash and Accrued Interest							
Accrued Interest at Purchase		0.00	0.00				
Ending Accrued Interest		1,732,150.85	1,732,150.85				
Subtotal		1,732,150.85	1,732,150.85				
Total Cash and Investments Value	**1,227,079,683.18**	**1,228,980,835.63**	**1,228,567,545.35**		**101**	**34**	**4.455**

Total Earnings	April 30 Month Ending	Fiscal Year To Date
Current Year	4,554,305.53	32,667,830.69
Average Daily Balance	**1,268,036,559.12**	**1,047,158,151.30**
Effective Rate of Return	**4.37%**	**4.71%**

_,

Reporting period 04/01/2025-04/30/2025
Data Updated: SET_LSD: 05/08/2025 08:24
Run Date: 05/08/2025 - 08:24

Portfolio LISD
AP
PM (PRF_PM1) 7.3.11
Report Ver. 7.3.11

Lewisville ISD
Texas Compliance Change in Val Report
Sorted by Fund
April 1, 2025 - April 30, 2025

HUB Investment Partners LLC
900 S Capital of Texas Hwy
350
Austin, TX 78746
(512)600-5200

Inv # / Cusip	Issuer / Par Value	Fund / YTM	Purch Date / Mat Date	Interest Accrual / Interest Received	Beginning Book Value / Beginning Market Value	Purchases/ Additions	Redemptions	Change in Value	Ending Book Value / Ending Market Value
Fund: Capital Project #645									
10152	TXPL	CP0645	03/28/2013	0.00	0.00	0.00	0.00	0.00	0.00
999999993	0.00	0.000	/ /	0.00	0.00	0.00	0.00	0.00	0.00
	Sub Totals For: Fund: Capital Project #645			0.00	0.00	0.00	0.00	0.00	0.00
				0.00	0.00	0.00	0.00	0.00	0.00
Fund: Capital Project #646									
10181	TXPL	CP0646	11/01/2013	0.00	0.00	0.00	0.00	0.00	0.00
999999993	0.00	0.000	/ /	0.00	0.00	0.00	0.00	0.00	0.00
	Sub Totals For: Fund: Capital Project #646			0.00	0.00	0.00	0.00	0.00	0.00
				0.00	0.00	0.00	0.00	0.00	0.00
Fund: Capital Project #647									
10213	TXPL	CP0647	10/01/2014	0.00	0.00	0.00	0.00	0.00	0.00
999999993	0.00	0.000	/ /	0.00	0.00	0.00	0.00	0.00	0.00
10236	EWB	CP0647	09/01/2016	0.00	0.00	0.00	0.00	0.00	0.00
72000257A	0.00	0.000	/ /	0.00	0.00	0.00	0.00	0.00	0.00
	Sub Totals For: Fund: Capital Project #647			0.00	0.00	0.00	0.00	0.00	0.00
				0.00	0.00	0.00	0.00	0.00	0.00
Fund: Capital Project #650									
10107	WF	CP0650	12/01/2017	0.00	0.00	0.00	0.00	0.00	0.00
1BB56050	0.00	0.000	/ /	0.00	0.00	0.00	0.00	0.00	0.00
10259	TXPL	CP0650	08/08/2017	7,159.48	2,009,234.14	7,159.48	433.19	6,726.29	2,015,960.43
999999993	2,015,960.43	4.335	/ /	7,159.48	2,009,234.14	7,159.48	433.19	6,726.29	2,015,960.43
10396	NEXB	CP0650	11/30/2017	0.00	0.00	0.00	0.00	0.00	0.00
1514256	0.00	0.000	/ /	0.00	0.00	0.00	0.00	0.00	0.00

Inv # / Cusip	Issuer / Par Value	Fund / YTM	Purch Date / Mat Date	Interest Accrual / Interest Received	Beginning Book Value / Beginning Market Value	Purchases/ Additions	Redemptions	Change in Value	Ending Book Value / Ending Market Value
	Sub Totals For: Fund: Capital Project #650			7,159.48	2,009,234.14	7,159.48	433.19	6,726.29	2,015,960.43
				7,159.48	2,009,234.14	7,159.48	433.19	6,726.29	2,015,960.43
Fund: Capital Project #651									
10410	TXPL	CP0651	08/07/2018	9,580.31	2,689,072.71	9,580.31	2,823.88	6,756.43	2,695,829.14
999999993	2,695,829.14	4.335	/ /	9,580.31	2,689,072.71	9,580.31	2,823.88	6,756.43	2,695,829.14
	Sub Totals For: Fund: Capital Project #651			9,580.31	2,689,072.71	9,580.31	2,823.88	6,756.43	2,695,829.14
				9,580.31	2,689,072.71	9,580.31	2,823.88	6,756.43	2,695,829.14
Fund: Capital Project #652									
10417	TXPL	CP0652	08/01/2019	11,755.90	3,299,161.24	11,755.90	580.15	11,175.75	3,310,336.99
200035	3,310,336.99	4.335	/ /	11,755.90	3,299,161.24	11,755.90	580.15	11,175.75	3,310,336.99
	Sub Totals For: Fund: Capital Project #652			11,755.90	3,299,161.24	11,755.90	580.15	11,175.75	3,310,336.99
				11,755.90	3,299,161.24	11,755.90	580.15	11,175.75	3,310,336.99
Fund: Capital Project #653									
10428	TXPL	CP0653	07/01/2020	0.00	0.00	0.00	0.00	0.00	0.00
999999993	0.00	0.000	/ /	0.00	0.00	0.00	0.00	0.00	0.00
10455	TXPLPR	CP0653	01/26/2023	87,427.48	24,440,866.12	87,427.48	897,660.71	-810,233.23	23,630,632.89
999999994	23,630,632.89	4.454	/ /	87,427.48	24,440,866.12	87,427.48	897,660.71	-810,233.23	23,630,632.89
10471	FIDEL	CP0653	03/09/2023	0.21	64.18	0.21	0.00	0.21	64.39
FID CAP PR 653	64.39	4.020	/ /	0.21	64.18	0.21	0.00	0.21	64.39
	Sub Totals For: Fund: Capital Project #653			87,427.69	24,440,930.30	87,427.69	897,660.71	-810,233.02	23,630,697.28
				87,427.69	24,440,930.30	87,427.69	897,660.71	-810,233.02	23,630,697.28
Fund: Capital Project #655									
10484	TXPLPR	CP0655	02/01/2024	801,969.99	220,859,967.53	801,969.99	2,735,847.95	-1,933,877.96	218,926,089.57
999999995	218,926,089.57	4.454	/ /	801,969.99	220,859,967.53	801,969.99	2,735,847.95	-1,933,877.96	218,926,089.57
10492	USTR	CP0655	04/04/2024	190,225.48	49,589,858.03	0.00	0.00	13,380.66	49,603,238.69
91282CHL8	49,630,000.00	4.961	06/30/2025	0.00	49,663,748.40	0.00	0.00	-7,940.80	49,655,807.60

Inv # / Cusip	Issuer / Par Value	Fund / YTM	Purch Date / Mat Date	Interest Accrual / Interest Received	Beginning Book Value / Beginning Market Value	Purchases/ Additions	Redemptions	Change in Value	Ending Book Value / Ending Market Value
10493	USTR	CP0655	04/04/2024	204,508.20	49,929,352.43	0.00	0.00	-4,838.31	49,924,514.12
91282CJB8	49,900,000.00	4.875	09/30/2025	0.00	50,082,634.00	0.00	0.00	-29,940.00	50,052,694.00
10494	USTR	CP0655	04/04/2024	164,835.16	49,726,110.95	0.00	0.00	31,847.56	49,757,958.51
91282CGA3	50,000,000.00	4.813	12/15/2025	0.00	49,962,500.00	0.00	0.00	28,000.00	49,990,500.00
10496	FIDEL	CP0655	04/01/2024	23,365.17	6,962,514.40	23,365.17	0.00	23,365.17	6,985,879.57
FID CAP PR 655	6,985,879.57	4.020	/ /	23,365.17	6,962,514.40	23,365.17	0.00	23,365.17	6,985,879.57
10507	EWB	CP0655	12/23/2024	150,558.72	42,134,600.34	150,558.72	0.00	150,558.72	42,285,159.06
EWB-5817-1	42,285,159.06	4.340	06/30/2025	150,558.72	42,134,600.34	150,558.72	0.00	150,558.72	42,285,159.06
10508	AMNATL	CP0655	03/27/2025	37,668.85	10,517,499.11	37,668.85	0.00	37,668.85	10,555,167.96
AM NATL CD 7698	10,555,167.96	4.350	03/26/2026	37,668.85	10,517,499.11	37,668.85	0.00	37,668.85	10,555,167.96
10509	AMNATL	CP0655	03/27/2025	18,834.44	5,258,749.29	18,834.44	0.00	18,834.44	5,277,583.73
AM NATL CD 7728	5,277,583.73	4.350	03/26/2026	18,834.44	5,258,749.29	18,834.44	0.00	18,834.44	5,277,583.73
10510	EWB	CP0655	03/21/2025	147,587.58	42,159,379.38	147,587.58	0.00	147,587.58	42,306,966.96
EWB-1557-2	42,306,966.96	4.252	09/22/2025	147,587.58	42,159,379.38	147,587.58	0.00	147,587.58	42,306,966.96
	Sub Totals For: Fund: Capital Project #655			1,739,553.59	477,138,031.46	1,179,984.75	2,735,847.95	-1,515,473.29	475,622,558.17
				1,179,984.75	477,601,592.45	1,179,984.75	2,735,847.95	-1,565,744.00	476,035,848.45
Fund: Captial Project #661									
10498	TXPLPR	CP0661	07/23/2024	2,362.97	1,371,697.76	2,362.97	1,010,435.00	-1,008,072.03	363,625.73
999999994	363,625.73	4.454	/ /	2,362.97	1,371,697.76	2,362.97	1,010,435.00	-1,008,072.03	363,625.73
10503	FHLB	CP0661	10/24/2024	2,811.11	1,000,000.00	0.00	1,000,000.00	-1,000,000.00	0.00
3134HAUD3	0.00	0.000	10/23/2026	22,872.22	998,881.20	0.00	1,000,000.00	-998,881.20	0.00
10506	TXCLAS	CP0661	11/13/2024	371,671.74	101,761,684.23	371,671.74	0.00	371,671.74	102,133,355.97
TX-0001	102,133,355.97	4.436	/ /	371,671.74	101,761,684.23	371,671.74	0.00	371,671.74	102,133,355.97
10511	WF	CP0661	04/24/2025	835.67	0.00	1,022,872.22	0.00	1,022,872.22	1,022,872.22
WF CP 661 MM	1,022,872.22	4.260	/ /	0.00	0.00	1,022,872.22	0.00	1,022,872.22	1,022,872.22
	Sub Totals For: Fund: Captial Project #661			377,681.49	104,133,381.99	1,396,906.93	2,010,435.00	-613,528.07	103,519,853.92
				396,906.93	104,132,263.19	1,396,906.93	2,010,435.00	-612,409.27	103,519,853.92

Inv # / Cusip	Issuer / Par Value	Fund / YTM	Purch Date / Mat Date	Interest Accrual / Interest Received	Beginning Book Value / Beginning Market Value	Purchases/ Additions	Redemptions	Change in Value	Ending Book Value / Ending Market Value
Fund: Debt Service									
10018	TXPL	DS	09/01/2006	4,335.75	3,541,969.43	421,622.66	3,576,405.06	-3,154,782.40	387,187.03
999999993	387,187.03	4.335	/ /	4,335.75	3,541,969.43	421,622.66	3,576,405.06	-3,154,782.40	387,187.03
10019	TXPLPR	DS	09/01/2006	746,327.31	201,389,152.24	4,246,327.31	0.00	4,246,327.31	205,635,479.55
999999994	205,635,479.55	4.454	/ /	746,327.31	201,389,152.24	4,246,327.31	0.00	4,246,327.31	205,635,479.55
10116	WF	DS	11/01/2011	0.00	45,093.15	76,405.06	77,355.06	-950.00	44,143.15
1112	44,143.15	0.000	/ /	0.00	45,093.15	76,405.06	77,355.06	-950.00	44,143.15
10220	FIRST	DS	09/01/2016	0.00	0.00	0.00	0.00	0.00	0.00
63621	0.00	0.000	/ /	0.00	0.00	0.00	0.00	0.00	0.00
10422	EWB	DS	04/01/2020	0.00	0.00	0.00	0.00	0.00	0.00
8003152298	0.00	0.000	/ /	0.00	0.00	0.00	0.00	0.00	0.00
10459	FIDEL	DS	01/13/2023	0.00	0.01	0.00	0.00	0.00	0.01
FID DS MM	0.01	0.000	/ /	0.00	0.01	0.00	0.00	0.00	0.01
	Sub Totals For: Fund: Debt Service			750,663.06	204,976,214.83	4,744,355.03	3,653,760.12	1,090,594.91	206,066,809.74
				750,663.06	204,976,214.83	4,744,355.03	3,653,760.12	1,090,594.91	206,066,809.74
Fund: Escrow Sinking Fund									
10250	BOT	ESF	09/20/2016	98,098.40	28,305,284.79	98,098.40	0.00	98,098.40	28,403,383.19
JAG081829	28,403,383.19	4.080	/ /	98,098.40	28,305,284.79	98,098.40	0.00	98,098.40	28,403,383.19
	Sub Totals For: Fund: Escrow Sinking Fund			98,098.40	28,305,284.79	98,098.40	0.00	98,098.40	28,403,383.19
				98,098.40	28,305,284.79	98,098.40	0.00	98,098.40	28,403,383.19
Fund: 660- Surplus Propert									
10416	TXPL	F660	07/01/2019	13,197.71	3,733,956.09	13,197.71	141,756.17	-128,558.46	3,605,397.63
999999993	3,605,397.63	4.335	/ /	13,197.71	3,733,956.09	13,197.71	141,756.17	-128,558.46	3,605,397.63
10454	TXPLPR	F660	01/26/2023	79,190.66	21,628,557.00	79,190.66	0.00	79,190.66	21,707,747.66
999999994	21,707,747.66	4.454	/ /	79,190.66	21,628,557.00	79,190.66	0.00	79,190.66	21,707,747.66
	Sub Totals For: Fund: 660- Surplus Propert			92,388.37	25,362,513.09	92,388.37	141,756.17	-49,367.80	25,313,145.29
				92,388.37	25,362,513.09	92,388.37	141,756.17	-49,367.80	25,313,145.29

Inv # / Cusip	Issuer / Par Value	Fund / YTM	Purch Date / Mat Date	Interest Accrual / Interest Received	Beginning Book Value / Beginning Market Value	Purchases/ Additions	Redemptions	Change in Value	Ending Book Value / Ending Market Value
Fund: JEM Res-Sec 125									
10115	WF	JRS	11/01/2011	0.00	476,451.63	122,782.65	89,546.57	33,236.08	509,687.71
1250	509,687.71	0.000	/ /	0.00	476,451.63	122,782.65	89,546.57	33,236.08	509,687.71
	Sub Totals For: Fund: JEM Res-Sec 125			0.00	476,451.63	122,782.65	89,546.57	33,236.08	509,687.71
				0.00	476,451.63	122,782.65	89,546.57	33,236.08	509,687.71
Fund: Land Sales #660									
10472	FIDEL	LS0660	03/09/2023	0.00	0.58	0.00	0.00	0.00	0.58
FID LS 660	0.58	0.000	/ /	0.00	0.58	0.00	0.00	0.00	0.58
	Sub Totals For: Fund: Land Sales #660			0.00	0.58	0.00	0.00	0.00	0.58
				0.00	0.58	0.00	0.00	0.00	0.58
Fund: Maintenance & Operat									
10016	TXPL	OPER	09/01/2006	4,965.70	5,657,389.39	3,966,181.99	7,015,522.87	-3,049,340.88	2,608,048.51
999999993	2,608,048.51	4.335	/ /	4,965.70	5,657,389.39	3,966,181.99	7,015,522.87	-3,049,340.88	2,608,048.51
10017	TXPLPR	OPER	09/01/2006	1,012,588.70	295,416,569.30	1,012,588.70	37,700,000.00	-36,687,411.30	258,729,158.00
999999994	258,729,158.00	4.454	/ /	1,012,588.70	295,416,569.30	1,012,588.70	37,700,000.00	-36,687,411.30	258,729,158.00
10105	WF	OPER	06/01/2011	0.00	7,546,068.15	53,628,456.12	54,986,788.11	-1,358,331.99	6,187,736.16
3173	6,187,736.16	0.000	/ /	0.00	7,546,068.15	53,628,456.12	54,986,788.11	-1,358,331.99	6,187,736.16
10198	EWB	OPER	09/01/2016	0.00	0.00	0.00	0.00	0.00	0.00
72000240	0.00	0.000	/ /	0.00	0.00	0.00	0.00	0.00	0.00
10434	EWB	OPER	01/20/2021	0.00	0.00	0.00	0.00	0.00	0.00
EWB-41478	0.00	0.000	/ /	0.00	0.00	0.00	0.00	0.00	0.00
10437	WESTAS	OPER	06/23/2021	0.00	0.00	0.00	0.00	0.00	0.00
5015445380	0.00	0.000	/ /	0.00	0.00	0.00	0.00	0.00	0.00
10460	FIDEL	OPER	01/26/2023	0.00	0.01	0.00	0.00	0.00	0.01
FID GEN MM	0.01	0.000	/ /	0.00	0.01	0.00	0.00	0.00	0.01
10500	AMNATL	OPER	09/12/2024	42,763.03	10,281,978.76	42,763.03	0.00	42,763.03	10,324,741.79
AM NATL CD 6918	10,324,741.79	5.050	09/11/2025	42,763.03	10,281,978.76	42,763.03	0.00	42,763.03	10,324,741.79

Inv # / Cusip	Issuer / Par Value	Fund / YTM	Purch Date / Mat Date	Interest Accrual / Interest Received	Beginning Book Value / Beginning Market Value	Purchases/ Additions	Redemptions	Change in Value	Ending Book Value / Ending Market Value
10501	AMNATL	OPER	09/19/2024	36,653.04	10,233,884.53	36,653.04	0.00	36,653.04	10,270,537.57
AM NATL CD 5395	10,270,537.57	4.350	09/18/2025	36,653.04	10,233,884.53	36,653.04	0.00	36,653.04	10,270,537.57
10502	AMNATL	OPER	09/26/2024	33,610.57	10,207,034.23	33,610.57	0.00	33,610.57	10,240,644.80
AM NATL CD 5433	10,240,644.80	4.000	09/25/2025	33,610.57	10,207,034.23	33,610.57	0.00	33,610.57	10,240,644.80
10505	EWB	OPER	11/12/2024	193,851.46	53,026,334.87	193,851.46	0.00	193,851.46	53,220,186.33
EWB-7711-C	53,220,186.33	4.440	05/12/2025	193,851.46	53,026,334.87	193,851.46	0.00	193,851.46	53,220,186.33
1BA79321	WF	OPER	11/01/2017	0.00	0.00	0.00	0.00	0.00	0.00
3802	0.00	0.000	/ /	0.00	0.00	0.00	0.00	0.00	0.00
	Sub Totals For: Fund: Maintenance & Operat			1,324,432.50	392,369,259.24	58,914,104.91	99,702,310.98	-40,788,206.07	351,581,053.17
				1,324,432.50	392,369,259.24	58,914,104.91	99,702,310.98	-40,788,206.07	351,581,053.17
Fund: Worker's Compensatio									
10025	TXPLPR	WC	09/01/2006	14,459.10	3,949,062.78	14,459.10	0.00	14,459.10	3,963,521.88
999999994	3,963,521.88	4.454	/ /	14,459.10	3,949,062.78	14,459.10	0.00	14,459.10	3,963,521.88
10026	TXPL	WC	09/01/2006	715.73	313,229.11	715.73	125,799.50	-125,083.77	188,145.34
999999993	188,145.34	4.335	/ /	715.73	313,229.11	715.73	125,799.50	-125,083.77	188,145.34
10106	WF	WC	06/01/2011	0.00	5,016.67	125,799.50	116,404.50	9,395.00	14,411.67
7958	14,411.67	0.000	/ /	0.00	5,016.67	125,799.50	116,404.50	9,395.00	14,411.67
	Sub Totals For: Fund: Worker's Compensatio			15,174.83	4,267,308.56	140,974.33	242,204.00	-101,229.67	4,166,078.89
				15,174.83	4,267,308.56	140,974.33	242,204.00	-101,229.67	4,166,078.89
			Report Grand Totals:	4,513,915.62	1,269,466,844.56	66,805,518.75	109,477,358.72	-42,631,450.06	1,226,835,394.50
				3,973,572.22	1,269,929,286.75	66,805,518.75	109,477,358.72	-42,680,601.97	1,227,248,684.78

GLOSSARY	
PAR VALUE	The face value of investment.
MARKET VALUE	The face value multiplied by the market price. It is the last reported price from the report date.
BOOK VALUE	The cost of a bond, plus or minus adjustments for purchase discount or premium adjustments.
AMORTIZATION/ACCRETION	Amortization (accretion) is the process of reducing (increasing) the original cost of the investment on a daily basis in order to equal par value at maturity. Amortization calculations vary by investment type and the basis associated with the type of investment.
SECURITY TYPE DEFINITIONS	Security types are broad category of investments with similar characteristics and risk features such as agency securities, corporate bonds, municipal bonds, and money markets. Codes within the system are utilized to make calculations based on the underlying security. Security type labels are customizable.
FAC	Federal Agency Coupon Securities
PA1	Wells Fargo Bank Accounts
RR2	Money Market Accounts
RR4	Bank of Texas - Escrow Account
RR3/RR5	CD's Interest Monthly/Quarterly
RRP	Investment Pools
TRC	Treasury Coupon Securities
PURCHASE PRINCIPAL	The original cost of the bond. Par value multiplied by purchase price.
PREMIUM/DISCOUNT	A bond with price below 100 is discount. A bond with price above 100 is premium.
ADJUSTED INTEREST EARNINGS	Net between interest earned and amortization/accretion adjustments within a report period.
EFFECTIVE RATE OF RETURN	Interest earnings adjusted for amortization of premiums and accretion for discounts plus any realized gain or loss divided by the average daily balance of the portfolio divided by 365 and then multiplied by the actual days in the report period.
YIELD TO MATURITY	The yield of an investment as of the purchase date assuming that the bond is held to maturity.
YTM 360	The yield is based on a hypothetical year that has only 360 days.
YTM 365	The yield is based on a 365-day year.
REMAINING COST	The original cost of an investment taking into consideration any partial sales or redemptions for the par value that remains.
STATED RATE	Coupon rate (yield the bond paid on its issue date).
CURRENT RATE	A bond's annual return based on its annual coupon payments and current price (as opposed to its original price or face).
GASB 31	Establishes fair value standards for investments in (a) participating interest-earning investment contracts, (b) external investment pools, (c) open-end mutual funds, (d) debt securities, and (e) equity securities, option contracts, stock warrants, and stock rights that have readily determinable fair values.

Statement Disclosures

The information provided in this report was created by HUB Investment Partners utilizing data from your custodian that is considered reliable. HUB Investment Partners is relying on the information provided by your custodian; HUB Investment Partners has not audited or otherwise verified the accuracy of the methodology, calculations, or information in this report. As a result, the methodology, calculations, and information presented in the report are not guaranteed by HUB Investment Partners.

HUB Investment Partners is independent of your custodian.

You should consider the account statements received directly from your account custodian as the prevailing document for your account. Please review the information contained on this statement against the statement provided to you from the account custodian or product sponsor. The reported value on your account statement you received from the account custodian may differ from the reported value on this quarterly statement due to a variety of factors including the treatment of accrued income and dividends, rounding and other considerations. If there is any unexplained discrepancy between this statement and the account statement you received from the account custodian, please immediately contact HUB Investment Partners and/or your account custodian. Discrepancies should be reported to HUB Investment Partners via telephone at 512-600-5268.

The account portfolio or assets in the account are valued at the starting and ending points of the period. Cash flows are included in the calculation based on when they occurred during the period.

Performance data quoted represents past performance and does not guarantee future results. The investment return and principal of an investment will fluctuate so that an investor's shares when redeemed may be worth more or less than their original cost. All investments have investment risks such as fluctuation in investment principal including the complete loss of principal invested. The values represented in the report may not reflect the original cost of a client's initial investment. HUB Investment Partners standard reporting does not reflect reinvestment of dividends and other earnings in the performance numbers, unless the account holder specifically asks for inclusion of such earnings. Performance report calculations and figures should not be relied upon for tax purposes.

If you have any changes in your financial situation, risk tolerance, investment objectives or if you wish to impose or modify any reasonable restrictions on the management of your account(s), please contact HUB Investment Partners immediately. Also, please contact us if you would like a current copy of our Disclosure Document, which includes a description of the advisory services we offer.

This material is not intended to present an opinion on legal or tax matters. Please consult with your attorney or tax advisor and compare this document to your custodial statement for accuracy, as applicable.

REAL INNOVATION
LIMITLESS OPPORTUNITY
LEWISVILLE INDEPENDENT SCHOOL DISTRICT

Monthly Investment Report

April 30, 2025

The following reports are submitted in accordance with the Public Funds Investment Act (Texas Gov't Code 2256). The reports also offer supplemental information not required by the Act in order to fully inform the governing body of the Lewisville Independent School District of the position and activity within the District's portfolio of investments. The reports include a management summary overview, a detailed inventory report for the end of the period, and a transaction report, as well as graphic representation of the portfolio to provide full disclosure to the governing body.

Scott Wrehe, Chief Financial Officer, Lewisville ISD — Date: 5/9/25

Sarah Curtis, Director of Accounting, Lewisville ISD — Date: 5-9-2025

Claudia Orta, Director of Budget, Lewisville ISD — Date: 5.9.2025

HUB

Lewisville Independent School District

Monthly Investment Report

March 1, 2025 - March 31, 2025

Portfolio Summary Management Report

LISD Operating Funds

Portfolio as of 02/28/25:		**Portfolio as of 03/31/25:**	
Beginning Book Value	$ 1,297,393,250	Ending Book Value	$ 1,269,466,845
Beginning Market Value	$ 1,297,912,238	Ending Market Value	$ 1,269,929,287
		Investment Income for the period	$ 4,822,635
		Unrealized Gain/Loss	$ 462,442
WAM at Beginning Period Date[1]	37	WAM at Ending Period Date[1]	41
		Change in Market Value [2]	$ (27,982,951)

Average Yield to Maturity for period	**4.460%**
Average Yield 180-Day Treasury Bill for period	**4.242 %**

[1] WAM - weighted average maturity based off all investments in portfolio

[2] "Change in Market Value" is required data, but will primarily reflect the receipt and expenditure of the District's funds from month to month.

HUB

Lewisville Independent School District

FIDELITY BOND INVESTMENT SUMMARY*

* See full investment report for current market values and additional information. Figures below are estimates.

Security Type	Settle Date	Maturity Date	Quantity (Par Value)	Annual Yield	Net Amount Invested	Estimated Interest Earned Over Life of Bond
Capital Project #655						
Treasury Bill	4/4/2024	06/30/25	49,630,000	4.96%	$50,027,449	$3,036,722
Treasury Bill	4/4/2024	09/30/25	49,900,000	4.88%	$50,014,983	$3,632,529
Treasury Bill	4/4/2024	12/15/25	50,000,000	4.81%	$49,948,354	$4,034,559
				TOTALS	**$149,990,786**	**$10,703,810**

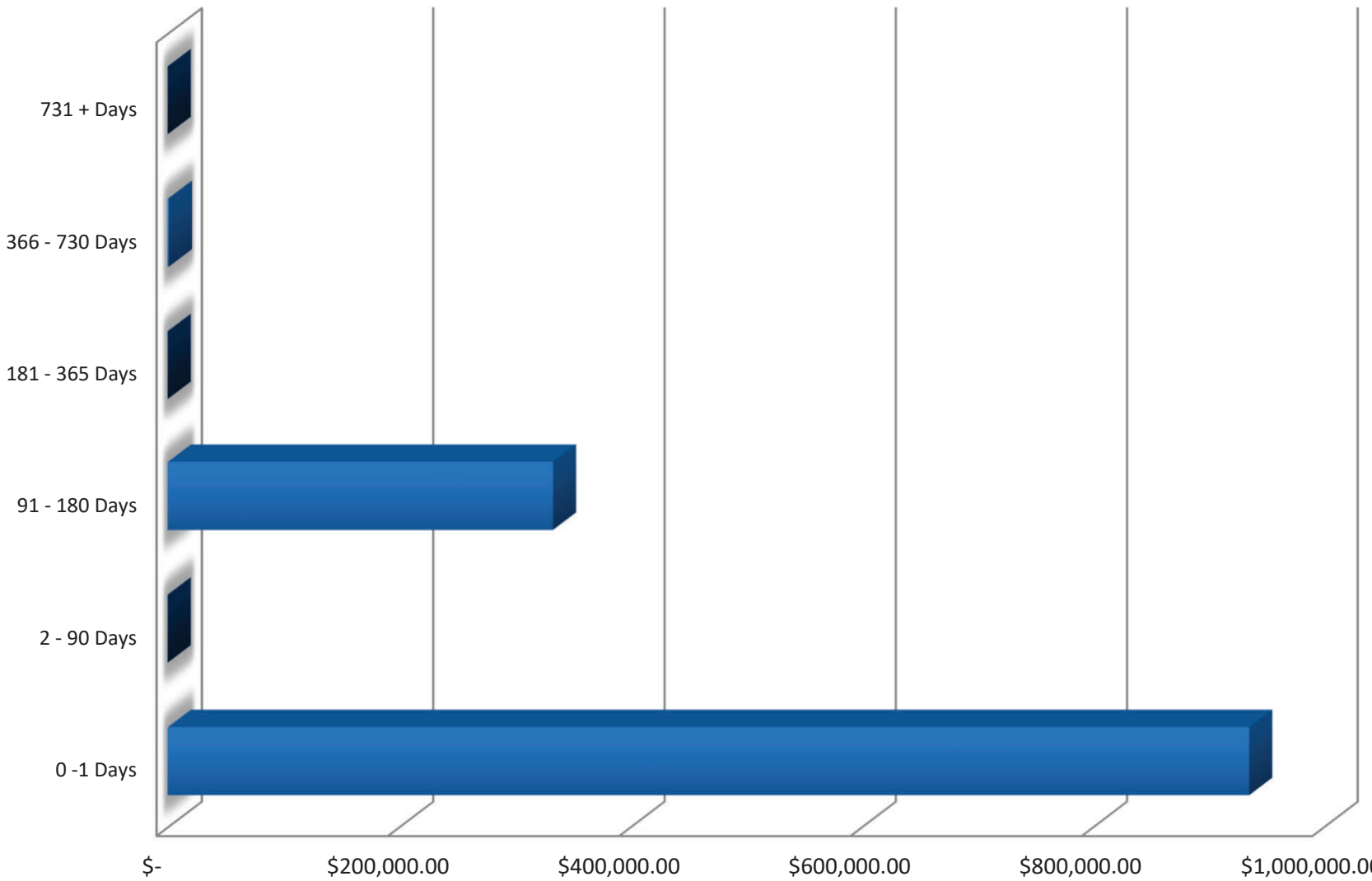

	0 -1 Days	2 - 90 Days	91 - 180 Days	181 - 365 Days	366 - 730 Days	731 + Days
Series1	$935,402.06	$-	$333,064.78	$-	$1,000.00	$-

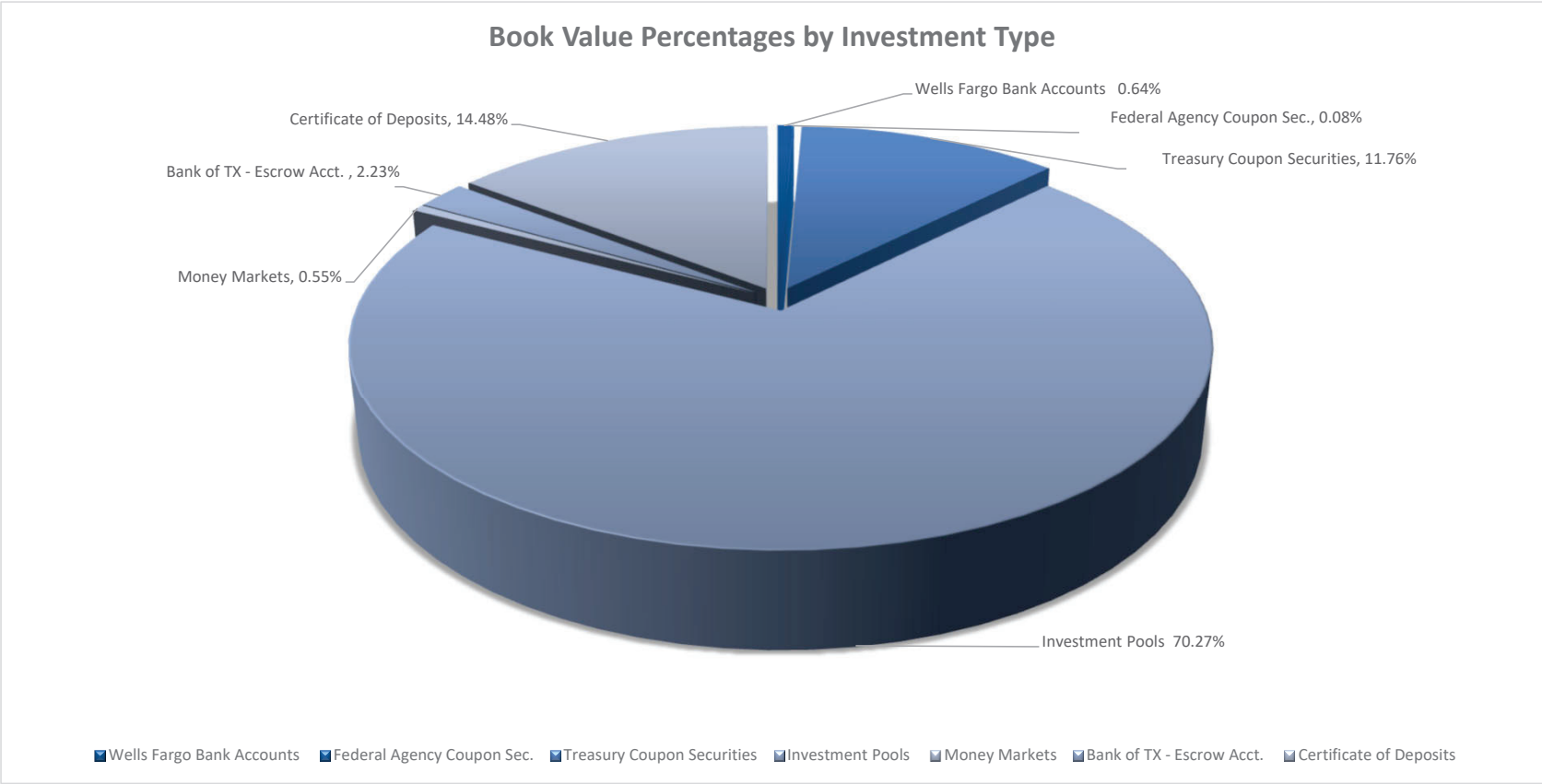
Book Value Percentages by Investment Type
Wells Fargo Bank Accounts 0.64%
Federal Agency Coupon Sec., 0.08%
Treasury Coupon Securities, 11.76%
Certificate of Deposits, 14.48%
Bank of TX - Escrow Acct. , 2.23%
Money Markets, 0.55%
Investment Pools 70.27%
Wells Fargo Bank Accounts
Federal Agency Coupon Sec.
Treasury Coupon Securities
Investment Pools
Money Markets
Bank of TX - Escrow Acct.
Certificate of Deposits

Lewisville ISD
Portfolio Management
Portfolio Summary
March 31, 2025

HUB Investment Partners LLC
900 S Capital of Texas Hwy
350
Austin, TX 78746
(512)600-5200

Investments	Par Value	Market Value	Book Value	% of Portfolio	Term	Days to Maturity	YTM 365 Equiv.
Wells Fargo Bank Accounts	8,072,629.60	8,072,629.60	8,072,629.60	0.64	1	1	0.000
Federal Agency Coupon Securities	1,000,000.00	998,881.20	1,000,000.00	0.08	729	570	4.600
Treasury Coupon Securities	149,530,000.00	149,708,882.40	149,245,321.41	11.76	539	177	4.883
Investment Pools	892,061,569.07	892,061,569.07	892,061,569.07	70.27	1	1	4.462
Money Markets	6,962,579.18	6,962,579.18	6,962,579.18	0.55	1	1	4.060
Bank of Texas - Escrow Account	28,305,284.79	28,305,284.79	28,305,284.79	2.23	1	1	4.090
CD's - Monthly Interest	183,819,460.51	183,819,460.51	183,819,460.51	14.48	230	132	4.371
Investments	**1,269,751,523.15**	**1,269,929,286.75**	**1,269,466,844.56**	**100.00%**	**98**	**41**	**4.460**
Cash and Accrued Interest							
Accrued Interest at Purchase		0.00	0.00				
Ending Accrued Interest		1,191,807.45	1,191,807.45				
Subtotal		1,191,807.45	1,191,807.45				
Total Cash and Investments Value	**1,269,751,523.15**	**1,271,121,094.20**	**1,270,658,652.01**		**98**	**41**	**4.460**

Total Earnings	March 31 Month Ending	Fiscal Year To Date
Current Year	4,822,634.73	28,113,525.16
Average Daily Balance	**1,284,524,573.71**	**1,015,901,772.84**
Effective Rate of Return	**4.42%**	**4.76%**

_'

Reporting period 03/01/2025-03/31/2025
Data Updated: SET_LSD: 04/22/2025 10:05
Run Date: 04/22/2025 - 10:05

Portfolio LISD
AP
PM (PRF_PM1) 7.3.11
Report Ver. 7.3.11

Lewisville ISD
Texas Compliance Change in Val Report
Sorted by Fund
March 1, 2025 - March 31, 2025

HUB Investment Partners LLC
900 S Capital of Texas Hwy
350
Austin, TX 78746
(512)600-5200

Inv # / Cusip	Issuer / Par Value	Fund / YTM	Purch Date / Mat Date	Interest Accrual / Interest Received	Beginning Book Value / Beginning Market Value	Purchases/ Additions	Redemptions	Change in Value	Ending Book Value / Ending Market Value
Fund: Capital Project #645									
10152	TXPL	CP0645	03/28/2013	0.00	0.00	0.00	0.00	0.00	0.00
999999993	0.00	0.000	/ /	0.00	0.00	0.00	0.00	0.00	0.00
	Sub Totals For: Fund: Capital Project #645			0.00	0.00	0.00	0.00	0.00	0.00
				0.00	0.00	0.00	0.00	0.00	0.00
Fund: Capital Project #646									
10181	TXPL	CP0646	11/01/2013	0.00	0.00	0.00	0.00	0.00	0.00
999999993	0.00	0.000	/ /	0.00	0.00	0.00	0.00	0.00	0.00
	Sub Totals For: Fund: Capital Project #646			0.00	0.00	0.00	0.00	0.00	0.00
				0.00	0.00	0.00	0.00	0.00	0.00
Fund: Capital Project #647									
10213	TXPL	CP0647	10/01/2014	0.00	0.00	0.00	0.00	0.00	0.00
999999993	0.00	0.000	/ /	0.00	0.00	0.00	0.00	0.00	0.00
10236	EWB	CP0647	09/01/2016	0.00	0.00	0.00	0.00	0.00	0.00
72000257A	0.00	0.000	/ /	0.00	0.00	0.00	0.00	0.00	0.00
	Sub Totals For: Fund: Capital Project #647			0.00	0.00	0.00	0.00	0.00	0.00
				0.00	0.00	0.00	0.00	0.00	0.00
Fund: Capital Project #650									
10107	WF	CP0650	12/01/2017	0.00	0.00	0.00	0.00	0.00	0.00
1BB56050	0.00	0.000	/ /	0.00	0.00	0.00	0.00	0.00	0.00
10259	TXPL	CP0650	08/08/2017	7,372.38	2,002,721.23	7,372.38	859.47	6,512.91	2,009,234.14
999999993	2,009,234.14	4.334	/ /	7,372.38	2,002,721.23	7,372.38	859.47	6,512.91	2,009,234.14
10396	NEXB	CP0650	11/30/2017	0.00	0.00	0.00	0.00	0.00	0.00
1514256	0.00	0.000	/ /	0.00	0.00	0.00	0.00	0.00	0.00

Inv # / Cusip	Issuer / Par Value	Fund / YTM	Purch Date / Mat Date	Interest Accrual / Interest Received	Beginning Book Value / Beginning Market Value	Purchases/ Additions	Redemptions	Change in Value	Ending Book Value / Ending Market Value
	Sub Totals For: Fund: Capital Project #650			7,372.38	2,002,721.23	7,372.38	859.47	6,512.91	2,009,234.14
				7,372.38	2,002,721.23	7,372.38	859.47	6,512.91	2,009,234.14
Fund: Capital Project #651									
10410	TXPL	CP0651	08/07/2018	9,867.75	2,685,655.94	9,867.75	6,450.98	3,416.77	2,689,072.71
999999993	2,689,072.71	4.334	/ /	9,867.75	2,685,655.94	9,867.75	6,450.98	3,416.77	2,689,072.71
	Sub Totals For: Fund: Capital Project #651			9,867.75	2,685,655.94	9,867.75	6,450.98	3,416.77	2,689,072.71
				9,867.75	2,685,655.94	9,867.75	6,450.98	3,416.77	2,689,072.71
Fund: Capital Project #652									
10417	TXPL	CP0652	08/01/2019	12,101.96	3,288,509.82	12,101.96	1,450.54	10,651.42	3,299,161.24
200035	3,299,161.24	4.334	/ /	12,101.96	3,288,509.82	12,101.96	1,450.54	10,651.42	3,299,161.24
	Sub Totals For: Fund: Capital Project #652			12,101.96	3,288,509.82	12,101.96	1,450.54	10,651.42	3,299,161.24
				12,101.96	3,288,509.82	12,101.96	1,450.54	10,651.42	3,299,161.24
Fund: Capital Project #653									
10428	TXPL	CP0653	07/01/2020	0.00	0.00	0.00	0.00	0.00	0.00
999999993	0.00	0.000	/ /	0.00	0.00	0.00	0.00	0.00	0.00
10455	TXPLPR	CP0653	01/26/2023	93,160.30	25,359,100.15	93,160.30	1,011,394.33	-918,234.03	24,440,866.12
999999994	24,440,866.12	4.468	/ /	93,160.30	25,359,100.15	93,160.30	1,011,394.33	-918,234.03	24,440,866.12
10471	FIDEL	CP0653	03/09/2023	0.22	63.96	0.22	0.00	0.22	64.18
FID CAP PR 653	64.18	4.060	/ /	0.22	63.96	0.22	0.00	0.22	64.18
	Sub Totals For: Fund: Capital Project #653			93,160.52	25,359,164.11	93,160.52	1,011,394.33	-918,233.81	24,440,930.30
				93,160.52	25,359,164.11	93,160.52	1,011,394.33	-918,233.81	24,440,930.30
Fund: Capital Project #655									
10484	TXPLPR	CP0655	02/01/2024	839,021.73	222,592,825.90	839,021.73	2,571,880.10	-1,732,858.37	220,859,967.53
999999995	220,859,967.53	4.468	/ /	839,021.73	222,592,825.90	839,021.73	2,571,880.10	-1,732,858.37	220,859,967.53
10485	EWB	CP0655	03/21/2024	118,182.01	41,987,211.02	118,182.01	42,105,393.03	-41,987,211.02	0.00
EWB-1557	0.00	5.130	03/21/2025	118,182.01	41,987,211.02	118,182.01	42,105,393.03	-41,987,211.02	0.00

Inv # / Cusip	Issuer / Par Value	Fund / YTM	Purch Date / Mat Date	Interest Accrual / Interest Received	Beginning Book Value / Beginning Market Value	Purchases/ Additions	Redemptions	Change in Value	Ending Book Value / Ending Market Value
10490	AMNATL	CP0655	03/07/2024	7,196.60	10,504,037.54	7,196.60	10,511,234.14	-10,504,037.54	0.00
AM NATL CD 6191	0.00	5.000	03/06/2025	7,196.60	10,504,037.54	7,196.60	10,511,234.14	-10,504,037.54	0.00
10492	USTR	CP0655	04/04/2024	196,566.33	49,576,031.36	0.00	0.00	13,826.67	49,589,858.03
91282CHL8	49,630,000.00	4.961	06/30/2025	0.00	49,683,104.10	0.00	0.00	-19,355.70	49,663,748.40
10493	USTR	CP0655	04/04/2024	212,448.81	49,934,352.02	0.00	0.00	-4,999.59	49,929,352.43
91282CJB8	49,900,000.00	4.875	09/30/2025	1,247,500.00	50,105,588.00	0.00	0.00	-22,954.00	50,082,634.00
10494	USTR	CP0655	04/04/2024	170,329.67	49,693,201.80	0.00	0.00	32,909.15	49,726,110.95
91282CGA3	50,000,000.00	4.813	12/15/2025	0.00	49,935,000.00	0.00	0.00	27,500.00	49,962,500.00
10496	FIDEL	CP0655	04/01/2024	19,986.01	5,695,028.39	1,267,486.01	0.00	1,267,486.01	6,962,514.40
FID CAP PR 655	6,962,514.40	4.060	/ /	19,986.01	5,695,028.39	1,267,486.01	0.00	1,267,486.01	6,962,514.40
10499	AMNATL	CP0655	09/05/2024	3,598.28	5,252,018.53	3,598.28	5,255,616.81	-5,252,018.53	0.00
AM NATL CD 4858	0.00	5.000	03/06/2025	3,598.28	5,252,018.53	3,598.28	5,255,616.81	-5,252,018.53	0.00
10507	EWB	CP0655	12/23/2024	155,014.20	41,979,586.14	155,014.20	0.00	155,014.20	42,134,600.34
EWB-5817-1	42,134,600.34	4.340	06/30/2025	155,014.20	41,979,586.14	155,014.20	0.00	155,014.20	42,134,600.34
10508	AMNATL	CP0655	03/27/2025	6,264.97	0.00	10,517,499.11	0.00	10,517,499.11	10,517,499.11
AM NATL CD 7698	10,517,499.11	4.350	03/26/2026	6,264.97	0.00	10,517,499.11	0.00	10,517,499.11	10,517,499.11
10509	AMNATL	CP0655	03/27/2025	3,132.48	0.00	5,258,749.29	0.00	5,258,749.29	5,258,749.29
AM NATL CD 7728	5,258,749.29	4.350	03/26/2026	3,132.48	0.00	5,258,749.29	0.00	5,258,749.29	5,258,749.29
10510	EWB	CP0655	03/21/2025	53,986.35	0.00	42,159,379.38	0.00	42,159,379.38	42,159,379.38
EWB-1557-2	42,159,379.38	4.252	09/22/2025	53,986.35	0.00	42,159,379.38	0.00	42,159,379.38	42,159,379.38
	Sub Totals For: Fund: Capital Project #655			1,785,727.44	477,214,292.70	60,326,126.61	60,444,124.08	-76,261.24	477,138,031.46
				2,453,882.63	477,734,399.62	60,326,126.61	60,444,124.08	-132,807.17	477,601,592.45
Fund: Captial Project #661									
10498	TXPLPR	CP0661	07/23/2024	5,281.22	1,624,351.54	5,281.22	257,935.00	-252,653.78	1,371,697.76
999999994	1,371,697.76	4.468	/ /	5,281.22	1,624,351.54	5,281.22	257,935.00	-252,653.78	1,371,697.76
10503	FHLB	CP0661	10/24/2024	3,833.33	1,000,000.00	0.00	0.00	0.00	1,000,000.00
3134HAUD3	1,000,000.00	4.600	10/23/2026	0.00	998,881.20	0.00	0.00	0.00	998,881.20

Inv # / Cusip	Issuer / Par Value	Fund / YTM	Purch Date / Mat Date	Interest Accrual / Interest Received	Beginning Book Value / Beginning Market Value	Purchases/ Additions	Redemptions	Change in Value	Ending Book Value / Ending Market Value
10506	TXCLAS	CP0661	11/13/2024	382,789.11	101,378,895.12	382,789.11	0.00	382,789.11	101,761,684.23
TX-0001	101,761,684.23	4.437	/ /	382,789.11	101,378,895.12	382,789.11	0.00	382,789.11	101,761,684.23
	Sub Totals For: Fund: Captial Project #661			391,903.66	104,003,246.66	388,070.33	257,935.00	130,135.33	104,133,381.99
				388,070.33	104,002,127.86	388,070.33	257,935.00	130,135.33	104,132,263.19
Fund: Debt Service									
10018	TXPL	DS	09/01/2006	10,135.61	1,901,177.17	1,640,792.26	0.00	1,640,792.26	3,541,969.43
999999993	3,541,969.43	4.334	/ /	10,135.61	1,901,177.17	1,640,792.26	0.00	1,640,792.26	3,541,969.43
10019	TXPLPR	DS	09/01/2006	761,470.34	200,627,681.90	761,470.34	0.00	761,470.34	201,389,152.24
999999994	201,389,152.24	4.468	/ /	761,470.34	200,627,681.90	761,470.34	0.00	761,470.34	201,389,152.24
10116	WF	DS	11/01/2011	0.00	62,475.81	0.00	17,382.66	-17,382.66	45,093.15
1112	45,093.15	0.000	/ /	0.00	62,475.81	0.00	17,382.66	-17,382.66	45,093.15
10220	FIRST	DS	09/01/2016	0.00	0.00	0.00	0.00	0.00	0.00
63621	0.00	0.000	/ /	0.00	0.00	0.00	0.00	0.00	0.00
10422	EWB	DS	04/01/2020	0.00	0.00	0.00	0.00	0.00	0.00
8003152298	0.00	0.000	/ /	0.00	0.00	0.00	0.00	0.00	0.00
10459	FIDEL	DS	01/13/2023	0.00	0.01	0.00	0.00	0.00	0.01
FID DS MM	0.01	0.000	/ /	0.00	0.01	0.00	0.00	0.00	0.01
	Sub Totals For: Fund: Debt Service			771,605.95	202,591,334.89	2,402,262.60	17,382.66	2,384,879.94	204,976,214.83
				771,605.95	202,591,334.89	2,402,262.60	17,382.66	2,384,879.94	204,976,214.83
Fund: Escrow Sinking Fund									
10250	BOT	ESF	09/20/2016	88,829.20	28,216,455.59	88,829.20	0.00	88,829.20	28,305,284.79
JAG081829	28,305,284.79	4.090	/ /	88,829.20	28,216,455.59	88,829.20	0.00	88,829.20	28,305,284.79
	Sub Totals For: Fund: Escrow Sinking Fund			88,829.20	28,216,455.59	88,829.20	0.00	88,829.20	28,305,284.79
				88,829.20	28,216,455.59	88,829.20	0.00	88,829.20	28,305,284.79
Fund: 660- Surplus Propert									
10416	TXPL	F660	07/01/2019	13,730.22	3,732,091.18	13,730.22	11,865.31	1,864.91	3,733,956.09
999999993	3,733,956.09	4.334	/ /	13,730.22	3,732,091.18	13,730.22	11,865.31	1,864.91	3,733,956.09

Inv # / Cusip	Issuer / Par Value	Fund / YTM	Purch Date / Mat Date	Interest Accrual / Interest Received	Beginning Book Value / Beginning Market Value	Purchases/ Additions	Redemptions	Change in Value	Ending Book Value / Ending Market Value
10454	TXPLPR	F660	01/26/2023	82,006.66	21,856,516.27	82,006.66	309,965.93	-227,959.27	21,628,557.00
999999994	21,628,557.00	4.468	/ /	82,006.66	21,856,516.27	82,006.66	309,965.93	-227,959.27	21,628,557.00
	Sub Totals For: Fund: 660- Surplus Propert			95,736.88	25,588,607.45	95,736.88	321,831.24	-226,094.36	25,362,513.09
				95,736.88	25,588,607.45	95,736.88	321,831.24	-226,094.36	25,362,513.09
Fund: JEM Res-Sec 125									
10115	WF	JRS	11/01/2011	0.00	457,676.81	122,760.41	103,985.59	18,774.82	476,451.63
1250	476,451.63	0.000	/ /	0.00	457,676.81	122,760.41	103,985.59	18,774.82	476,451.63
	Sub Totals For: Fund: JEM Res-Sec 125			0.00	457,676.81	122,760.41	103,985.59	18,774.82	476,451.63
				0.00	457,676.81	122,760.41	103,985.59	18,774.82	476,451.63
Fund: Land Sales #660									
10472	FIDEL	LS0660	03/09/2023	0.00	0.58	0.00	0.00	0.00	0.58
FID LS 660	0.58	0.000	/ /	0.00	0.58	0.00	0.00	0.00	0.58
	Sub Totals For: Fund: Land Sales #660			0.00	0.58	0.00	0.00	0.00	0.58
				0.00	0.58	0.00	0.00	0.00	0.58
Fund: Maintenance & Operat									
10016	TXPL	OPER	09/01/2006	9,434.71	3,347,233.11	8,190,156.28	5,880,000.00	2,310,156.28	5,657,389.39
999999993	5,657,389.39	4.334	/ /	9,434.71	3,347,233.11	8,190,156.28	5,880,000.00	2,310,156.28	5,657,389.39
10017	TXPLPR	OPER	09/01/2006	1,183,118.84	324,633,450.46	1,183,118.84	30,400,000.00	-29,216,881.16	295,416,569.30
999999994	295,416,569.30	4.468	/ /	1,183,118.84	324,633,450.46	1,183,118.84	30,400,000.00	-29,216,881.16	295,416,569.30
10105	WF	OPER	06/01/2011	0.00	10,229,040.79	45,919,371.85	48,602,344.49	-2,682,972.64	7,546,068.15
3173	7,546,068.15	0.000	/ /	0.00	10,229,040.79	45,919,371.85	48,602,344.49	-2,682,972.64	7,546,068.15
10198	EWB	OPER	09/01/2016	0.00	0.00	0.00	0.00	0.00	0.00
72000240	0.00	0.000	/ /	0.00	0.00	0.00	0.00	0.00	0.00
10434	EWB	OPER	01/20/2021	0.00	0.00	0.00	0.00	0.00	0.00
EWB-41478	0.00	0.000	/ /	0.00	0.00	0.00	0.00	0.00	0.00
10437	WESTAS	OPER	06/23/2021	0.00	0.00	0.00	0.00	0.00	0.00
5015445380	0.00	0.000	/ /	0.00	0.00	0.00	0.00	0.00	0.00

Inv # / Cusip	Issuer / Par Value	Fund / YTM	Purch Date / Mat Date	Interest Accrual / Interest Received	Beginning Book Value / Beginning Market Value	Purchases/ Additions	Redemptions	Change in Value	Ending Book Value / Ending Market Value
10460	FIDEL	OPER	01/26/2023	0.00	0.01	0.00	0.00	0.00	0.01
FID GEN MM	0.01	0.000	/ /	0.00	0.01	0.00	0.00	0.00	0.01
10500	AMNATL	OPER	09/12/2024	44,002.14	10,237,976.62	44,002.14	0.00	44,002.14	10,281,978.76
AM NATL CD 6918	10,281,978.76	5.050	09/11/2025	44,002.14	10,237,976.62	44,002.14	0.00	44,002.14	10,281,978.76
10501	AMNATL	OPER	09/19/2024	37,737.16	10,196,147.37	37,737.16	0.00	37,737.16	10,233,884.53
AM NATL CD 5395	10,233,884.53	4.350	09/18/2025	37,737.16	10,196,147.37	37,737.16	0.00	37,737.16	10,233,884.53
10502	AMNATL	OPER	09/26/2024	34,615.22	10,172,419.01	34,615.22	0.00	34,615.22	10,207,034.23
AM NATL CD 5433	10,207,034.23	4.000	09/25/2025	34,615.22	10,172,419.01	34,615.22	0.00	34,615.22	10,207,034.23
10505	EWB	OPER	11/12/2024	199,571.41	52,826,763.46	199,571.41	0.00	199,571.41	53,026,334.87
EWB-7711-C	53,026,334.87	4.440	05/12/2025	199,571.41	52,826,763.46	199,571.41	0.00	199,571.41	53,026,334.87
1BA79321	WF	OPER	11/01/2017	0.00	0.00	0.00	0.00	0.00	0.00
3802	0.00	0.000	/ /	0.00	0.00	0.00	0.00	0.00	0.00
Sub Totals For: Fund: Maintenance & Operat				1,508,479.48	421,643,030.83	55,608,572.90	84,882,344.49	-29,273,771.59	392,369,259.24
				1,508,479.48	421,643,030.83	55,608,572.90	84,882,344.49	-29,273,771.59	392,369,259.24
Fund: Worker's Compensatio									
10025	TXPLPR	WC	09/01/2006	14,931.73	3,934,131.05	14,931.73	0.00	14,931.73	3,949,062.78
999999994	3,949,062.78	4.468	/ /	14,931.73	3,934,131.05	14,931.73	0.00	14,931.73	3,949,062.78
10026	TXPL	WC	09/01/2006	1,181.55	403,405.37	1,181.55	91,357.81	-90,176.26	313,229.11
999999993	313,229.11	4.334	/ /	1,181.55	403,405.37	1,181.55	91,357.81	-90,176.26	313,229.11
10106	WF	WC	06/01/2011	0.00	5,016.67	91,357.81	91,357.81	0.00	5,016.67
7958	5,016.67	0.000	/ /	0.00	5,016.67	91,357.81	91,357.81	0.00	5,016.67
Sub Totals For: Fund: Worker's Compensatio				16,113.28	4,342,553.09	107,471.09	182,715.62	-75,244.53	4,267,308.56
				16,113.28	4,342,553.09	107,471.09	182,715.62	-75,244.53	4,267,308.56
		Report Grand Totals:		4,780,898.50	1,297,393,249.70	119,262,332.63	147,230,474.00	-27,926,405.14	1,269,466,844.56
				5,445,220.36	1,297,912,237.82	119,262,332.63	147,230,474.00	-27,982,951.07	1,269,929,286.75

GLOSSARY	
PAR VALUE	The face value of investment.
MARKET VALUE	The face value multiplied by the market price. It is the last reported price from the report date.
BOOK VALUE	The cost of a bond, plus or minus adjustments for purchase discount or premium adjustments.
AMORTIZATION/ACCRETION	Amortization (accretion) is the process of reducing (increasing) the original cost of the investment on a daily basis in order to equal par value at maturity. Amortization calculations vary by investment type and the basis associated with the type of investment.
SECURITY TYPE DEFINITIONS	Security types are broad category of investments with similar characteristics and risk features such as agency securities, corporate bonds, municipal bonds, and money markets. Codes within the system are utilized to make calculations based on the underlying security. Security type labels are customizable.
FAC	Federal Agency Coupon Securities
PA1	Wells Fargo Bank Accounts
RR2	Money Market Accounts
RR4	Bank of Texas - Escrow Account
RR3/RR5	CD's Interest Monthly/Quarterly
RRP	Investment Pools
TRC	Treasury Coupon Securities
PURCHASE PRINCIPAL	The original cost of the bond. Par value multiplied by purchase price.
PREMIUM/DISCOUNT	A bond with price below 100 is discount. A bond with price above 100 is premium.
ADJUSTED INTEREST EARNINGS	Net between interest earned and amortization/accretion adjustments within a report period.
EFFECTIVE RATE OF RETURN	Interest earnings adjusted for amortization of premiums and accretion for discounts plus any realized gain or loss divided by the average daily balance of the portfolio divided by 365 and then multiplied by the actual days in the report period.
YIELD TO MATURITY	The yield of an investment as of the purchase date assuming that the bond is held to maturity.
YTM 360	The yield is based on a hypothetical year that has only 360 days.
YTM 365	The yield is based on a 365-day year.
REMAINING COST	The original cost of an investment taking into consideration any partial sales or redemptions for the par value that remains.
STATED RATE	Coupon rate (yield the bond paid on its issue date).
CURRENT RATE	A bond's annual return based on its annual coupon payments and current price (as opposed to its original price or face).
GASB 31	Establishes fair value standards for investments in (a) participating interest-earning investment contracts, (b) external investment pools, (c) open-end mutual funds, (d) debt securities, and (e) equity securities, option contracts, stock warrants, and stock rights that have readily determinable fair values.

Statement Disclosures

The information provided in this report was created by HUB Investment Partners utilizing data from your custodian that is considered reliable. HUB Investment Partners is relying on the information provided by your custodian; HUB Investment Partners has not audited or otherwise verified the accuracy of the methodology, calculations, or information in this report. As a result, the methodology, calculations, and information presented in the report are not guaranteed by HUB Investment Partners.

HUB Investment Partners is independent of your custodian.

You should consider the account statements received directly from your account custodian as the prevailing document for your account. Please review the information contained on this statement against the statement provided to you from the account custodian or product sponsor. The reported value on your account statement you received from the account custodian may differ from the reported value on this quarterly statement due to a variety of factors including the treatment of accrued income and dividends, rounding and other considerations. If there is any unexplained discrepancy between this statement and the account statement you received from the account custodian, please immediately contact HUB Investment Partners and/or your account custodian. Discrepancies should be reported to HUB Investment Partners via telephone at 512-600-5268.

The account portfolio or assets in the account are valued at the starting and ending points of the period. Cash flows are included in the calculation based on when they occurred during the period.

Performance data quoted represents past performance and does not guarantee future results. The investment return and principal of an investment will fluctuate so that an investor's shares when redeemed may be worth more or less than their original cost. All investments have investment risks such as fluctuation in investment principal including the complete loss of principal invested. The values represented in the report may not reflect the original cost of a client's initial investment. HUB Investment Partners standard reporting does not reflect reinvestment of dividends and other earnings in the performance numbers, unless the account holder specifically asks for inclusion of such earnings. Performance report calculations and figures should not be relied upon for tax purposes.

If you have any changes in your financial situation, risk tolerance, investment objectives or if you wish to impose or modify any reasonable restrictions on the management of your account(s), please contact HUB Investment Partners immediately. Also, please contact us if you would like a current copy of our Disclosure Document, which includes a description of the advisory services we offer.

This material is not intended to present an opinion on legal or tax matters. Please consult with your attorney or tax advisor and compare this document to your custodial statement for accuracy, as applicable.

REAL INNOVATION
LIMITLESS OPPORTUNITY
LEWISVILLE INDEPENDENT SCHOOL DISTRICT

Monthly Investment Report

March 31, 2025

The following reports are submitted in accordance with the Public Funds Investment Act (Texas Gov't Code 2256). The reports also offer supplemental information not required by the Act in order to fully inform the governing body of the Lewisville Independent School District of the position and activity within the District's portfolio of investments. The reports include a management summary overview, a detailed inventory report for the end of the period, and a transaction report, as well as graphic representation of the portfolio to provide full disclosure to the governing body.

Scott Wrehe — 4/16/25
Scott Wrehe, Chief Financial Officer, Lewisville ISD — Date

Sarah Curtis — 4/15/25
Sarah Curtis, Director of Accounting, Lewisville ISD — Date

Claudia Orta — 4/15/25
Claudia Orta, Director of Budget, Lewisville ISD — Date

HUB

Lewisville Independent School District

Monthly Investment Report

February 1, 2025 - February 28, 2025

Portfolio Summary Management Report

LISD Operating Funds

Portfolio as of 01/31/25:		**Portfolio as of 02/28/25:**	
Beginning Book Value	$ 1,181,258,274	Ending Book Value	$ 1,297,393,250
Beginning Market Value	$ 1,181,800,882	Ending Market Value	$ 1,297,912,238
		Investment Income for the period	$ 4,474,783
		Unrealized Gain/Loss	$ 518,988
WAM at Beginning Period Date[1]	49	WAM at Ending Period Date[1]	37
		Change in Market Value [2]	$ 116,111,356

Average Yield to Maturity for period	**4.502%**
Average Yield 180-Day Treasury Bill for period	**4.338%**

[1] WAM - weighted average maturity based off all investments in portfolio

[2] "Change in Market Value" is required data, but will primarily reflect the receipt and expenditure of the District's funds from month to month.

HUB

Lewisville Independent School District

FIDELITY BOND INVESTMENT SUMMARY*

* See full investment report for current market values and additional information. Figures below are estimates.

Security Type	Settle Date	Maturity Date	Quantity (Par Value)	Annual Yield	Net Amount Invested	Estimated Interest Earned Over Life of Bond
Capital Project #655						
Treasury Bill	4/4/2024	06/30/25	49,630,000	4.96%	$50,027,449	$3,036,722
Treasury Bill	4/4/2024	09/30/25	49,900,000	4.88%	$50,014,983	$3,632,529
Treasury Bill	4/4/2024	12/15/25	50,000,000	4.81%	$49,948,354	$4,034,559
				TOTALS	**$149,990,786**	**$10,703,810**

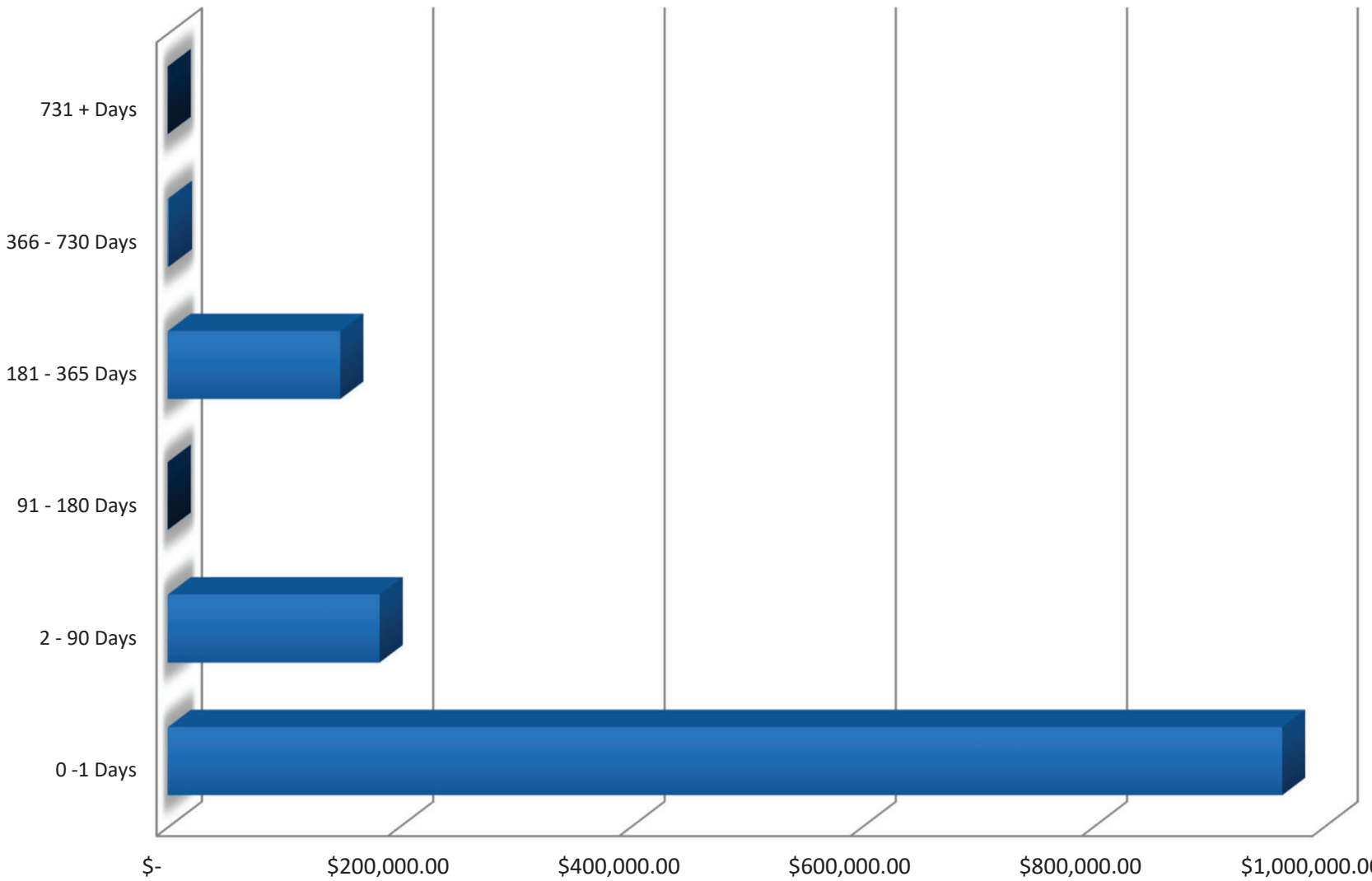

	0 -1 Days	2 - 90 Days	91 - 180 Days	181 - 365 Days	366 - 730 Days	731 + Days
Series1	$964,033.50	$183,156.16	$-	$149,203.59	$1,000.00	$-

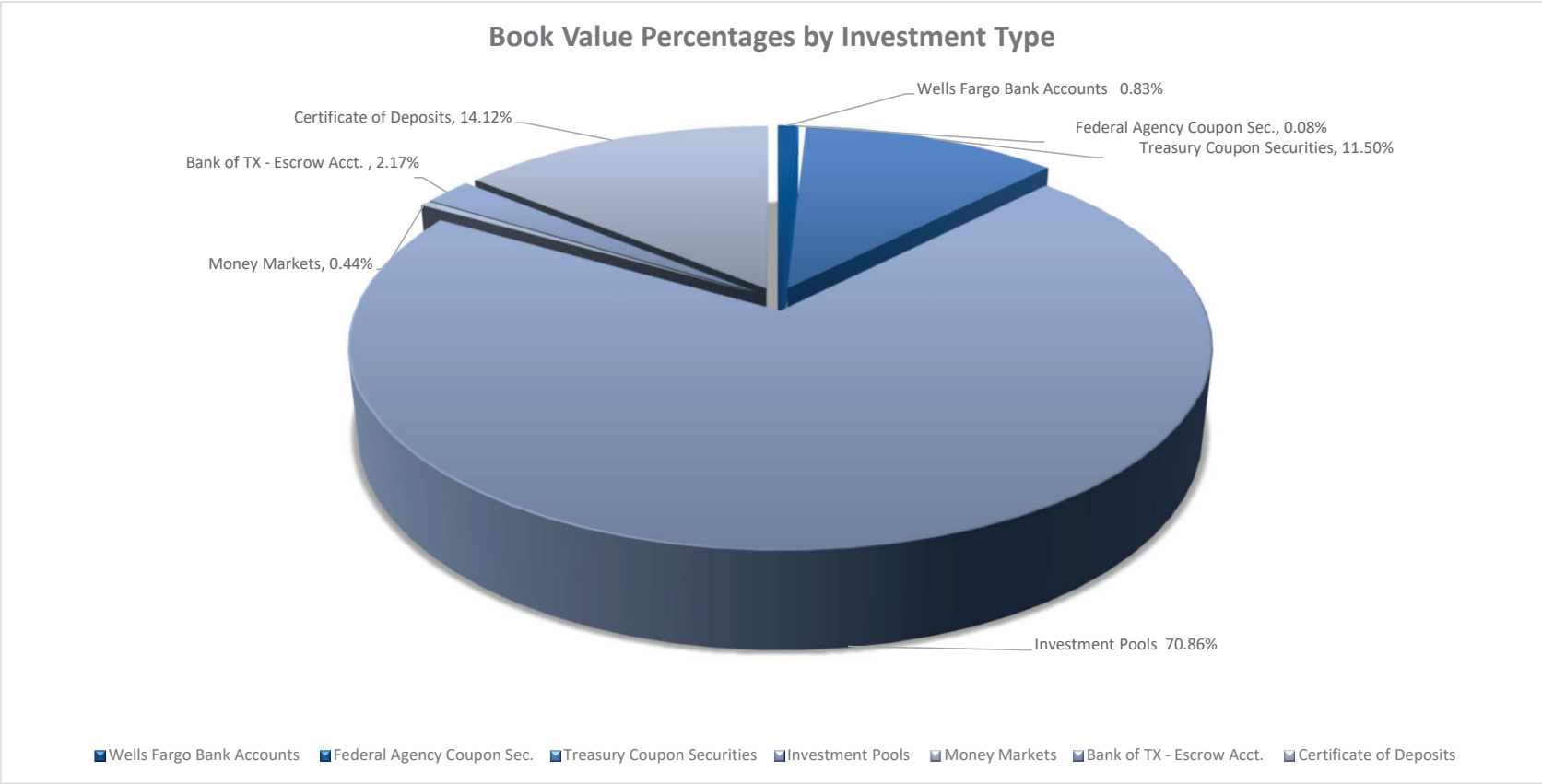
Book Value Percentages by Investment Type
Wells Fargo Bank Accounts 0.83%
Federal Agency Coupon Sec., 0.08%
Treasury Coupon Securities, 11.50%
Certificate of Deposits, 14.12%
Bank of TX - Escrow Acct. , 2.17%
Money Markets, 0.44%
Investment Pools 70.86%
Wells Fargo Bank Accounts
Federal Agency Coupon Sec.
Treasury Coupon Securities
Investment Pools
Money Markets
Bank of TX - Escrow Acct.
Certificate of Deposits

Lewisville ISD
Portfolio Management
Portfolio Summary
February 28, 2025

HUB Investment Partners LLC
900 S Capital of Texas Hwy
350
Austin, TX 78746
(512)600-5200

Investments	Par Value	Market Value	Book Value	% of Portfolio	Term	Days to Maturity	YTM 365 Equiv.
Wells Fargo Bank Accounts	10,754,210.08	10,754,210.08	10,754,210.08	0.83	1	1	0.000
Federal Agency Coupon Securities	1,000,000.00	998,881.20	1,000,000.00	0.08	729	601	4.600
Treasury Coupon Securities	149,530,000.00	149,723,692.10	149,203,585.18	11.50	539	208	4.883
Investment Pools	919,367,746.21	919,367,746.21	919,367,746.21	70.86	1	1	4.483
Money Markets	5,695,092.95	5,695,092.95	5,695,092.95	0.44	1	1	4.040
Bank of Texas - Escrow Account	28,216,455.59	28,216,455.59	28,216,455.59	2.17	1	1	4.090
CD's - Monthly Interest	183,156,159.69	183,156,159.69	183,156,159.69	14.12	266	87	4.628
Investments	**1,297,719,664.52**	**1,297,912,237.82**	**1,297,393,249.70**	**100.00%**	**101**	**37**	**4.502**
Cash and Accrued Interest							
Accrued Interest at Purchase		0.00	0.00				
Ending Accrued Interest		1,856,129.31	1,856,129.31				
Subtotal		1,856,129.31	1,856,129.31				
Total Cash and Investments Value	**1,297,719,664.52**	**1,299,768,367.13**	**1,299,249,379.01**		**101**	**37**	**4.502**

Total Earnings	February 28 Month Ending	Fiscal Year To Date
Current Year	4,474,782.73	23,290,890.43
Average Daily Balance	**1,185,424,127.05**	**969,894,552.80**
Effective Rate of Return	**4.92%**	**4.84%**

_'

Reporting period 02/01/2025-02/28/2025
Data Updated: SET_LSD: 03/06/2025 14:11
Run Date: 03/06/2025 - 14:11

Portfolio LISD
AP
PM (PRF_PM1) 7.3.11
Report Ver. 7.3.11

Lewisville ISD
Texas Compliance Change in Val Report
Sorted by Fund
February 1, 2025 - February 28, 2025

HUB Investment Partners LLC
900 S Capital of Texas Hwy
350
Austin, TX 78746
(512)600-5200

Inv # / Cusip	Issuer / Par Value	Fund / YTM	Purch Date / Mat Date	Interest Accrual / Interest Received	Beginning Book Value / Beginning Market Value	Purchases/ Additions	Redemptions	Change in Value	Ending Book Value / Ending Market Value
Fund: Capital Project #645									
10152	TXPL	CP0645	03/28/2013	0.00	0.00	0.00	0.00	0.00	0.00
999999993	0.00	0.000	/ /	0.00	0.00	0.00	0.00	0.00	0.00
	Sub Totals For: Fund: Capital Project #645			0.00	0.00	0.00	0.00	0.00	0.00
				0.00	0.00	0.00	0.00	0.00	0.00
Fund: Capital Project #646									
10181	TXPL	CP0646	11/01/2013	0.00	0.00	0.00	0.00	0.00	0.00
999999993	0.00	0.000	/ /	0.00	0.00	0.00	0.00	0.00	0.00
	Sub Totals For: Fund: Capital Project #646			0.00	0.00	0.00	0.00	0.00	0.00
				0.00	0.00	0.00	0.00	0.00	0.00
Fund: Capital Project #647									
10213	TXPL	CP0647	10/01/2014	0.00	0.00	0.00	0.00	0.00	0.00
999999993	0.00	0.000	/ /	0.00	0.00	0.00	0.00	0.00	0.00
10236	EWB	CP0647	09/01/2016	0.00	0.00	0.00	0.00	0.00	0.00
72000257A	0.00	0.000	/ /	0.00	0.00	0.00	0.00	0.00	0.00
	Sub Totals For: Fund: Capital Project #647			0.00	0.00	0.00	0.00	0.00	0.00
				0.00	0.00	0.00	0.00	0.00	0.00
Fund: Capital Project #650									
10107	WF	CP0650	12/01/2017	0.00	0.00	0.00	0.00	0.00	0.00
1BB56050	0.00	5.270	/ /	0.00	0.00	0.00	0.00	0.00	0.00
10259	TXPL	CP0650	08/08/2017	6,754.05	2,031,685.68	6,754.05	35,718.50	-28,964.45	2,002,721.23
999999993	2,002,721.23	4.355	/ /	6,754.05	2,031,685.68	6,754.05	35,718.50	-28,964.45	2,002,721.23
10396	NEXB	CP0650	11/30/2017	0.00	0.00	0.00	0.00	0.00	0.00
1514256	0.00	0.990	/ /	0.00	0.00	0.00	0.00	0.00	0.00

Inv # / Cusip	Issuer / Par Value	Fund / YTM	Purch Date / Mat Date	Interest Accrual / Interest Received	Beginning Book Value / Beginning Market Value	Purchases/ Additions	Redemptions	Change in Value	Ending Book Value / Ending Market Value
	Sub Totals For: Fund: Capital Project #650			6,754.05	2,031,685.68	6,754.05	35,718.50	-28,964.45	2,002,721.23
				6,754.05	2,031,685.68	6,754.05	35,718.50	-28,964.45	2,002,721.23
Fund: Capital Project #651									
10410	TXPL	CP0651	08/07/2018	8,995.00	2,709,986.10	8,995.00	33,325.16	-24,330.16	2,685,655.94
999999993	2,685,655.94	4.355	/ /	8,995.00	2,709,986.10	8,995.00	33,325.16	-24,330.16	2,685,655.94
	Sub Totals For: Fund: Capital Project #651			8,995.00	2,709,986.10	8,995.00	33,325.16	-24,330.16	2,685,655.94
				8,995.00	2,709,986.10	8,995.00	33,325.16	-24,330.16	2,685,655.94
Fund: Capital Project #652									
10417	TXPL	CP0652	08/01/2019	10,950.92	3,277,558.90	10,950.92	0.00	10,950.92	3,288,509.82
200035	3,288,509.82	4.355	/ /	10,950.92	3,277,558.90	10,950.92	0.00	10,950.92	3,288,509.82
	Sub Totals For: Fund: Capital Project #652			10,950.92	3,277,558.90	10,950.92	0.00	10,950.92	3,288,509.82
				10,950.92	3,277,558.90	10,950.92	0.00	10,950.92	3,288,509.82
Fund: Capital Project #653									
10428	TXPL	CP0653	07/01/2020	0.00	0.00	0.00	0.00	0.00	0.00
999999993	0.00	0.000	/ /	0.00	0.00	0.00	0.00	0.00	0.00
10455	TXPLPR	CP0653	01/26/2023	87,112.11	25,333,470.16	87,112.11	61,482.12	25,629.99	25,359,100.15
999999994	25,359,100.15	4.484	/ /	87,112.11	25,333,470.16	87,112.11	61,482.12	25,629.99	25,359,100.15
10471	FIDEL	CP0653	03/09/2023	0.20	63.76	0.20	0.00	0.20	63.96
FID CAP PR 653	63.96	4.040	/ /	0.20	63.76	0.20	0.00	0.20	63.96
	Sub Totals For: Fund: Capital Project #653			87,112.31	25,333,533.92	87,112.31	61,482.12	25,630.19	25,359,164.11
				87,112.31	25,333,533.92	87,112.31	61,482.12	25,630.19	25,359,164.11
Fund: Capital Project #655									
10484	TXPLPR	CP0655	02/01/2024	771,134.24	224,795,845.97	771,134.24	2,974,154.31	-2,203,020.07	222,592,825.90
999999995	222,592,825.90	4.484	/ /	771,134.24	224,795,845.97	771,134.24	2,974,154.31	-2,203,020.07	222,592,825.90
10485	EWB	CP0655	03/21/2024	164,897.74	41,822,313.28	164,897.74	0.00	164,897.74	41,987,211.02
EWB-1557	41,987,211.02	5.130	03/21/2025	164,897.74	41,822,313.28	164,897.74	0.00	164,897.74	41,987,211.02

Inv # / Cusip	Issuer / Par Value	Fund / YTM	Purch Date / Mat Date	Interest Accrual / Interest Received	Beginning Book Value / Beginning Market Value	Purchases/ Additions	Redemptions	Change in Value	Ending Book Value / Ending Market Value
10490	AMNATL	CP0655	03/07/2024	40,209.39	10,463,828.15	40,209.39	0.00	40,209.39	10,504,037.54
AM NATL CD 6191	10,504,037.54	5.000	03/06/2025	40,209.39	10,463,828.15	40,209.39	0.00	40,209.39	10,504,037.54
10492	USTR	CP0655	04/04/2024	177,543.79	49,563,542.75	0.00	0.00	12,488.61	49,576,031.36
91282CHL8	49,630,000.00	4.961	06/30/2025	0.00	49,691,044.90	0.00	0.00	-7,940.80	49,683,104.10
10493	USTR	CP0655	04/04/2024	191,923.08	49,938,867.78	0.00	0.00	-4,515.76	49,934,352.02
91282CJB8	49,900,000.00	4.875	09/30/2025	0.00	50,120,059.00	0.00	0.00	-14,471.00	50,105,588.00
10494	USTR	CP0655	04/04/2024	153,846.16	49,663,477.40	0.00	0.00	29,724.40	49,693,201.80
91282CGA3	50,000,000.00	4.813	12/15/2025	0.00	49,899,000.00	0.00	0.00	36,000.00	49,935,000.00
10496	FIDEL	CP0655	04/01/2024	17,952.85	5,677,075.54	17,952.85	0.00	17,952.85	5,695,028.39
FID CAP PR 655	5,695,028.39	4.040	/ /	17,952.85	5,677,075.54	17,952.85	0.00	17,952.85	5,695,028.39
10499	AMNATL	CP0655	09/05/2024	20,104.70	5,231,913.83	20,104.70	0.00	20,104.70	5,252,018.53
AM NATL CD 4858	5,252,018.53	5.000	03/06/2025	20,104.70	5,231,913.83	20,104.70	0.00	20,104.70	5,252,018.53
10507	EWB	CP0655	12/23/2024	139,522.57	41,840,063.57	139,522.57	0.00	139,522.57	41,979,586.14
EWB-5817-1	41,979,586.14	4.340	06/30/2025	139,522.57	41,840,063.57	139,522.57	0.00	139,522.57	41,979,586.14
	Sub Totals For: Fund: Capital Project #655			1,677,134.52	478,996,928.27	1,153,821.49	2,974,154.31	-1,782,635.57	477,214,292.70
				1,153,821.49	479,541,144.24	1,153,821.49	2,974,154.31	-1,806,744.62	477,734,399.62
Fund: Captial Project #661									
10498	TXPLPR	CP0661	07/23/2024	6,368.76	1,873,354.78	6,368.76	255,372.00	-249,003.24	1,624,351.54
999999994	1,624,351.54	4.484	/ /	6,368.76	1,873,354.78	6,368.76	255,372.00	-249,003.24	1,624,351.54
10503	FHLB	CP0661	10/24/2024	3,833.34	1,000,000.00	0.00	0.00	0.00	1,000,000.00
3134HAUD3	1,000,000.00	4.600	10/23/2026	0.00	998,391.98	0.00	0.00	489.22	998,881.20
10506	TXCLAS	CP0661	11/13/2024	348,870.78	101,030,024.34	348,870.78	0.00	348,870.78	101,378,895.12
TX-0001	101,378,895.12	4.494	/ /	348,870.78	101,030,024.34	348,870.78	0.00	348,870.78	101,378,895.12
	Sub Totals For: Fund: Captial Project #661			359,072.88	103,903,379.12	355,239.54	255,372.00	99,867.54	104,003,246.66
				355,239.54	103,901,771.10	355,239.54	255,372.00	100,356.76	104,002,127.86
Fund: Debt Service									

Inv # / Cusip	Issuer / Par Value	Fund / YTM	Purch Date / Mat Date	Interest Accrual / Interest Received	Beginning Book Value / Beginning Market Value	Purchases/ Additions	Redemptions	Change in Value	Ending Book Value / Ending Market Value
10018	TXPL	DS	09/01/2006	49,586.47	6,236,542.27	66,664,634.90	71,000,000.00	-4,335,365.10	1,901,177.17
999999993	1,901,177.17	4.355	/ /	49,586.47	6,236,542.27	66,664,634.90	71,000,000.00	-4,335,365.10	1,901,177.17
10019	TXPLPR	DS	09/01/2006	650,265.34	172,266,474.53	71,650,265.34	43,289,057.97	28,361,207.37	200,627,681.90
999999994	200,627,681.90	4.484	/ /	650,265.34	172,266,474.53	71,650,265.34	43,289,057.97	28,361,207.37	200,627,681.90
10116	WF	DS	11/01/2011	0.00	62,475.81	0.00	0.00	0.00	62,475.81
1112	62,475.81	0.000	/ /	0.00	62,475.81	0.00	0.00	0.00	62,475.81
10220	FIRST	DS	09/01/2016	0.00	0.00	0.00	0.00	0.00	0.00
63621	0.00	4.499	/ /	0.00	0.00	0.00	0.00	0.00	0.00
10422	EWB	DS	04/01/2020	0.00	0.00	0.00	0.00	0.00	0.00
8003152298	0.00	0.050	/ /	0.00	0.00	0.00	0.00	0.00	0.00
10459	FIDEL	DS	01/13/2023	0.00	0.01	0.00	0.00	0.00	0.01
FID DS MM	0.01	4.040	/ /	0.00	0.01	0.00	0.00	0.00	0.01
	Sub Totals For: Fund: Debt Service			699,851.81	178,565,492.62	138,314,900.24	114,289,057.97	24,025,842.27	202,591,334.89
				699,851.81	178,565,492.62	138,314,900.24	114,289,057.97	24,025,842.27	202,591,334.89
Fund: Escrow Sinking Fund									
10250	BOT	ESF	09/20/2016	98,616.23	28,117,839.36	98,616.23	0.00	98,616.23	28,216,455.59
JAG081829	28,216,455.59	4.090	/ /	98,616.23	28,117,839.36	98,616.23	0.00	98,616.23	28,216,455.59
	Sub Totals For: Fund: Escrow Sinking Fund			98,616.23	28,117,839.36	98,616.23	0.00	98,616.23	28,216,455.59
				98,616.23	28,117,839.36	98,616.23	0.00	98,616.23	28,216,455.59
Fund: 660- Surplus Propert									
10416	TXPL	F660	07/01/2019	12,748.31	3,829,574.78	12,748.31	110,231.91	-97,483.60	3,732,091.18
999999993	3,732,091.18	4.355	/ /	12,748.31	3,829,574.78	12,748.31	110,231.91	-97,483.60	3,732,091.18
10454	TXPLPR	F660	01/26/2023	74,937.12	21,781,579.15	74,937.12	0.00	74,937.12	21,856,516.27
999999994	21,856,516.27	4.484	/ /	74,937.12	21,781,579.15	74,937.12	0.00	74,937.12	21,856,516.27
	Sub Totals For: Fund: 660- Surplus Propert			87,685.43	25,611,153.93	87,685.43	110,231.91	-22,546.48	25,588,607.45
				87,685.43	25,611,153.93	87,685.43	110,231.91	-22,546.48	25,588,607.45
Fund: JEM Res-Sec 125									

Inv # / Cusip	Issuer / Par Value	Fund / YTM	Purch Date / Mat Date	Interest Accrual / Interest Received	Beginning Book Value / Beginning Market Value	Purchases/ Additions	Redemptions	Change in Value	Ending Book Value / Ending Market Value
10115	WF	JRS	11/01/2011	0.00	462,083.74	124,298.61	128,705.54	-4,406.93	457,676.81
1250	457,676.81	0.000	/ /	0.00	462,083.74	124,298.61	128,705.54	-4,406.93	457,676.81
	Sub Totals For: Fund: JEM Res-Sec 125			0.00	462,083.74	124,298.61	128,705.54	-4,406.93	457,676.81
				0.00	462,083.74	124,298.61	128,705.54	-4,406.93	457,676.81
Fund: Land Sales #660									
10472	FIDEL	LS0660	03/09/2023	0.00	0.58	0.00	0.00	0.00	0.58
FID LS 660	0.58	4.040	/ /	0.00	0.58	0.00	0.00	0.00	0.58
	Sub Totals For: Fund: Land Sales #660			0.00	0.58	0.00	0.00	0.00	0.58
				0.00	0.58	0.00	0.00	0.00	0.58
Fund: Maintenance & Operat									
10016	TXPL	OPER	09/01/2006	81,331.94	9,425,614.32	136,821,618.79	142,900,000.00	-6,078,381.21	3,347,233.11
999999993	3,347,233.11	4.355	/ /	81,331.94	9,425,614.32	136,821,618.79	142,900,000.00	-6,078,381.21	3,347,233.11
10017	TXPLPR	OPER	09/01/2006	1,020,384.52	227,113,065.94	116,020,384.52	18,500,000.00	97,520,384.52	324,633,450.46
999999994	324,633,450.46	4.484	/ /	1,020,384.52	227,113,065.94	116,020,384.52	18,500,000.00	97,520,384.52	324,633,450.46
10105	WF	OPER	06/01/2011	0.00	8,153,795.54	54,842,275.58	52,767,030.33	2,075,245.25	10,229,040.79
3173	10,229,040.79	0.000	/ /	0.00	8,153,795.54	54,842,275.58	52,767,030.33	2,075,245.25	10,229,040.79
10198	EWB	OPER	09/01/2016	0.00	0.00	0.00	0.00	0.00	0.00
72000240	0.00	0.050	/ /	0.00	0.00	0.00	0.00	0.00	0.00
10434	EWB	OPER	01/20/2021	0.00	0.00	0.00	0.00	0.00	0.00
EWB-41478	0.00	0.000	/ /	0.00	0.00	0.00	0.00	0.00	0.00
10437	WESTAS	OPER	06/23/2021	0.00	0.00	0.00	0.00	0.00	0.00
5015445380	0.00	3.050	/ /	0.00	0.00	0.00	0.00	0.00	0.00
10460	FIDEL	OPER	01/26/2023	0.00	0.01	0.00	0.00	0.00	0.01
FID GEN MM	0.01	4.040	/ /	0.00	0.01	0.00	0.00	0.00	0.01
10500	AMNATL	OPER	09/12/2024	39,582.16	10,198,394.46	39,582.16	0.00	39,582.16	10,237,976.62
AM NATL CD 6918	10,237,976.62	5.050	09/11/2025	39,582.16	10,198,394.46	39,582.16	0.00	39,582.16	10,237,976.62

Inv # / Cusip	Issuer / Par Value	Fund / YTM	Purch Date / Mat Date	Interest Accrual / Interest Received	Beginning Book Value / Beginning Market Value	Purchases/ Additions	Redemptions	Change in Value	Ending Book Value / Ending Market Value
10501	AMNATL	OPER	09/19/2024	33,965.61	10,162,181.76	33,965.61	0.00	33,965.61	10,196,147.37
AM NATL CD 5395	10,196,147.37	4.350	09/18/2025	33,965.61	10,162,181.76	33,965.61	0.00	33,965.61	10,196,147.37
10502	AMNATL	OPER	09/26/2024	31,164.46	10,141,254.55	31,164.46	0.00	31,164.46	10,172,419.01
AM NATL CD 5433	10,172,419.01	4.000	09/25/2025	31,164.46	10,141,254.55	31,164.46	0.00	31,164.46	10,172,419.01
10505	EWB	OPER	11/12/2024	179,612.37	52,647,151.09	179,612.37	0.00	179,612.37	52,826,763.46
EWB-7711-C	52,826,763.46	4.440	05/12/2025	179,612.37	52,647,151.09	179,612.37	0.00	179,612.37	52,826,763.46
1BA79321	WF	OPER	11/01/2017	0.00	0.00	0.00	0.00	0.00	0.00
3802	0.00	5.070	/ /	0.00	0.00	0.00	0.00	0.00	0.00
	Sub Totals For: Fund: Maintenance & Operat			1,386,041.06	327,841,457.67	307,968,603.49	214,167,030.33	93,801,573.16	421,643,030.83
				1,386,041.06	327,841,457.67	307,968,603.49	214,167,030.33	93,801,573.16	421,643,030.83
Fund: Worker's Compensatio									
10025	TXPLPR	WC	09/01/2006	13,488.56	3,920,642.49	13,488.56	0.00	13,488.56	3,934,131.05
999999994	3,934,131.05	4.484	/ /	13,488.56	3,920,642.49	13,488.56	0.00	13,488.56	3,934,131.05
10026	TXPL	WC	09/01/2006	1,382.71	432,022.66	1,382.71	30,000.00	-28,617.29	403,405.37
999999993	403,405.37	4.355	/ /	1,382.71	432,022.66	1,382.71	30,000.00	-28,617.29	403,405.37
10106	WF	WC	06/01/2011	0.00	54,508.85	30,000.00	79,492.18	-49,492.18	5,016.67
7958	5,016.67	0.000	/ /	0.00	54,508.85	30,000.00	79,492.18	-49,492.18	5,016.67
	Sub Totals For: Fund: Worker's Compensatio			14,871.27	4,407,174.00	44,871.27	109,492.18	-64,620.91	4,342,553.09
				14,871.27	4,407,174.00	44,871.27	109,492.18	-64,620.91	4,342,553.09
			Report Grand Totals:	4,437,085.48	1,181,258,273.89	448,261,848.58	332,164,570.02	116,134,975.81	1,297,393,249.70
				3,909,939.11	1,181,800,881.84	448,261,848.58	332,164,570.02	116,111,355.98	1,297,912,237.82

GLOSSARY	
PAR VALUE	The face value of investment.
MARKET VALUE	The face value multiplied by the market price. It is the last reported price from the report date.
BOOK VALUE	The cost of a bond, plus or minus adjustments for purchase discount or premium adjustments.
AMORTIZATION/ACCRETION	Amortization (accretion) is the process of reducing (increasing) the original cost of the investment on a daily basis in order to equal par value at maturity. Amortization calculations vary by investment type and the basis associated with the type of investment.
SECURITY TYPE DEFINITIONS	Security types are broad category of investments with similar characteristics and risk features such as agency securities, corporate bonds, municipal bonds, and money markets. Codes within the system are utilized to make calculations based on the underlying security. Security type labels are customizable.
FAC	Federal Agency Coupon Securities
PA1	Wells Fargo Bank Accounts
RR2	Money Market Accounts
RR4	Bank of Texas - Escrow Account
RR3/RR5	CD's Interest Monthly/Quarterly
RRP	Investment Pools
TRC	Treasury Coupon Securities
PURCHASE PRINCIPAL	The original cost of the bond. Par value multiplied by purchase price.
PREMIUM/DISCOUNT	A bond with price below 100 is discount. A bond with price above 100 is premium.
ADJUSTED INTEREST EARNINGS	Net between interest earned and amortization/accretion adjustments within a report period.
EFFECTIVE RATE OF RETURN	Interest earnings adjusted for amortization of premiums and accretion for discounts plus any realized gain or loss divided by the average daily balance of the portfolio divided by 365 and then multiplied by the actual days in the report period.
YIELD TO MATURITY	The yield of an investment as of the purchase date assuming that the bond is held to maturity.
YTM 360	The yield is based on a hypothetical year that has only 360 days.
YTM 365	The yield is based on a 365-day year.
REMAINING COST	The original cost of an investment taking into consideration any partial sales or redemptions for the par value that remains.
STATED RATE	Coupon rate (yield the bond paid on its issue date).
CURRENT RATE	A bond's annual return based on its annual coupon payments and current price (as opposed to its original price or face).
GASB 31	Establishes fair value standards for investments in (a) participating interest-earning investment contracts, (b) external investment pools, (c) open-end mutual funds, (d) debt securities, and (e) equity securities, option contracts, stock warrants, and stock rights that have readily determinable fair values.

Statement Disclosures

The information provided in this report was created by HUB Investment Partners utilizing data from your custodian that is considered reliable. HUB Investment Partners is relying on the information provided by your custodian; HUB Investment Partners has not audited or otherwise verified the accuracy of the methodology, calculations, or information in this report. As a result, the methodology, calculations, and information presented in the report are not guaranteed by HUB Investment Partners.

HUB Investment Partners is independent of your custodian.

You should consider the account statements received directly from your account custodian as the prevailing document for your account. Please review the information contained on this statement against the statement provided to you from the account custodian or product sponsor. The reported value on your account statement you received from the account custodian may differ from the reported value on this quarterly statement due to a variety of factors including the treatment of accrued income and dividends, rounding and other considerations. If there is any unexplained discrepancy between this statement and the account statement you received from the account custodian, please immediately contact HUB Investment Partners and/or your account custodian. Discrepancies should be reported to HUB Investment Partners via telephone at 512-600-5268.

The account portfolio or assets in the account are valued at the starting and ending points of the period. Cash flows are included in the calculation based on when they occurred during the period.

Performance data quoted represents past performance and does not guarantee future results. The investment return and principal of an investment will fluctuate so that an investor's shares when redeemed may be worth more or less than their original cost. All investments have investment risks such as fluctuation in investment principal including the complete loss of principal invested. The values represented in the report may not reflect the original cost of a client's initial investment. HUB Investment Partners standard reporting does not reflect reinvestment of dividends and other earnings in the performance numbers, unless the account holder specifically asks for inclusion of such earnings. Performance report calculations and figures should not be relied upon for tax purposes.

If you have any changes in your financial situation, risk tolerance, investment objectives or if you wish to impose or modify any reasonable restrictions on the management of your account(s), please contact HUB Investment Partners immediately. Also, please contact us if you would like a current copy of our Disclosure Document, which includes a description of the advisory services we offer.

This material is not intended to present an opinion on legal or tax matters. Please consult with your attorney or tax advisor and compare this document to your custodial statement for accuracy, as applicable.

REAL INNOVATION
LIMITLESS OPPORTUNITY
LEWISVILLE INDEPENDENT SCHOOL DISTRICT

Monthly Investment Report

February 28, 2025

The following reports are submitted in accordance with the Public Funds Investment Act (Texas Gov't Code 2256). The reports also offer supplemental information not required by the Act in order to fully inform the governing body of the Lewisville Independent School District of the position and activity within the District's portfolio of investments. The reports include a management summary overview, a detailed inventory report for the end of the period, and a transaction report, as well as graphic representation of the portfolio to provide full disclosure to the governing body.

Scott Wrehe — 3/19/25
Scott Wrehe, Chief Financial Officer, Lewisville ISD — Date

Sarah Curtis — 3-7-2025
Sarah Curtis, Director of Accounting, Lewisville ISD — Date

Claudia Orta — 3/24/25
Claudia Orta, Director of Budget, Lewisville ISD — Date

HUB

Lewisville Independent School District

Monthly Investment Report

January 1, 2025 - January 31, 2025

Portfolio Summary Management Report

LISD Operating Funds

Portfolio as of 12/31/24:		**Portfolio as of 01/31/25:**	
Beginning Book Value	$ 1,038,056,760	Ending Book Value	$ 1,181,258,274
Beginning Market Value	$ 1,038,756,310	Ending Market Value	$ 1,181,800,882
		Investment Income for the period	$ 4,216,177
		Unrealized Gain/Loss	$ 542,608
WAM at Beginning Period Date[1]	65	WAM at Ending Period Date[1]	49
		Change in Market Value [2]	$ 143,044,572

Average Yield to Maturity for period	**4.537%**
Average Yield 180-Day Treasury Bill for period	**4.301%**

[1] WAM - weighted average maturity based off all investments in portfolio

[2] "Change in Market Value" is required data, but will primarily reflect the receipt and expenditure of the District's funds from month to month.

HUB

Lewisville Independent School District

FIDELITY BOND INVESTMENT SUMMARY*

* See full investment report for current market values and additional information. Figures below are estimates.

Security Type	Settle Date	Maturity Date	Quantity (Par Value)	Annual Yield	Net Amount Invested	Estimated Interest Earned Over Life of Bond
Capital Project #655						
Treasury Bill	4/4/2024	06/30/25	49,630,000	4.96%	$50,027,449	$3,036,722
Treasury Bill	4/4/2024	09/30/25	49,900,000	4.88%	$50,014,983	$3,632,529
Treasury Bill	4/4/2024	12/15/25	50,000,000	4.81%	$49,948,354	$4,034,559
				TOTALS	**$149,990,786**	**$10,703,810**

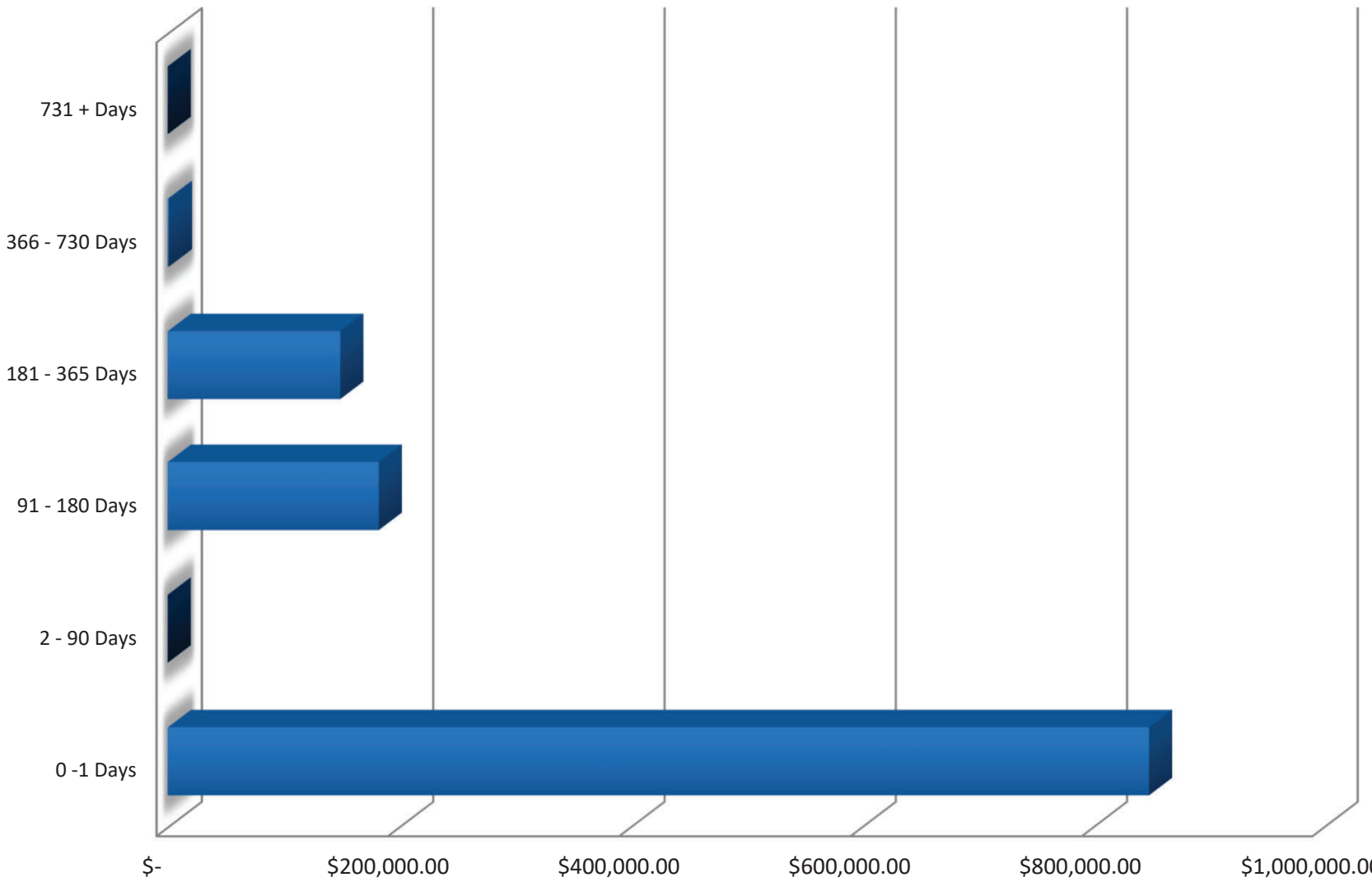

	0 -1 Days	2 - 90 Days	91 - 180 Days	181 - 365 Days	366 - 730 Days	731 + Days
Series1	$848,585.29	$-	$182,507.10	$149,165.89	$1,000.00	$-

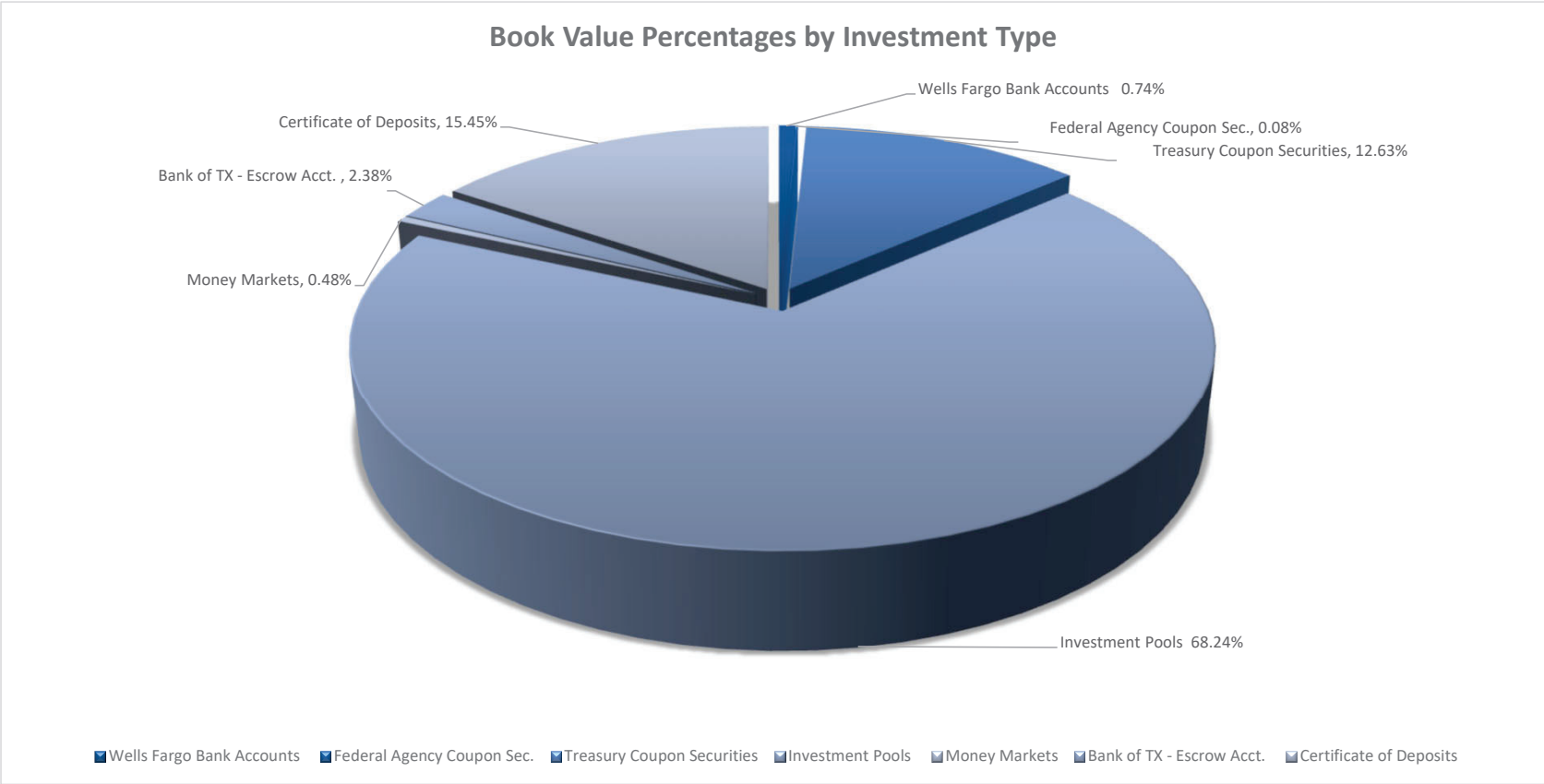
Book Value Percentages by Investment Type
Wells Fargo Bank Accounts 0.74%
Federal Agency Coupon Sec., 0.08%
Treasury Coupon Securities, 12.63%
Certificate of Deposits, 15.45%
Bank of TX - Escrow Acct. , 2.38%
Money Markets, 0.48%
Investment Pools 68.24%
Wells Fargo Bank Accounts
Federal Agency Coupon Sec.
Treasury Coupon Securities
Investment Pools
Money Markets
Bank of TX - Escrow Acct.
Certificate of Deposits

Lewisville ISD
Portfolio Management
Portfolio Summary
January 31, 2025

HUB Investment Partners LLC
900 S Capital of Texas Hwy
350
Austin, TX 78746
(512)600-5200

Investments	Par Value	Market Value	Book Value	% of Portfolio	Term	Days to Maturity	YTM 365 Equiv.
Wells Fargo Bank Accounts	8,732,863.94	8,732,863.94	8,732,863.94	0.74	1	1	0.000
Federal Agency Coupon Securities	1,000,000.00	998,391.98	1,000,000.00	0.08	729	629	4.600
Treasury Coupon Securities	149,530,000.00	149,710,103.90	149,165,887.93	12.63	539	236	4.883
Investment Pools	806,057,442.07	806,057,442.07	806,057,442.07	68.24	1	1	4.519
Money Markets	5,677,139.90	5,677,139.90	5,677,139.90	0.48	1	1	4.080
Bank of Texas - Escrow Account	28,117,839.36	28,117,839.36	28,117,839.36	2.38	1	1	4.126
CD's - Monthly Interest	182,507,100.69	182,507,100.69	182,507,100.69	15.45	266	115	4.628
Investments	**1,181,622,385.96**	**1,181,800,881.84**	**1,181,258,273.89**	**100.00%**	**110**	**49**	**4.537**
Cash and Accrued Interest							
Accrued Interest at Purchase		0.00	0.00				
Ending Accrued Interest		1,328,982.94	1,328,982.94				
Subtotal		1,328,982.94	1,328,982.94				
Total Cash and Investments Value	**1,181,622,385.96**	**1,183,129,864.78**	**1,182,587,256.83**		**110**	**49**	**4.537**

Total Earnings	January 31 Month Ending	Fiscal Year To Date
Current Year	4,216,176.69	18,816,107.70
Average Daily Balance	**1,042,696,358.96**	**930,451,232.02**
Effective Rate of Return	**4.76%**	**4.82%**

_'

Reporting period 01/01/2025-01/31/2025
Data Updated: SET_LSD: 02/06/2025 09:50
Run Date: 02/06/2025 - 09:50

Portfolio LISD
AP
PM (PRF_PM1) 7.3.11
Report Ver. 7.3.11

Lewisville ISD
Texas Compliance Change in Val Report
Sorted by Fund
January 1, 2025 - January 31, 2025

HUB Investment Partners LLC
900 S Capital of Texas Hwy
350
Austin, TX 78746
(512)600-5200

Inv # / Cusip	Issuer / Par Value	Fund / YTM	Purch Date / Mat Date	Interest Accrual / Interest Received	Beginning Book Value / Beginning Market Value	Purchases/ Additions	Redemptions	Change in Value	Ending Book Value / Ending Market Value
Fund: Capital Project #645									
10152	TXPL	CP0645	03/28/2013	0.00	0.00	0.00	0.00	0.00	0.00
999999993	0.00	0.000	/ /	0.00	0.00	0.00	0.00	0.00	0.00
	Sub Totals For: Fund: Capital Project #645			0.00	0.00	0.00	0.00	0.00	0.00
				0.00	0.00	0.00	0.00	0.00	0.00
Fund: Capital Project #646									
10181	TXPL	CP0646	11/01/2013	0.00	0.00	0.00	0.00	0.00	0.00
999999993	0.00	0.000	/ /	0.00	0.00	0.00	0.00	0.00	0.00
	Sub Totals For: Fund: Capital Project #646			0.00	0.00	0.00	0.00	0.00	0.00
				0.00	0.00	0.00	0.00	0.00	0.00
Fund: Capital Project #647									
10213	TXPL	CP0647	10/01/2014	0.00	0.00	0.00	0.00	0.00	0.00
999999993	0.00	0.000	/ /	0.00	0.00	0.00	0.00	0.00	0.00
10236	EWB	CP0647	09/01/2016	0.00	0.00	0.00	0.00	0.00	0.00
72000257A	0.00	0.000	/ /	0.00	0.00	0.00	0.00	0.00	0.00
	Sub Totals For: Fund: Capital Project #647			0.00	0.00	0.00	0.00	0.00	0.00
				0.00	0.00	0.00	0.00	0.00	0.00
Fund: Capital Project #650									
10107	WF	CP0650	12/01/2017	0.00	0.00	0.00	0.00	0.00	0.00
1BB56050	0.00	5.270	/ /	0.00	0.00	0.00	0.00	0.00	0.00
10259	TXPL	CP0650	08/08/2017	8,887.08	2,519,760.23	8,887.08	496,961.63	-488,074.55	2,031,685.68
999999993	2,031,685.68	4.391	/ /	8,887.08	2,519,760.23	8,887.08	496,961.63	-488,074.55	2,031,685.68
10396	NEXB	CP0650	11/30/2017	0.00	0.00	0.00	0.00	0.00	0.00
1514256	0.00	0.990	/ /	0.00	0.00	0.00	0.00	0.00	0.00

Inv # / Cusip	Issuer / Par Value	Fund / YTM	Purch Date / Mat Date	Interest Accrual / Interest Received	Beginning Book Value / Beginning Market Value	Purchases/ Additions	Redemptions	Change in Value	Ending Book Value / Ending Market Value
	Sub Totals For: Fund: Capital Project #650			8,887.08	2,519,760.23	8,887.08	496,961.63	-488,074.55	2,031,685.68
				8,887.08	2,519,760.23	8,887.08	496,961.63	-488,074.55	2,031,685.68
Fund: Capital Project #651									
10410	TXPL	CP0651	08/07/2018	10,508.06	2,911,459.72	10,508.06	211,981.68	-201,473.62	2,709,986.10
999999993	2,709,986.10	4.391	/ /	10,508.06	2,911,459.72	10,508.06	211,981.68	-201,473.62	2,709,986.10
	Sub Totals For: Fund: Capital Project #651			10,508.06	2,911,459.72	10,508.06	211,981.68	-201,473.62	2,709,986.10
				10,508.06	2,911,459.72	10,508.06	211,981.68	-201,473.62	2,709,986.10
Fund: Capital Project #652									
10417	TXPL	CP0652	08/01/2019	12,227.64	3,280,005.33	12,227.64	14,674.07	-2,446.43	3,277,558.90
200035	3,277,558.90	4.391	/ /	12,227.64	3,280,005.33	12,227.64	14,674.07	-2,446.43	3,277,558.90
	Sub Totals For: Fund: Capital Project #652			12,227.64	3,280,005.33	12,227.64	14,674.07	-2,446.43	3,277,558.90
				12,227.64	3,280,005.33	12,227.64	14,674.07	-2,446.43	3,277,558.90
Fund: Capital Project #653									
10428	TXPL	CP0653	07/01/2020	0.00	0.00	0.00	0.00	0.00	0.00
999999993	0.00	0.000	/ /	0.00	0.00	0.00	0.00	0.00	0.00
10455	TXPLPR	CP0653	01/26/2023	99,495.77	26,226,237.06	99,495.77	992,262.67	-892,766.90	25,333,470.16
999999994	25,333,470.16	4.520	/ /	99,495.77	26,226,237.06	99,495.77	992,262.67	-892,766.90	25,333,470.16
10471	FIDEL	CP0653	03/09/2023	0.22	63.54	0.22	0.00	0.22	63.76
FID CAP PR 653	63.76	4.080	/ /	0.22	63.54	0.22	0.00	0.22	63.76
	Sub Totals For: Fund: Capital Project #653			99,495.99	26,226,300.60	99,495.99	992,262.67	-892,766.68	25,333,533.92
				99,495.99	26,226,300.60	99,495.99	992,262.67	-892,766.68	25,333,533.92
Fund: Capital Project #655									
10484	TXPLPR	CP0655	02/01/2024	861,588.13	224,615,287.39	861,588.13	681,029.55	180,558.58	224,795,845.97
999999995	224,795,845.97	4.520	/ /	861,588.13	224,615,287.39	861,588.13	681,029.55	180,558.58	224,795,845.97
10485	EWB	CP0655	03/21/2024	181,810.05	41,640,503.23	181,810.05	0.00	181,810.05	41,822,313.28
EWB-1557	41,822,313.28	5.130	03/21/2025	181,810.05	41,640,503.23	181,810.05	0.00	181,810.05	41,822,313.28

Inv # / Cusip	Issuer / Par Value	Fund / YTM	Purch Date / Mat Date	Interest Accrual / Interest Received	Beginning Book Value / Beginning Market Value	Purchases/ Additions	Redemptions	Change in Value	Ending Book Value / Ending Market Value
10490	AMNATL	CP0655	03/07/2024	44,338.17	10,419,489.98	44,338.17	0.00	44,338.17	10,463,828.15
AM NATL CD 6191	10,463,828.15	5.000	03/06/2025	44,338.17	10,419,489.98	44,338.17	0.00	44,338.17	10,463,828.15
10492	USTR	CP0655	04/04/2024	196,566.33	49,549,716.07	0.00	0.00	13,826.68	49,563,542.75
91282CHL8	49,630,000.00	4.961	06/30/2025	0.00	49,749,608.30	0.00	0.00	-58,563.40	49,691,044.90
10493	USTR	CP0655	04/04/2024	212,486.26	49,943,867.37	0.00	0.00	-4,999.59	49,938,867.78
91282CJB8	49,900,000.00	4.875	09/30/2025	0.00	50,160,478.00	0.00	0.00	-40,419.00	50,120,059.00
10494	USTR	CP0655	04/04/2024	170,329.67	49,630,568.25	0.00	0.00	32,909.15	49,663,477.40
91282CGA3	50,000,000.00	4.813	12/15/2025	0.00	49,915,500.00	0.00	0.00	-16,500.00	49,899,000.00
10496	FIDEL	CP0655	04/01/2024	19,941.99	5,657,133.55	19,941.99	0.00	19,941.99	5,677,075.54
FID CAP PR 655	5,677,075.54	4.080	/ /	19,941.99	5,657,133.55	19,941.99	0.00	19,941.99	5,677,075.54
10499	AMNATL	CP0655	09/05/2024	22,169.13	5,209,744.70	22,169.13	0.00	22,169.13	5,231,913.83
AM NATL CD 4858	5,231,913.83	5.000	03/06/2025	22,169.13	5,209,744.70	22,169.13	0.00	22,169.13	5,231,913.83
10507	EWB	CP0655	12/23/2024	153,930.59	41,686,132.98	153,930.59	0.00	153,930.59	41,840,063.57
EWB-5817-1	41,840,063.57	4.340	06/30/2025	153,930.59	41,686,132.98	153,930.59	0.00	153,930.59	41,840,063.57
	Sub Totals For: Fund: Capital Project #655			1,863,160.32	478,352,443.52	1,283,778.06	681,029.55	644,484.75	478,996,928.27
				1,283,778.06	479,053,878.13	1,283,778.06	681,029.55	487,266.11	479,541,144.24
Fund: Captial Project #661									
10498	TXPLPR	CP0661	07/23/2024	7,178.80	1,870,718.38	7,178.80	4,542.40	2,636.40	1,873,354.78
999999994	1,873,354.78	4.520	/ /	7,178.80	1,870,718.38	7,178.80	4,542.40	2,636.40	1,873,354.78
10503	FHLB	CP0661	10/24/2024	3,833.33	1,000,000.00	0.00	0.00	0.00	1,000,000.00
3134HAUD3	1,000,000.00	4.600	10/23/2026	0.00	998,115.11	0.00	0.00	276.87	998,391.98
10506	TXCLAS	CP0661	11/13/2024	389,111.68	100,640,912.66	389,111.68	0.00	389,111.68	101,030,024.34
TX-0001	101,030,024.34	4.541	/ /	389,111.68	100,640,912.66	389,111.68	0.00	389,111.68	101,030,024.34
	Sub Totals For: Fund: Captial Project #661			400,123.81	103,511,631.04	396,290.48	4,542.40	391,748.08	103,903,379.12
				396,290.48	103,509,746.15	396,290.48	4,542.40	392,024.95	103,901,771.10
Fund: Debt Service									

Inv # / Cusip	Issuer / Par Value	Fund / YTM	Purch Date / Mat Date	Interest Accrual / Interest Received	Beginning Book Value / Beginning Market Value	Purchases/ Additions	Redemptions	Change in Value	Ending Book Value / Ending Market Value
10018	TXPL	DS	09/01/2006	31,368.80	7,687,285.92	58,549,256.35	60,000,000.00	-1,450,743.65	6,236,542.27
999999993	6,236,542.27	4.391	/ /	31,368.80	7,687,285.92	58,549,256.35	60,000,000.00	-1,450,743.65	6,236,542.27
10019	TXPLPR	DS	09/01/2006	517,815.05	111,748,659.48	60,517,815.05	0.00	60,517,815.05	172,266,474.53
999999994	172,266,474.53	4.520	/ /	517,815.05	111,748,659.48	60,517,815.05	0.00	60,517,815.05	172,266,474.53
10116	WF	DS	11/01/2011	0.00	62,975.81	0.00	500.00	-500.00	62,475.81
1112	62,475.81	0.000	/ /	0.00	62,975.81	0.00	500.00	-500.00	62,475.81
10220	FIRST	DS	09/01/2016	0.00	0.00	0.00	0.00	0.00	0.00
63621	0.00	4.499	/ /	0.00	0.00	0.00	0.00	0.00	0.00
10422	EWB	DS	04/01/2020	0.00	0.00	0.00	0.00	0.00	0.00
8003152298	0.00	0.050	/ /	0.00	0.00	0.00	0.00	0.00	0.00
10459	FIDEL	DS	01/13/2023	0.00	0.01	0.00	0.00	0.00	0.01
FID DS MM	0.01	4.190	/ /	0.00	0.01	0.00	0.00	0.00	0.01
	Sub Totals For: Fund: Debt Service			549,183.85	119,498,921.22	119,067,071.40	60,000,500.00	59,066,571.40	178,565,492.62
				549,183.85	119,498,921.22	119,067,071.40	60,000,500.00	59,066,571.40	178,565,492.62
Fund: Escrow Sinking Fund									
10250	BOT	ESF	09/20/2016	102,448.06	28,015,391.30	102,448.06	0.00	102,448.06	28,117,839.36
JAG081829	28,117,839.36	4.126	/ /	102,448.06	28,015,391.30	102,448.06	0.00	102,448.06	28,117,839.36
	Sub Totals For: Fund: Escrow Sinking Fund			102,448.06	28,015,391.30	102,448.06	0.00	102,448.06	28,117,839.36
				102,448.06	28,015,391.30	102,448.06	0.00	102,448.06	28,117,839.36
Fund: 660- Surplus Propert									
10416	TXPL	F660	07/01/2019	14,791.63	3,988,000.43	14,791.63	173,217.28	-158,425.65	3,829,574.78
999999993	3,829,574.78	4.391	/ /	14,791.63	3,988,000.43	14,791.63	173,217.28	-158,425.65	3,829,574.78
10454	TXPLPR	F660	01/26/2023	83,308.78	21,698,270.37	83,308.78	0.00	83,308.78	21,781,579.15
999999994	21,781,579.15	4.520	/ /	83,308.78	21,698,270.37	83,308.78	0.00	83,308.78	21,781,579.15
	Sub Totals For: Fund: 660- Surplus Propert			98,100.41	25,686,270.80	98,100.41	173,217.28	-75,116.87	25,611,153.93
				98,100.41	25,686,270.80	98,100.41	173,217.28	-75,116.87	25,611,153.93
Fund: JEM Res-Sec 125									

Inv # / Cusip	Issuer / Par Value	Fund / YTM	Purch Date / Mat Date	Interest Accrual / Interest Received	Beginning Book Value / Beginning Market Value	Purchases/ Additions	Redemptions	Change in Value	Ending Book Value / Ending Market Value
10115	WF	JRS	11/01/2011	0.00	490,865.46	125,211.89	153,993.61	-28,781.72	462,083.74
1250	462,083.74	0.000	/ /	0.00	490,865.46	125,211.89	153,993.61	-28,781.72	462,083.74
	Sub Totals For: Fund: JEM Res-Sec 125			0.00	490,865.46	125,211.89	153,993.61	-28,781.72	462,083.74
				0.00	490,865.46	125,211.89	153,993.61	-28,781.72	462,083.74
Fund: Land Sales #660									
10472	FIDEL	LS0660	03/09/2023	0.00	0.58	0.00	0.00	0.00	0.58
FID LS 660	0.58	4.190	/ /	0.00	0.58	0.00	0.00	0.00	0.58
	Sub Totals For: Fund: Land Sales #660			0.00	0.58	0.00	0.00	0.00	0.58
				0.00	0.58	0.00	0.00	0.00	0.58
Fund: Maintenance & Operat									
10016	TXPL	OPER	09/01/2006	64,263.09	10,120,682.98	121,004,931.34	121,700,000.00	-695,068.66	9,425,614.32
999999993	9,425,614.32	4.391	/ /	64,263.09	10,120,682.98	121,004,931.34	121,700,000.00	-695,068.66	9,425,614.32
10017	TXPLPR	OPER	09/01/2006	635,251.53	142,577,814.41	95,635,251.53	11,100,000.00	84,535,251.53	227,113,065.94
999999994	227,113,065.94	4.520	/ /	635,251.53	142,577,814.41	95,635,251.53	11,100,000.00	84,535,251.53	227,113,065.94
10105	WF	OPER	06/01/2011	0.00	7,367,855.66	42,764,804.96	41,978,865.08	785,939.88	8,153,795.54
3173	8,153,795.54	0.000	/ /	0.00	7,367,855.66	42,764,804.96	41,978,865.08	785,939.88	8,153,795.54
10198	EWB	OPER	09/01/2016	0.00	0.00	0.00	0.00	0.00	0.00
72000240	0.00	0.050	/ /	0.00	0.00	0.00	0.00	0.00	0.00
10434	EWB	OPER	01/20/2021	0.00	0.00	0.00	0.00	0.00	0.00
EWB-41478	0.00	0.000	/ /	0.00	0.00	0.00	0.00	0.00	0.00
10437	WESTAS	OPER	06/23/2021	0.00	0.00	0.00	0.00	0.00	0.00
5015445380	0.00	3.050	/ /	0.00	0.00	0.00	0.00	0.00	0.00
10460	FIDEL	OPER	01/26/2023	0.00	0.01	0.00	0.00	0.00	0.01
FID GEN MM	0.01	4.190	/ /	0.00	0.01	0.00	0.00	0.00	0.01
10500	AMNATL	OPER	09/12/2024	43,644.59	10,154,749.87	43,644.59	0.00	43,644.59	10,198,394.46
AM NATL CD 6918	10,198,394.46	5.050	09/11/2025	43,644.59	10,154,749.87	43,644.59	0.00	43,644.59	10,198,394.46

Inv # / Cusip	Issuer / Par Value	Fund / YTM	Purch Date / Mat Date	Interest Accrual / Interest Received	Beginning Book Value / Beginning Market Value	Purchases/ Additions	Redemptions	Change in Value	Ending Book Value / Ending Market Value
10501	AMNATL	OPER	09/19/2024	37,473.00	10,124,708.76	37,473.00	0.00	37,473.00	10,162,181.76
AM NATL CD 5395	10,162,181.76	4.350	09/18/2025	37,473.00	10,124,708.76	37,473.00	0.00	37,473.00	10,162,181.76
10502	AMNATL	OPER	09/26/2024	34,391.99	10,106,862.56	34,391.99	0.00	34,391.99	10,141,254.55
AM NATL CD 5433	10,141,254.55	4.000	09/25/2025	34,391.99	10,106,862.56	34,391.99	0.00	34,391.99	10,141,254.55
10505	EWB	OPER	11/12/2024	198,144.30	52,449,006.79	198,144.30	0.00	198,144.30	52,647,151.09
EWB-7711-C	52,647,151.09	4.440	05/12/2025	198,144.30	52,449,006.79	198,144.30	0.00	198,144.30	52,647,151.09
1BA79321	WF	OPER	11/01/2017	0.00	0.00	0.00	0.00	0.00	0.00
3802	0.00	5.070	/ /	0.00	0.00	0.00	0.00	0.00	0.00
	Sub Totals For: Fund: Maintenance & Operat			1,013,168.50	242,901,681.04	259,718,641.71	174,778,865.08	84,939,776.63	327,841,457.67
				1,013,168.50	242,901,681.04	259,718,641.71	174,778,865.08	84,939,776.63	327,841,457.67
Fund: Worker's Compensatio									
10025	TXPLPR	WC	09/01/2006	14,995.43	3,905,647.06	14,995.43	0.00	14,995.43	3,920,642.49
999999994	3,920,642.49	4.520	/ /	14,995.43	3,905,647.06	14,995.43	0.00	14,995.43	3,920,642.49
10026	TXPL	WC	09/01/2006	2,141.30	756,056.59	2,141.30	326,175.23	-324,033.93	432,022.66
999999993	432,022.66	4.391	/ /	2,141.30	756,056.59	2,141.30	326,175.23	-324,033.93	432,022.66
10106	WF	WC	06/01/2011	0.00	325.85	326,175.23	271,992.23	54,183.00	54,508.85
7958	54,508.85	0.000	/ /	0.00	325.85	326,175.23	271,992.23	54,183.00	54,508.85
	Sub Totals For: Fund: Worker's Compensatio			17,136.73	4,662,029.50	343,311.96	598,167.46	-254,855.50	4,407,174.00
				17,136.73	4,662,029.50	343,311.96	598,167.46	-254,855.50	4,407,174.00
			Report Grand Totals:	4,174,440.45	1,038,056,760.34	381,265,972.74	238,106,195.43	143,201,513.55	1,181,258,273.89
				3,591,224.86	1,038,756,310.06	381,265,972.74	238,106,195.43	143,044,571.78	1,181,800,881.84

GLOSSARY	
PAR VALUE	The face value of investment.
MARKET VALUE	The face value multiplied by the market price. It is the last reported price from the report date.
BOOK VALUE	The cost of a bond, plus or minus adjustments for purchase discount or premium adjustments.
AMORTIZATION/ACCRETION	Amortization (accretion) is the process of reducing (increasing) the original cost of the investment on a daily basis in order to equal par value at maturity. Amortization calculations vary by investment type and the basis associated with the type of investment.
SECURITY TYPE DEFINITIONS	Security types are broad category of investments with similar characteristics and risk features such as agency securities, corporate bonds, municipal bonds, and money markets. Codes within the system are utilized to make calculations based on the underlying security. Security type labels are customizable.
FAC	Federal Agency Coupon Securities
PA1	Wells Fargo Bank Accounts
RR2	Money Market Accounts
RR4	Bank of Texas - Escrow Account
RR3/RR5	CD's Interest Monthly/Quarterly
RRP	Investment Pools
TRC	Treasury Coupon Securities
PURCHASE PRINCIPAL	The original cost of the bond. Par value multiplied by purchase price.
PREMIUM/DISCOUNT	A bond with price below 100 is discount. A bond with price above 100 is premium.
ADJUSTED INTEREST EARNINGS	Net between interest earned and amortization/accretion adjustments within a report period.
EFFECTIVE RATE OF RETURN	Interest earnings adjusted for amortization of premiums and accretion for discounts plus any realized gain or loss divided by the average daily balance of the portfolio divided by 365 and then multiplied by the actual days in the report period.
YIELD TO MATURITY	The yield of an investment as of the purchase date assuming that the bond is held to maturity.
YTM 360	The yield is based on a hypothetical year that has only 360 days.
YTM 365	The yield is based on a 365-day year.
REMAINING COST	The original cost of an investment taking into consideration any partial sales or redemptions for the par value that remains.
STATED RATE	Coupon rate (yield the bond paid on its issue date).
CURRENT RATE	A bond's annual return based on its annual coupon payments and current price (as opposed to its original price or face).
GASB 31	Establishes fair value standards for investments in (a) participating interest-earning investment contracts, (b) external investment pools, (c) open-end mutual funds, (d) debt securities, and (e) equity securities, option contracts, stock warrants, and stock rights that have readily determinable fair values.

Statement Disclosures

The information provided in this report was created by HUB Investment Partners utilizing data from your custodian that is considered reliable. HUB Investment Partners is relying on the information provided by your custodian; HUB Investment Partners has not audited or otherwise verified the accuracy of the methodology, calculations, or information in this report. As a result, the methodology, calculations, and information presented in the report are not guaranteed by HUB Investment Partners.

HUB Investment Partners is independent of your custodian.

You should consider the account statements received directly from your account custodian as the prevailing document for your account. Please review the information contained on this statement against the statement provided to you from the account custodian or product sponsor. The reported value on your account statement you received from the account custodian may differ from the reported value on this quarterly statement due to a variety of factors including the treatment of accrued income and dividends, rounding and other considerations. If there is any unexplained discrepancy between this statement and the account statement you received from the account custodian, please immediately contact HUB Investment Partners and/or your account custodian. Discrepancies should be reported to HUB Investment Partners via telephone at 512-600-5268.

The account portfolio or assets in the account are valued at the starting and ending points of the period. Cash flows are included in the calculation based on when they occurred during the period.

Performance data quoted represents past performance and does not guarantee future results. The investment return and principal of an investment will fluctuate so that an investor's shares when redeemed may be worth more or less than their original cost. All investments have investment risks such as fluctuation in investment principal including the complete loss of principal invested. The values represented in the report may not reflect the original cost of a client's initial investment. HUB Investment Partners standard reporting does not reflect reinvestment of dividends and other earnings in the performance numbers, unless the account holder specifically asks for inclusion of such earnings. Performance report calculations and figures should not be relied upon for tax purposes.

If you have any changes in your financial situation, risk tolerance, investment objectives or if you wish to impose or modify any reasonable restrictions on the management of your account(s), please contact HUB Investment Partners immediately. Also, please contact us if you would like a current copy of our Disclosure Document, which includes a description of the advisory services we offer.

This material is not intended to present an opinion on legal or tax matters. Please consult with your attorney or tax advisor and compare this document to your custodial statement for accuracy, as applicable.

REAL INNOVATION
LIMITLESS OPPORTUNITY
LEWISVILLE INDEPENDENT SCHOOL DISTRICT

Monthly Investment Report

January 31, 2025

The following reports are submitted in accordance with the Public Funds Investment Act (Texas Gov't Code 2256). The reports also offer supplemental information not required by the Act in order to fully inform the governing body of the Lewisville Independent School District of the position and activity within the District's portfolio of investments. The reports include a management summary overview, a detailed inventory report for the end of the period, and a transaction report, as well as graphic representation of the portfolio to provide full disclosure to the governing body.

Scott Wrehe, Chief Financial Officer, Lewisville ISD — Date: 2/13/25

Sarah Curtis, Director of Accounting, Lewisville ISD — Date: 2/10/25

Claudia Orta, Director of Budget, Lewisville ISD — Date: 2/11/25.

HUB

Lewisville Independent School District

Monthly Investment Report

December 1, 2024 - December 31, 2024

Portfolio Summary Management Report

LISD Operating Funds

Portfolio as of 11/30/24:			**Portfolio as of 12/31/24:**		
Beginning Book Value	$	848,127,435	Ending Book Value	$	1,038,056,760
Beginning Market Value	$	848,678,354	Ending Market Value	$	1,038,756,310
			Investment Income for the period	$	3,583,317
			Unrealized Gain/Loss	$	699,550
WAM at Beginning Period Date[1]		82	WAM at Ending Period Date[1]		65
			Change in Market Value [2]	$	190,077,956

Average Yield to Maturity for period	**4.663%**
Average Yield 180-Day Treasury Bill for period	**4.336%**

[1] WAM - weighted average maturity based off all investments in portfolio

[2] "Change in Market Value" is required data, but will primarily reflect the receipt and expenditure of the District's funds from month to month.

HUB

Lewisville Independent School District

FIDELITY BOND INVESTMENT SUMMARY*

* See full investment report for current market values and additional information. Figures below are estimates.

Security Type	Settle Date	Maturity Date	Quantity (Par Value)	Annual Yield	Net Amount Invested	Estimated Interest Earned Over Life of Bond
Capital Project #655						
Treasury Bill	4/4/2024	06/30/25	49,630,000	4.96%	$50,027,449	$3,036,722
Treasury Bill	4/4/2024	09/30/25	49,900,000	4.88%	$50,014,983	$3,632,529
Treasury Bill	4/4/2024	12/15/25	50,000,000	4.81%	$49,948,354	$4,034,559
				TOTALS	**$149,990,786**	**$10,703,810**

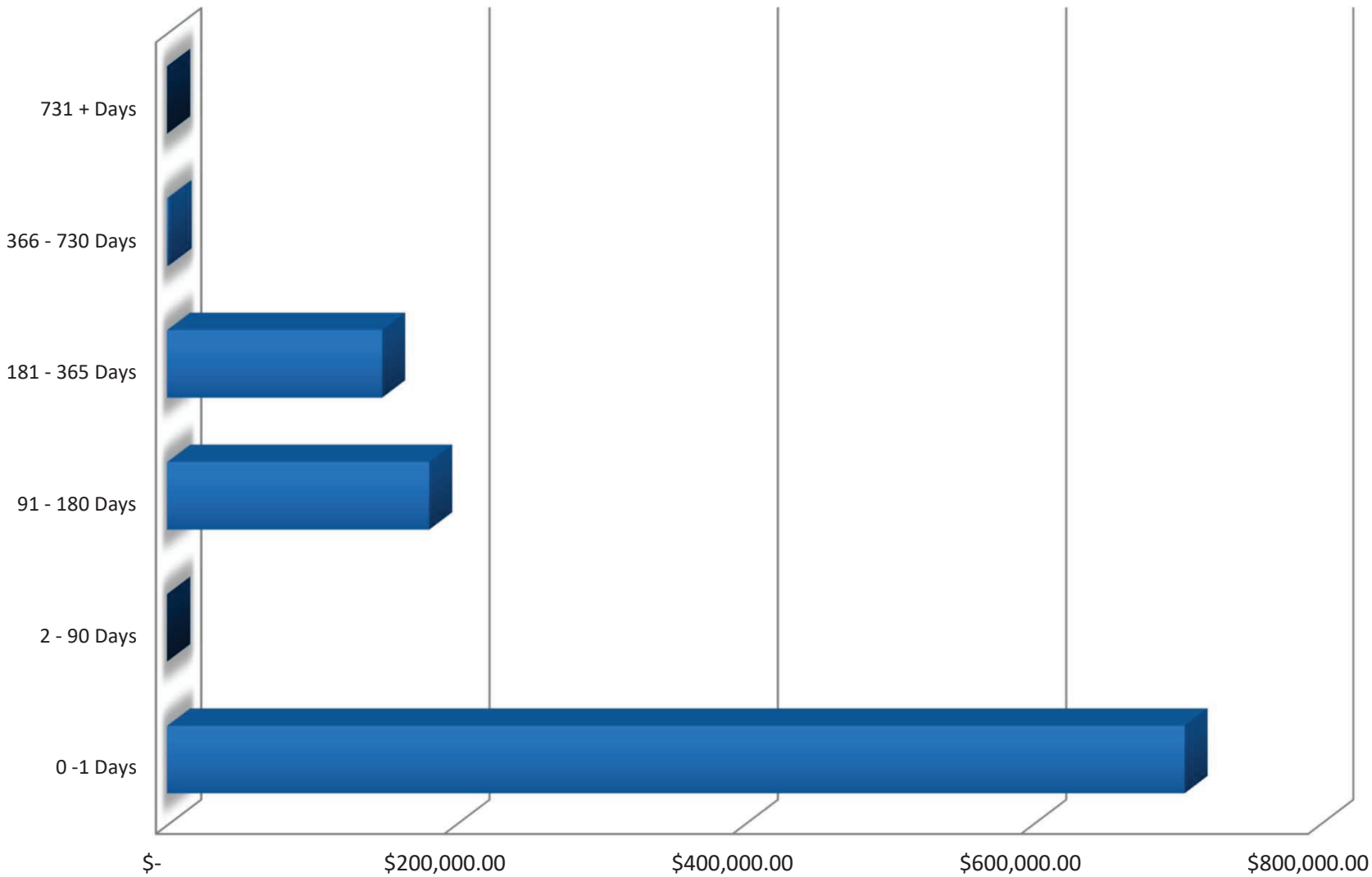

	0 -1 Days	2 - 90 Days	91 - 180 Days	181 - 365 Days	366 - 730 Days	731 + Days
Series1	$706,141.41	$-	$181,791.20	$149,124.15	$1,000.00	$-

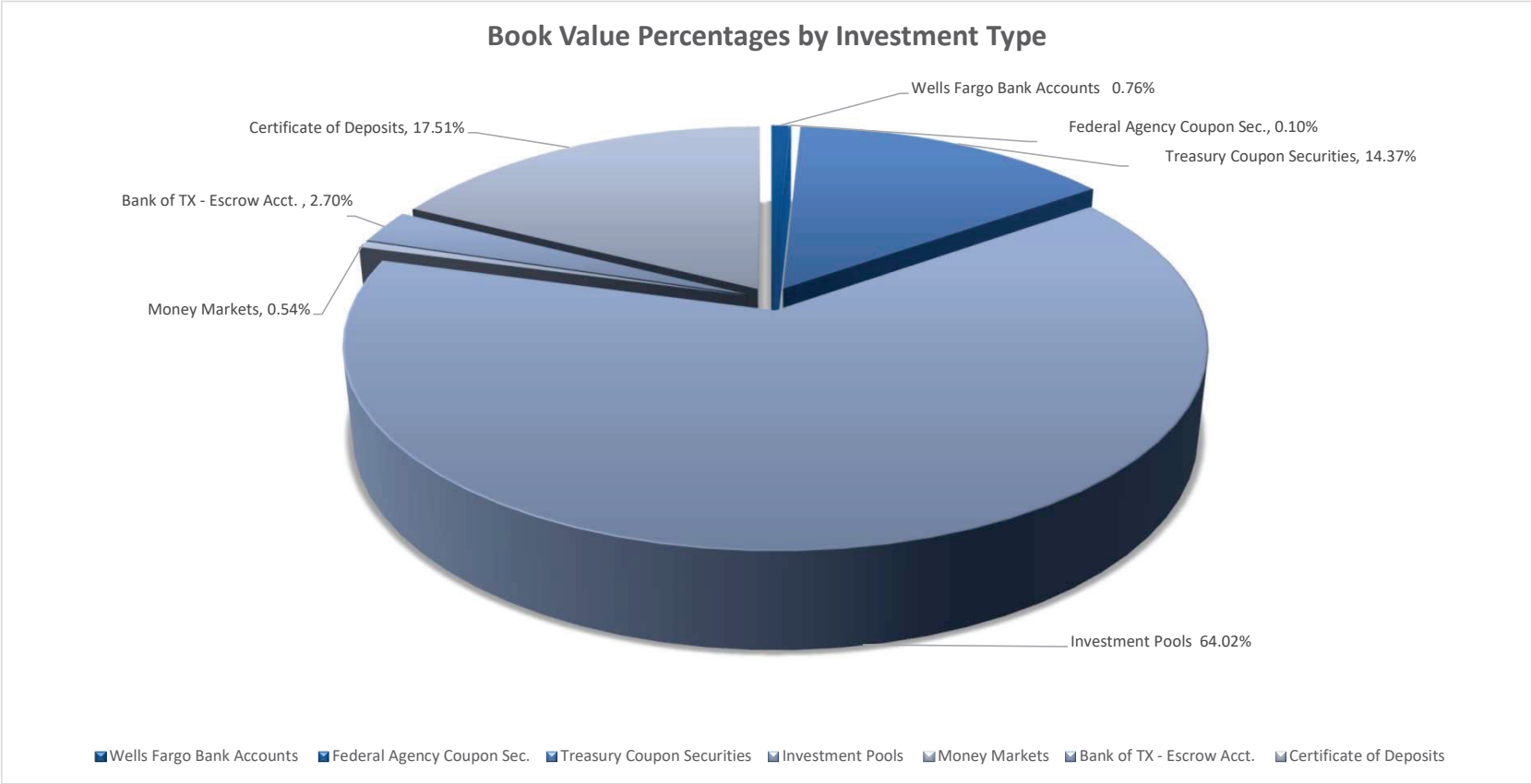
Book Value Percentages by Investment Type
Wells Fargo Bank Accounts 0.76%
Federal Agency Coupon Sec., 0.10%
Treasury Coupon Securities, 14.37%
Certificate of Deposits, 17.51%
Bank of TX - Escrow Acct. , 2.70%
Money Markets, 0.54%
Investment Pools 64.02%
Wells Fargo Bank Accounts
Federal Agency Coupon Sec.
Treasury Coupon Securities
Investment Pools
Money Markets
Bank of TX - Escrow Acct.
Certificate of Deposits

Lewisville ISD
Portfolio Management
Portfolio Summary
December 31, 2024

HUB Investment Partners LLC
900 S Capital of Texas Hwy
350
Austin, TX 78746
(512)600-5200

Investments	Par Value	Market Value	Book Value	% of Portfolio	Term	Days to Maturity	YTM 365 Equiv.
Wells Fargo Bank Accounts	7,922,022.78	7,922,022.78	7,922,022.78	0.76	1	1	0.000
Federal Agency Coupon Securities	1,000,000.00	998,115.11	1,000,000.00	0.10	729	660	4.600
Treasury Coupon Securities	149,530,000.00	149,825,586.30	149,124,151.69	14.37	539	267	4.883
Investment Pools	664,546,798.01	664,546,798.01	664,546,798.01	64.02	1	1	4.696
Money Markets	5,657,197.69	5,657,197.69	5,657,197.69	0.54	1	1	4.190
Bank of Texas - Escrow Account	28,015,391.30	28,015,391.30	28,015,391.30	2.70	1	1	4.360
CD's - Monthly Interest	181,791,198.87	181,791,198.87	181,791,198.87	17.51	266	146	4.628
Investments	**1,038,462,608.65**	**1,038,756,310.06**	**1,038,056,760.34**	**100.00%**	**125**	**65**	**4.663**
Cash and Accrued Interest							
Accrued Interest at Purchase		0.00	0.00				
Ending Accrued Interest		745,767.35	745,767.35				
Subtotal		745,767.35	745,767.35				
Total Cash and Investments Value	**1,038,462,608.65**	**1,039,502,077.41**	**1,038,802,527.69**		**125**	**65**	**4.663**

Total Earnings	December 31 Month Ending	Fiscal Year To Date
Current Year	3,583,317.46	14,599,931.01
Average Daily Balance	**854,312,938.33**	**901,929,929.28**
Effective Rate of Return	**4.94%**	**4.84%**

_'

Reporting period 12/01/2024-12/31/2024
Data Updated: SET_LSD: 01/08/2025 17:59
Run Date: 01/08/2025 - 17:59

Portfolio LISD
AP
PM (PRF_PM1) 7.3.11
Report Ver. 7.3.11

Lewisville ISD
Texas Compliance Change in Val Report
Sorted by Fund
December 1, 2024 - December 31, 2024

HUB Investment Partners LLC
900 S Capital of Texas Hwy
350
Austin, TX 78746
(512)600-5200

Inv # / Cusip	Issuer / Par Value	Fund / YTM	Purch Date / Mat Date	Interest Accrual / Interest Received	Beginning Book Value / Beginning Market Value	Purchases/ Additions	Redemptions	Change in Value	Ending Book Value / Ending Market Value
Fund: Capital Project #645									
10152	TXPL	CP0645	03/28/2013	0.00	0.00	0.00	0.00	0.00	0.00
999999993	0.00	0.000	/ /	0.00	0.00	0.00	0.00	0.00	0.00
	Sub Totals For: Fund: Capital Project #645			0.00	0.00	0.00	0.00	0.00	0.00
				0.00	0.00	0.00	0.00	0.00	0.00
Fund: Capital Project #646									
10181	TXPL	CP0646	11/01/2013	0.00	0.00	0.00	0.00	0.00	0.00
999999993	0.00	0.000	/ /	0.00	0.00	0.00	0.00	0.00	0.00
	Sub Totals For: Fund: Capital Project #646			0.00	0.00	0.00	0.00	0.00	0.00
				0.00	0.00	0.00	0.00	0.00	0.00
Fund: Capital Project #647									
10213	TXPL	CP0647	10/01/2014	0.00	0.00	0.00	0.00	0.00	0.00
999999993	0.00	0.000	/ /	0.00	0.00	0.00	0.00	0.00	0.00
10236	EWB	CP0647	09/01/2016	0.00	0.00	0.00	0.00	0.00	0.00
72000257A	0.00	0.000	/ /	0.00	0.00	0.00	0.00	0.00	0.00
	Sub Totals For: Fund: Capital Project #647			0.00	0.00	0.00	0.00	0.00	0.00
				0.00	0.00	0.00	0.00	0.00	0.00
Fund: Capital Project #650									
10107	WF	CP0650	12/01/2017	0.00	0.00	0.00	0.00	0.00	0.00
1BB56050	0.00	5.270	/ /	0.00	0.00	0.00	0.00	0.00	0.00
10259	TXPL	CP0650	08/08/2017	9,777.69	2,532,743.43	9,777.69	22,760.89	-12,983.20	2,519,760.23
999999993	2,519,760.23	4.561	/ /	9,777.69	2,532,743.43	9,777.69	22,760.89	-12,983.20	2,519,760.23
10396	NEXB	CP0650	11/30/2017	0.00	0.00	0.00	0.00	0.00	0.00
1514256	0.00	0.990	/ /	0.00	0.00	0.00	0.00	0.00	0.00

Inv # / Cusip	Issuer / Par Value	Fund / YTM	Purch Date / Mat Date	Interest Accrual / Interest Received	Beginning Book Value / Beginning Market Value	Purchases/ Additions	Redemptions	Change in Value	Ending Book Value / Ending Market Value
	Sub Totals For: Fund: Capital Project #650			9,777.69	2,532,743.43	9,777.69	22,760.89	-12,983.20	2,519,760.23
				9,777.69	2,532,743.43	9,777.69	22,760.89	-12,983.20	2,519,760.23
Fund: Capital Project #651									
10410	TXPL	CP0651	08/07/2018	11,248.69	2,915,872.38	11,248.69	15,661.35	-4,412.66	2,911,459.72
999999993	2,911,459.72	4.561	/ /	11,248.69	2,915,872.38	11,248.69	15,661.35	-4,412.66	2,911,459.72
	Sub Totals For: Fund: Capital Project #651			11,248.69	2,915,872.38	11,248.69	15,661.35	-4,412.66	2,911,459.72
				11,248.69	2,915,872.38	11,248.69	15,661.35	-4,412.66	2,911,459.72
Fund: Capital Project #652									
10417	TXPL	CP0652	08/01/2019	12,668.83	3,273,386.77	12,668.83	6,050.27	6,618.56	3,280,005.33
200035	3,280,005.33	4.561	/ /	12,668.83	3,273,386.77	12,668.83	6,050.27	6,618.56	3,280,005.33
	Sub Totals For: Fund: Capital Project #652			12,668.83	3,273,386.77	12,668.83	6,050.27	6,618.56	3,280,005.33
				12,668.83	3,273,386.77	12,668.83	6,050.27	6,618.56	3,280,005.33
Fund: Capital Project #653									
10428	TXPL	CP0653	07/01/2020	0.00	0.00	0.00	0.00	0.00	0.00
999999993	0.00	0.000	/ /	0.00	0.00	0.00	0.00	0.00	0.00
10455	TXPLPR	CP0653	01/26/2023	107,901.53	28,977,951.69	107,901.53	2,859,616.16	-2,751,714.63	26,226,237.06
999999994	26,226,237.06	4.694	/ /	107,901.53	28,977,951.69	107,901.53	2,859,616.16	-2,751,714.63	26,226,237.06
10471	FIDEL	CP0653	03/09/2023	0.23	63.31	0.23	0.00	0.23	63.54
FID CAP PR 653	63.54	4.190	/ /	0.23	63.31	0.23	0.00	0.23	63.54
	Sub Totals For: Fund: Capital Project #653			107,901.76	28,978,015.00	107,901.76	2,859,616.16	-2,751,714.40	26,226,300.60
				107,901.76	28,978,015.00	107,901.76	2,859,616.16	-2,751,714.40	26,226,300.60
Fund: Capital Project #655									
10484	TXPLPR	CP0655	02/01/2024	902,603.94	228,827,224.58	902,603.94	5,114,541.13	-4,211,937.19	224,615,287.39
999999995	224,615,287.39	4.694	/ /	902,603.94	228,827,224.58	902,603.94	5,114,541.13	-4,211,937.19	224,615,287.39
10485	EWB	CP0655	03/21/2024	181,019.68	41,459,483.55	181,019.68	0.00	181,019.68	41,640,503.23
EWB-1557	41,640,503.23	5.130	03/21/2025	181,019.68	41,459,483.55	181,019.68	0.00	181,019.68	41,640,503.23

Inv # / Cusip	Issuer / Par Value	Fund / YTM	Purch Date / Mat Date	Interest Accrual / Interest Received	Beginning Book Value / Beginning Market Value	Purchases/ Additions	Redemptions	Change in Value	Ending Book Value / Ending Market Value
10487	EWB	CP0655	03/21/2024	132,802.93	41,508,746.69	132,802.93	41,641,549.62	-41,508,746.69	0.00
EWB-5817	0.00	5.300	12/23/2024	132,802.93	41,508,746.69	132,802.93	41,641,549.62	-41,508,746.69	0.00
10490	AMNATL	CP0655	03/07/2024	44,150.12	10,375,339.86	44,150.12	0.00	44,150.12	10,419,489.98
AM NATL CD 6191	10,419,489.98	5.000	03/06/2025	44,150.12	10,375,339.86	44,150.12	0.00	44,150.12	10,419,489.98
10492	USTR	CP0655	04/04/2024	193,464.83	49,535,889.39	0.00	0.00	13,826.68	49,549,716.07
91282CHL8	49,630,000.00	4.961	06/30/2025	1,147,693.75	49,685,089.30	0.00	0.00	64,519.00	49,749,608.30
10493	USTR	CP0655	04/04/2024	212,486.26	49,948,866.96	0.00	0.00	-4,999.59	49,943,867.37
91282CJB8	49,900,000.00	4.875	09/30/2025	0.00	50,127,544.00	0.00	0.00	32,934.00	50,160,478.00
10494	USTR	CP0655	04/04/2024	169,909.32	49,597,659.10	0.00	0.00	32,909.15	49,630,568.25
91282CGA3	50,000,000.00	4.813	12/15/2025	1,000,000.00	49,821,500.00	0.00	0.00	94,000.00	49,915,500.00
10496	FIDEL	CP0655	04/01/2024	14,886.11	3,494,553.69	2,162,579.86	0.00	2,162,579.86	5,657,133.55
FID CAP PR 655	5,657,133.55	4.190	/ /	14,886.11	3,494,553.69	2,162,579.86	0.00	2,162,579.86	5,657,133.55
10499	AMNATL	CP0655	09/05/2024	22,075.08	5,187,669.62	22,075.08	0.00	22,075.08	5,209,744.70
AM NATL CD 4858	5,209,744.70	5.000	03/06/2025	22,075.08	5,187,669.62	22,075.08	0.00	22,075.08	5,209,744.70
10507	EWB	CP0655	12/23/2024	44,583.36	0.00	41,686,132.98	0.00	41,686,132.98	41,686,132.98
EWB-5817-1	41,686,132.98	4.340	06/30/2025	44,583.36	0.00	41,686,132.98	0.00	41,686,132.98	41,686,132.98
	Sub Totals For: Fund: Capital Project #655			1,917,981.63	479,935,433.44	45,131,364.59	46,756,090.75	-1,582,989.92	478,352,443.52
				3,489,814.97	480,487,151.29	45,131,364.59	46,756,090.75	-1,433,273.16	479,053,878.13
Fund: Captial Project #661									
10498	TXPLPR	CP0661	07/23/2024	8,817.74	2,451,491.59	8,817.74	589,590.95	-580,773.21	1,870,718.38
999999994	1,870,718.38	4.694	/ /	8,817.74	2,451,491.59	8,817.74	589,590.95	-580,773.21	1,870,718.38
10503	FHLB	CP0661	10/24/2024	3,833.33	1,000,000.00	0.00	0.00	0.00	1,000,000.00
3134HAUD3	1,000,000.00	4.600	10/23/2026	0.00	999,201.11	0.00	0.00	-1,086.00	998,115.11
10506	TXCLAS	CP0661	11/13/2024	403,731.00	100,237,181.66	403,731.00	0.00	403,731.00	100,640,912.66
TX-0001	100,640,912.66	4.746	/ /	403,731.00	100,237,181.66	403,731.00	0.00	403,731.00	100,640,912.66
	Sub Totals For: Fund: Captial Project #661			416,382.07	103,688,673.25	412,548.74	589,590.95	-177,042.21	103,511,631.04
				412,548.74	103,687,874.36	412,548.74	589,590.95	-178,128.21	103,509,746.15

Inv # / Cusip	Issuer / Par Value	Fund / YTM	Purch Date / Mat Date	Interest Accrual / Interest Received	Beginning Book Value / Beginning Market Value	Purchases/ Additions	Redemptions	Change in Value	Ending Book Value / Ending Market Value
Fund: Debt Service									
10018	TXPL	DS	09/01/2006	30,641.80	5,764,685.27	77,035,485.65	75,112,885.00	1,922,600.65	7,687,285.92
999999993	7,687,285.92	4.561	/ /	30,641.80	5,764,685.27	77,035,485.65	75,112,885.00	1,922,600.65	7,687,285.92
10019	TXPLPR	DS	09/01/2006	232,926.58	36,515,732.90	75,232,926.58	0.00	75,232,926.58	111,748,659.48
999999994	111,748,659.48	4.694	/ /	232,926.58	36,515,732.90	75,232,926.58	0.00	75,232,926.58	111,748,659.48
10116	WF	DS	11/01/2011	0.00	62,975.81	0.00	0.00	0.00	62,975.81
1112	62,975.81	0.000	/ /	0.00	62,975.81	0.00	0.00	0.00	62,975.81
10220	FIRST	DS	09/01/2016	0.00	0.00	0.00	0.00	0.00	0.00
63621	0.00	4.499	/ /	0.00	0.00	0.00	0.00	0.00	0.00
10422	EWB	DS	04/01/2020	0.00	0.00	0.00	0.00	0.00	0.00
8003152298	0.00	0.050	/ /	0.00	0.00	0.00	0.00	0.00	0.00
10459	FIDEL	DS	01/13/2023	0.00	0.01	0.00	0.00	0.00	0.01
FID DS MM	0.01	4.190	/ /	0.00	0.01	0.00	0.00	0.00	0.01
	Sub Totals For: Fund: Debt Service			263,568.38	42,343,393.99	152,268,412.23	75,112,885.00	77,155,527.23	119,498,921.22
				263,568.38	42,343,393.99	152,268,412.23	75,112,885.00	77,155,527.23	119,498,921.22
Fund: Escrow Sinking Fund									
10250	BOT	ESF	09/20/2016	102,136.56	27,913,254.74	102,136.56	0.00	102,136.56	28,015,391.30
JAG081829	28,015,391.30	4.360	/ /	102,136.56	27,913,254.74	102,136.56	0.00	102,136.56	28,015,391.30
	Sub Totals For: Fund: Escrow Sinking Fund			102,136.56	27,913,254.74	102,136.56	0.00	102,136.56	28,015,391.30
				102,136.56	27,913,254.74	102,136.56	0.00	102,136.56	28,015,391.30
Fund: 660- Surplus Propert									
10416	TXPL	F660	07/01/2019	15,388.86	3,972,611.57	15,388.86	0.00	15,388.86	3,988,000.43
999999993	3,988,000.43	4.561	/ /	15,388.86	3,972,611.57	15,388.86	0.00	15,388.86	3,988,000.43
10454	TXPLPR	F660	01/26/2023	86,174.01	21,612,096.36	86,174.01	0.00	86,174.01	21,698,270.37
999999994	21,698,270.37	4.694	/ /	86,174.01	21,612,096.36	86,174.01	0.00	86,174.01	21,698,270.37
	Sub Totals For: Fund: 660- Surplus Propert			101,562.87	25,584,707.93	101,562.87	0.00	101,562.87	25,686,270.80
				101,562.87	25,584,707.93	101,562.87	0.00	101,562.87	25,686,270.80

Inv # / Cusip	Issuer / Par Value	Fund / YTM	Purch Date / Mat Date	Interest Accrual / Interest Received	Beginning Book Value / Beginning Market Value	Purchases/ Additions	Redemptions	Change in Value	Ending Book Value / Ending Market Value
Fund: JEM Res-Sec 125									
10115	WF	JRS	11/01/2011	0.00	552,664.10	126,378.55	188,177.19	-61,798.64	490,865.46
1250	490,865.46	0.000	/ /	0.00	552,664.10	126,378.55	188,177.19	-61,798.64	490,865.46
	Sub Totals For: Fund: JEM Res-Sec 125			0.00	552,664.10	126,378.55	188,177.19	-61,798.64	490,865.46
				0.00	552,664.10	126,378.55	188,177.19	-61,798.64	490,865.46
Fund: Land Sales #660									
10472	FIDEL	LS0660	03/09/2023	0.00	0.58	0.00	0.00	0.00	0.58
FID LS 660	0.58	4.190	/ /	0.00	0.58	0.00	0.00	0.00	0.58
	Sub Totals For: Fund: Land Sales #660			0.00	0.58	0.00	0.00	0.00	0.58
				0.00	0.58	0.00	0.00	0.00	0.58
Fund: Maintenance & Operat									
10016	TXPL	OPER	09/01/2006	43,253.33	6,019,434.40	165,122,385.61	161,021,137.03	4,101,248.58	10,120,682.98
999999993	10,120,682.98	4.561	/ /	43,253.33	6,019,434.40	165,122,385.61	161,021,137.03	4,101,248.58	10,120,682.98
10017	TXPLPR	OPER	09/01/2006	224,337.01	30,353,477.40	134,224,337.01	22,000,000.00	112,224,337.01	142,577,814.41
999999994	142,577,814.41	4.694	/ /	224,337.01	30,353,477.40	134,224,337.01	22,000,000.00	112,224,337.01	142,577,814.41
10105	WF	OPER	06/01/2011	0.00	7,085,676.62	60,703,135.12	60,420,956.08	282,179.04	7,367,855.66
3173	7,367,855.66	0.000	/ /	0.00	7,085,676.62	60,703,135.12	60,420,956.08	282,179.04	7,367,855.66
10198	EWB	OPER	09/01/2016	0.00	0.00	0.00	0.00	0.00	0.00
72000240	0.00	0.050	/ /	0.00	0.00	0.00	0.00	0.00	0.00
10434	EWB	OPER	01/20/2021	0.00	0.00	0.00	0.00	0.00	0.00
EWB-41478	0.00	0.000	/ /	0.00	0.00	0.00	0.00	0.00	0.00
10437	WESTAS	OPER	06/23/2021	0.00	0.00	0.00	0.00	0.00	0.00
5015445380	0.00	3.050	/ /	0.00	0.00	0.00	0.00	0.00	0.00
10460	FIDEL	OPER	01/26/2023	0.00	0.01	0.00	0.00	0.00	0.01
FID GEN MM	0.01	4.190	/ /	0.00	0.01	0.00	0.00	0.00	0.01
10500	AMNATL	OPER	09/12/2024	43,457.75	10,111,292.12	43,457.75	0.00	43,457.75	10,154,749.87
AM NATL CD 6918	10,154,749.87	5.050	09/11/2025	43,457.75	10,111,292.12	43,457.75	0.00	43,457.75	10,154,749.87

Inv # / Cusip	Issuer / Par Value	Fund / YTM	Purch Date / Mat Date	Interest Accrual / Interest Received	Beginning Book Value / Beginning Market Value	Purchases/ Additions	Redemptions	Change in Value	Ending Book Value / Ending Market Value
10501	AMNATL	OPER	09/19/2024	37,334.64	10,087,374.12	37,334.64	0.00	37,334.64	10,124,708.76
AM NATL CD 5395	10,124,708.76	4.350	09/18/2025	37,334.64	10,087,374.12	37,334.64	0.00	37,334.64	10,124,708.76
10502	AMNATL	OPER	09/26/2024	34,275.67	10,072,586.89	34,275.67	0.00	34,275.67	10,106,862.56
AM NATL CD 5433	10,106,862.56	4.000	09/25/2025	34,275.67	10,072,586.89	34,275.67	0.00	34,275.67	10,106,862.56
10505	EWB	OPER	11/12/2024	197,398.56	52,251,608.23	197,398.56	0.00	197,398.56	52,449,006.79
EWB-7711-C	52,449,006.79	4.440	05/12/2025	197,398.56	52,251,608.23	197,398.56	0.00	197,398.56	52,449,006.79
1BA79321	WF	OPER	11/01/2017	0.00	0.00	0.00	0.00	0.00	0.00
3802	0.00	5.070	/ /	0.00	0.00	0.00	0.00	0.00	0.00
	Sub Totals For: Fund: Maintenance & Operat			580,056.96	125,981,449.79	360,362,324.36	243,442,093.11	116,920,231.25	242,901,681.04
				580,056.96	125,981,449.79	360,362,324.36	243,442,093.11	116,920,231.25	242,901,681.04
Fund: Worker's Compensatio									
10025	TXPLPR	WC	09/01/2006	15,511.13	3,890,135.93	15,511.13	0.00	15,511.13	3,905,647.06
999999994	3,905,647.06	4.694	/ /	15,511.13	3,890,135.93	15,511.13	0.00	15,511.13	3,905,647.06
10026	TXPL	WC	09/01/2006	2,784.65	537,378.08	323,921.68	105,243.17	218,678.51	756,056.59
999999993	756,056.59	4.561	/ /	2,784.65	537,378.08	323,921.68	105,243.17	218,678.51	756,056.59
10106	WF	WC	06/01/2011	0.00	325.85	105,243.17	105,243.17	0.00	325.85
7958	325.85	0.000	/ /	0.00	325.85	105,243.17	105,243.17	0.00	325.85
	Sub Totals For: Fund: Worker's Compensatio			18,295.78	4,427,839.86	444,675.98	210,486.34	234,189.64	4,662,029.50
				18,295.78	4,427,839.86	444,675.98	210,486.34	234,189.64	4,662,029.50
			Report Grand Totals:	3,541,581.22	848,127,435.26	559,091,000.85	369,203,412.01	189,929,325.08	1,038,056,760.34
				5,109,581.23	848,678,354.22	559,091,000.85	369,203,412.01	190,077,955.84	1,038,756,310.06

GLOSSARY	
PAR VALUE	The face value of investment.
MARKET VALUE	The face value multiplied by the market price. It is the last reported price from the report date.
BOOK VALUE	The cost of a bond, plus or minus adjustments for purchase discount or premium adjustments.
AMORTIZATION/ACCRETION	Amortization (accretion) is the process of reducing (increasing) the original cost of the investment on a daily basis in order to equal par value at maturity. Amortization calculations vary by investment type and the basis associated with the type of investment.
SECURITY TYPE DEFINITIONS	Security types are broad category of investments with similar characteristics and risk features such as agency securities, corporate bonds, municipal bonds, and money markets. Codes within the system are utilized to make calculations based on the underlying security. Security type labels are customizable.
FAC	Federal Agency Coupon Securities
PA1	Wells Fargo Bank Accounts
RR2	Money Market Accounts
RR4	Bank of Texas - Escrow Account
RR3/RR5	CD's Interest Monthly/Quarterly
RRP	Investment Pools
TRC	Treasury Coupon Securities
PURCHASE PRINCIPAL	The original cost of the bond. Par value multiplied by purchase price.
PREMIUM/DISCOUNT	A bond with price below 100 is discount. A bond with price above 100 is premium.
ADJUSTED INTEREST EARNINGS	Net between interest earned and amortization/accretion adjustments within a report period.
EFFECTIVE RATE OF RETURN	Interest earnings adjusted for amortization of premiums and accretion for discounts plus any realized gain or loss divided by the average daily balance of the portfolio divided by 365 and then multiplied by the actual days in the report period.
YIELD TO MATURITY	The yield of an investment as of the purchase date assuming that the bond is held to maturity.
YTM 360	The yield is based on a hypothetical year that has only 360 days.
YTM 365	The yield is based on a 365-day year.
REMAINING COST	The original cost of an investment taking into consideration any partial sales or redemptions for the par value that remains.
STATED RATE	Coupon rate (yield the bond paid on its issue date).
CURRENT RATE	A bond's annual return based on its annual coupon payments and current price (as opposed to its original price or face).
GASB 31	Establishes fair value standards for investments in (a) participating interest-earning investment contracts, (b) external investment pools, (c) open-end mutual funds, (d) debt securities, and (e) equity securities, option contracts, stock warrants, and stock rights that have readily determinable fair values.

Statement Disclosures

The information provided in this report was created by HUB Investment Partners utilizing data from your custodian that is considered reliable. HUB Investment Partners is relying on the information provided by your custodian; HUB Investment Partners has not audited or otherwise verified the accuracy of the methodology, calculations, or information in this report. As a result, the methodology, calculations, and information presented in the report are not guaranteed by HUB Investment Partners.

HUB Investment Partners is independent of your custodian.

You should consider the account statements received directly from your account custodian as the prevailing document for your account. Please review the information contained on this statement against the statement provided to you from the account custodian or product sponsor. The reported value on your account statement you received from the account custodian may differ from the reported value on this quarterly statement due to a variety of factors including the treatment of accrued income and dividends, rounding and other considerations. If there is any unexplained discrepancy between this statement and the account statement you received from the account custodian, please immediately contact HUB Investment Partners and/or your account custodian. Discrepancies should be reported to HUB Investment Partners via telephone at 512-600-5268.

The account portfolio or assets in the account are valued at the starting and ending points of the period. Cash flows are included in the calculation based on when they occurred during the period.

Performance data quoted represents past performance and does not guarantee future results. The investment return and principal of an investment will fluctuate so that an investor's shares when redeemed may be worth more or less than their original cost. All investments have investment risks such as fluctuation in investment principal including the complete loss of principal invested. The values represented in the report may not reflect the original cost of a client's initial investment. HUB Investment Partners standard reporting does not reflect reinvestment of dividends and other earnings in the performance numbers, unless the account holder specifically asks for inclusion of such earnings. Performance report calculations and figures should not be relied upon for tax purposes.

If you have any changes in your financial situation, risk tolerance, investment objectives or if you wish to impose or modify any reasonable restrictions on the management of your account(s), please contact HUB Investment Partners immediately. Also, please contact us if you would like a current copy of our Disclosure Document, which includes a description of the advisory services we offer.

This material is not intended to present an opinion on legal or tax matters. Please consult with your attorney or tax advisor and compare this document to your custodial statement for accuracy, as applicable.

REAL INNOVATION
LIMITLESS OPPORTUNITY
LEWISVILLE INDEPENDENT SCHOOL DISTRICT

Monthly Investment Report

December 31, 2024

The following reports are submitted in accordance with the Public Funds Investment Act (Texas Gov't Code 2256). The reports also offer supplemental information not required by the Act in order to fully inform the governing body of the Lewisville Independent School District of the position and activity within the District's portfolio of investments. The reports include a management summary overview, a detailed inventory report for the end of the period, and a transaction report, as well as graphic representation of the portfolio to provide full disclosure to the governing body.

Scott Wrehe — 1-13-25
Scott Wrehe, Chief Financial Officer, Lewisville ISD — Date

Sarah Curtis — 1-13-25
Sarah Curtis, Director of Accounting, Lewisville ISD — Date

Claudia Orta — 1/13/25
Claudia Orta, Director of Budget, Lewisville ISD — Date

HUB

Lewisville Independent School District

Monthly Investment Report

November 1, 2024 - November 30, 2024

Portfolio Summary Management Report

LISD Operating Funds

Portfolio as of 10/31/24:			**Portfolio as of 11/30/24:**		
Beginning Book Value	$	868,397,568	Ending Book Value	$	848,127,435
Beginning Market Value	$	869,072,149	Ending Market Value	$	848,678,354
			Investment Income for the period	$	3,393,836
			Unrealized Gain/Loss	$	550,919
WAM at Beginning Period Date[1]		81	WAM at Ending Period Date[1]		82
			Change in Market Value [2]	$	(20,393,795)

Average Yield to Maturity for period	**4.788%**
Average Yield 180-Day Treasury Bill for period	**4.465%**

[1] WAM - weighted average maturity based off all investments in portfolio

[2] "Change in Market Value" is required data, but will primarily reflect the receipt and expenditure of the District's funds from month to month.

HUB

Lewisville Independent School District

FIDELITY BOND INVESTMENT SUMMARY*

* See full investment report for current market values and additional information. Figures below are estimates.

Security Type	Settle Date	Maturity Date	Quantity (Par Value)	Annual Yield	Net Amount Invested	Estimated Interest Earned Over Life of Bond
Capital Project #655						
Treasury Bill	4/4/2024	06/30/25	49,630,000	4.96%	$50,027,449	$3,036,722
Treasury Bill	4/4/2024	09/30/25	49,900,000	4.88%	$50,014,983	$3,632,529
Treasury Bill	4/4/2024	12/15/25	50,000,000	4.81%	$49,948,354	$4,034,559
				TOTALS	**$149,990,786**	**$10,703,810**

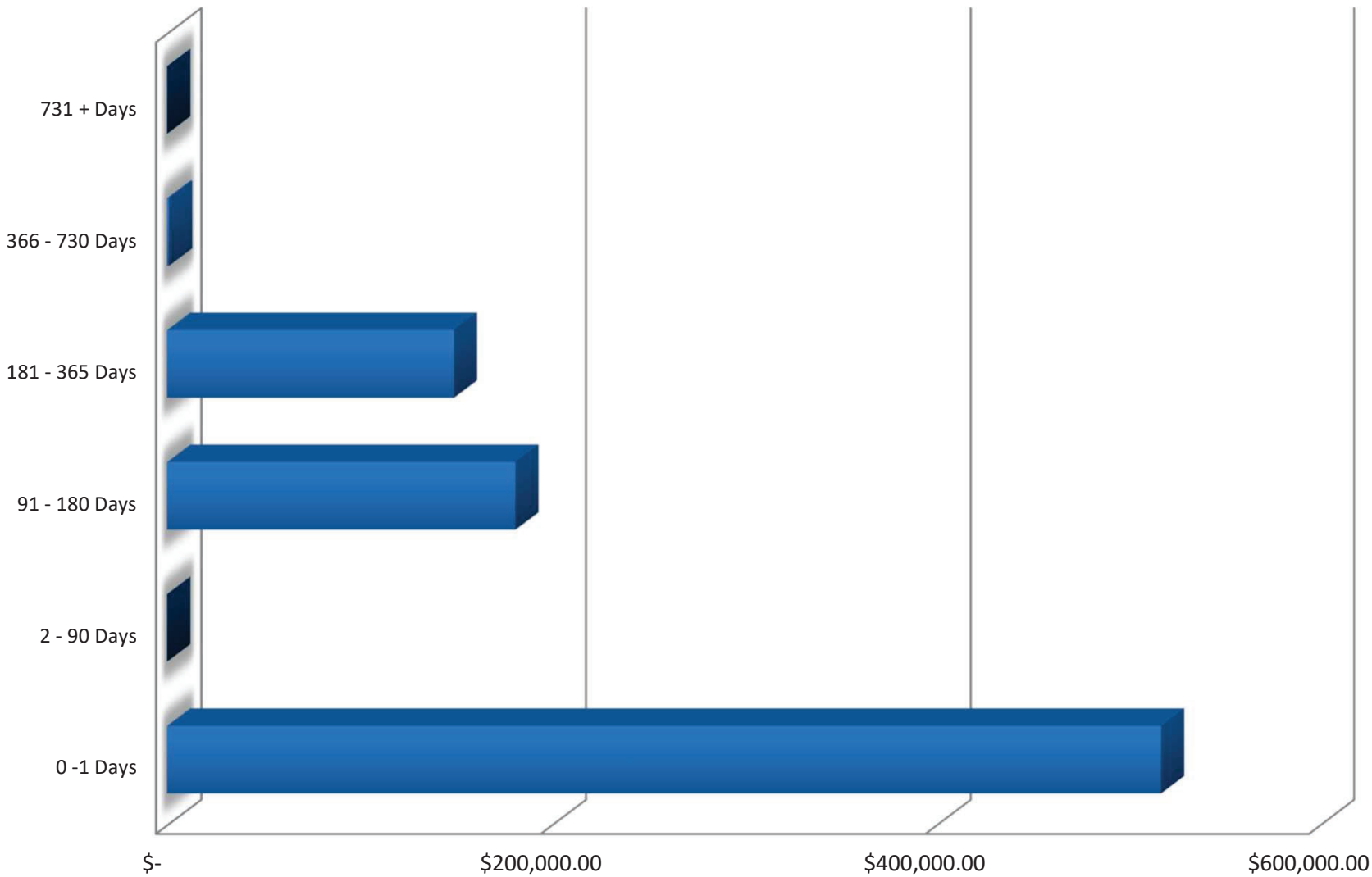

	0 -1 Days	2 - 90 Days	91 - 180 Days	181 - 365 Days	366 - 730 Days	731 + Days
Series1	$516,990.92	$-	$181,054.10	$149,082.42	$1,000.00	$-

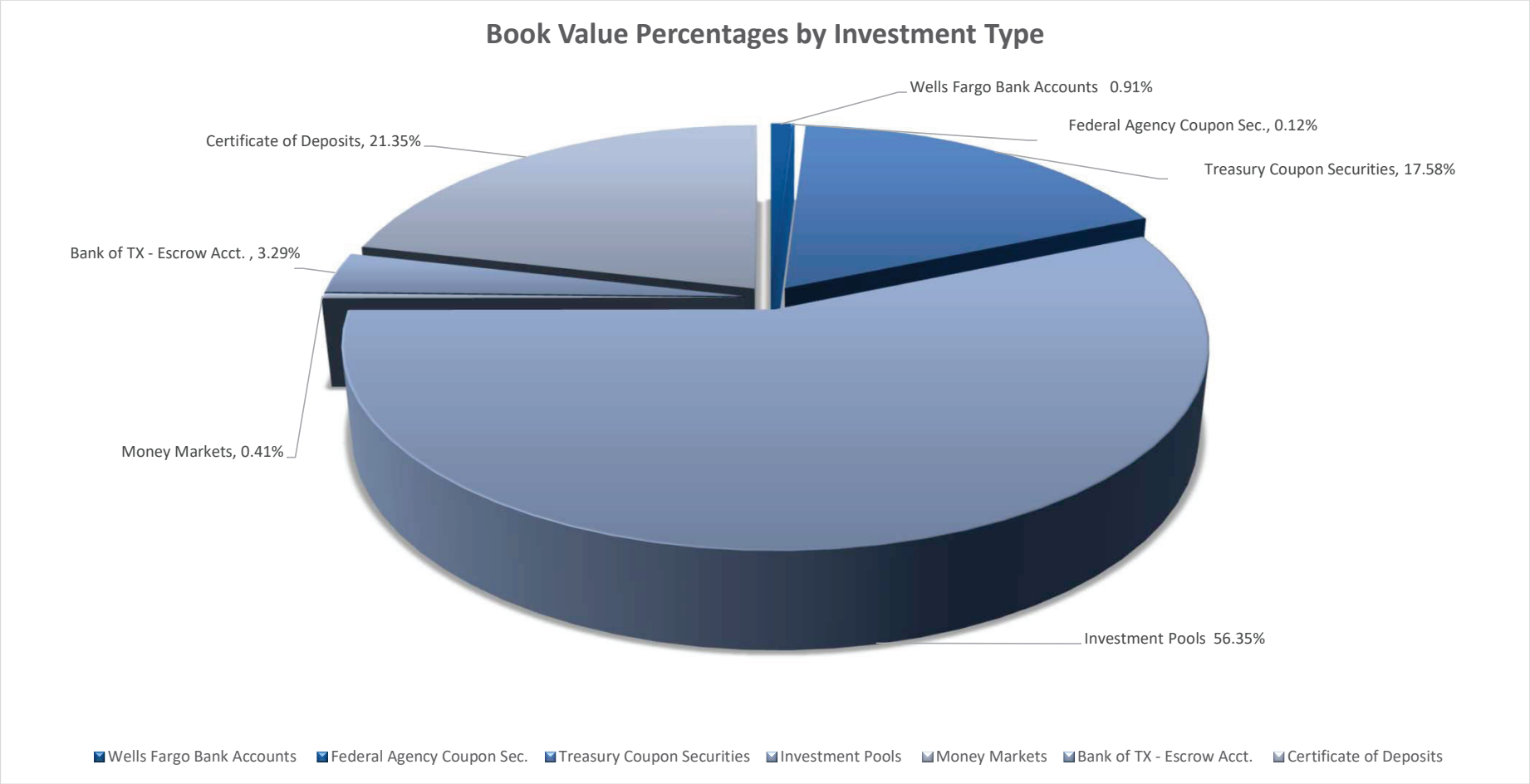
Book Value Percentages by Investment Type
Wells Fargo Bank Accounts 0.91%
Federal Agency Coupon Sec., 0.12%
Treasury Coupon Securities, 17.58%
Certificate of Deposits, 21.35%
Bank of TX - Escrow Acct. , 3.29%
Money Markets, 0.41%
Investment Pools 56.35%
Wells Fargo Bank Accounts
Federal Agency Coupon Sec.
Treasury Coupon Securities
Investment Pools
Money Markets
Bank of TX - Escrow Acct.
Certificate of Deposits

Lewisville ISD
Portfolio Management
Portfolio Summary
November 30, 2024

HUB Investment Partners LLC
900 S Capital of Texas Hwy
350
Austin, TX 78746
(512)600-5200

Investments	Par Value	Market Value	Book Value	% of Portfolio	Term	Days to Maturity	YTM 365 Equiv.
Wells Fargo Bank Accounts	7,701,642.38	7,701,642.38	7,701,642.38	0.91	1	1	0.000
Federal Agency Coupon Securities	1,000,000.00	999,201.11	1,000,000.00	0.12	729	691	4.600
Treasury Coupon Securities	149,530,000.00	149,634,133.30	149,082,415.45	17.58	539	298	4.883
Investment Pools	477,881,404.01	477,881,404.01	477,881,404.01	56.35	1	1	4.838
Money Markets	3,494,617.60	3,494,617.60	3,494,617.60	0.41	1	1	4.510
Bank of Texas - Escrow Account	27,913,254.74	27,913,254.74	27,913,254.74	3.29	1	1	4.387
CD's - Monthly Interest	181,054,101.08	181,054,101.08	181,054,101.08	21.35	286	134	4.848
Investments	**848,575,019.81**	**848,678,354.22**	**848,127,435.26**	**100.00%**	**157**	**82**	**4.788**
Cash and Accrued Interest							
Accrued Interest at Purchase		0.00	0.00				
Ending Accrued Interest		2,313,767.36	2,313,767.36				
Subtotal		2,313,767.36	2,313,767.36				
Total Cash and Investments Value	**848,575,019.81**	**850,992,121.58**	**850,441,202.62**		**157**	**82**	**4.788**

Total Earnings	November 30 Month Ending	Fiscal Year To Date
Current Year	3,393,836.29	11,016,613.55
Average Daily Balance	**924,462,761.12**	**918,151,102.02**
Effective Rate of Return	**4.47%**	**4.81%**

_'

Reporting period 11/01/2024-11/30/2024
Data Updated: SET_LSD: 12/09/2024 08:50
Run Date: 12/09/2024 - 08:50

Portfolio LISD
AP
PM (PRF_PM1) 7.3.11
Report Ver. 7.3.11

Lewisville ISD
Texas Compliance Change in Val Report
Sorted by Fund
November 1, 2024 - November 30, 2024

HUB Investment Partners LLC
900 S Capital of Texas Hwy
350
Austin, TX 78746
(512)600-5200

Inv # / Cusip	Issuer / Par Value	Fund / YTM	Purch Date / Mat Date	Interest Accrual / Interest Received	Beginning Book Value / Beginning Market Value	Purchases/ Additions	Redemptions	Change in Value	Ending Book Value / Ending Market Value
Fund: Capital Project #645									
10152	TXPL	CP0645	03/28/2013	0.00	0.00	0.00	0.00	0.00	0.00
999999993	0.00	0.000	/ /	0.00	0.00	0.00	0.00	0.00	0.00
	Sub Totals For: Fund: Capital Project #645			0.00	0.00	0.00	0.00	0.00	0.00
				0.00	0.00	0.00	0.00	0.00	0.00
Fund: Capital Project #646									
10181	TXPL	CP0646	11/01/2013	0.00	0.00	0.00	0.00	0.00	0.00
999999993	0.00	0.000	/ /	0.00	0.00	0.00	0.00	0.00	0.00
	Sub Totals For: Fund: Capital Project #646			0.00	0.00	0.00	0.00	0.00	0.00
				0.00	0.00	0.00	0.00	0.00	0.00
Fund: Capital Project #647									
10213	TXPL	CP0647	10/01/2014	0.00	0.00	0.00	0.00	0.00	0.00
999999993	0.00	0.000	/ /	0.00	0.00	0.00	0.00	0.00	0.00
10236	EWB	CP0647	09/01/2016	0.00	0.00	0.00	0.00	0.00	0.00
72000257A	0.00	0.000	/ /	0.00	0.00	0.00	0.00	0.00	0.00
	Sub Totals For: Fund: Capital Project #647			0.00	0.00	0.00	0.00	0.00	0.00
				0.00	0.00	0.00	0.00	0.00	0.00
Fund: Capital Project #650									
10107	WF	CP0650	12/01/2017	0.00	0.00	0.00	0.00	0.00	0.00
1BB56050	0.00	5.270	/ /	0.00	0.00	0.00	0.00	0.00	0.00
10259	TXPL	CP0650	08/08/2017	9,808.80	2,522,934.63	9,808.80	0.00	9,808.80	2,532,743.43
999999993	2,532,743.43	4.730	/ /	9,808.80	2,522,934.63	9,808.80	0.00	9,808.80	2,532,743.43
10396	NEXB	CP0650	11/30/2017	0.00	0.00	0.00	0.00	0.00	0.00
1514256	0.00	0.990	/ /	0.00	0.00	0.00	0.00	0.00	0.00

Inv # / Cusip	Issuer / Par Value	Fund / YTM	Purch Date / Mat Date	Interest Accrual / Interest Received	Beginning Book Value / Beginning Market Value	Purchases/ Additions	Redemptions	Change in Value	Ending Book Value / Ending Market Value
	Sub Totals For: Fund: Capital Project #650			9,808.80	2,522,934.63	9,808.80	0.00	9,808.80	2,532,743.43
				9,808.80	2,522,934.63	9,808.80	0.00	9,808.80	2,532,743.43
Fund: Capital Project #651									
10410	TXPL	CP0651	08/07/2018	11,318.19	2,918,129.02	11,318.19	13,574.83	-2,256.64	2,915,872.38
999999993	2,915,872.38	4.730	/ /	11,318.19	2,918,129.02	11,318.19	13,574.83	-2,256.64	2,915,872.38
	Sub Totals For: Fund: Capital Project #651			11,318.19	2,918,129.02	11,318.19	13,574.83	-2,256.64	2,915,872.38
				11,318.19	2,918,129.02	11,318.19	13,574.83	-2,256.64	2,915,872.38
Fund: Capital Project #652									
10417	TXPL	CP0652	08/01/2019	12,681.96	3,265,893.41	12,681.96	5,188.60	7,493.36	3,273,386.77
200035	3,273,386.77	4.730	/ /	12,681.96	3,265,893.41	12,681.96	5,188.60	7,493.36	3,273,386.77
	Sub Totals For: Fund: Capital Project #652			12,681.96	3,265,893.41	12,681.96	5,188.60	7,493.36	3,273,386.77
				12,681.96	3,265,893.41	12,681.96	5,188.60	7,493.36	3,273,386.77
Fund: Capital Project #653									
10428	TXPL	CP0653	07/01/2020	0.00	0.00	0.00	0.00	0.00	0.00
999999993	0.00	0.000	/ /	0.00	0.00	0.00	0.00	0.00	0.00
10455	TXPLPR	CP0653	01/26/2023	120,505.00	31,743,080.95	120,505.00	2,885,634.26	-2,765,129.26	28,977,951.69
999999994	28,977,951.69	4.832	/ /	120,505.00	31,743,080.95	120,505.00	2,885,634.26	-2,765,129.26	28,977,951.69
10471	FIDEL	CP0653	03/09/2023	0.23	63.08	0.23	0.00	0.23	63.31
FID CAP PR 653	63.31	4.290	/ /	0.23	63.08	0.23	0.00	0.23	63.31
	Sub Totals For: Fund: Capital Project #653			120,505.23	31,743,144.03	120,505.23	2,885,634.26	-2,765,129.03	28,978,015.00
				120,505.23	31,743,144.03	120,505.23	2,885,634.26	-2,765,129.03	28,978,015.00
Fund: Capital Project #655									
10484	TXPLPR	CP0655	02/01/2024	911,268.88	230,886,504.68	911,268.88	2,970,548.98	-2,059,280.10	228,827,224.58
999999995	228,827,224.58	4.832	/ /	911,268.88	230,886,504.68	911,268.88	2,970,548.98	-2,059,280.10	228,827,224.58
10485	EWB	CP0655	03/21/2024	174,431.05	41,285,052.50	174,431.05	0.00	174,431.05	41,459,483.55
EWB-1557	41,459,483.55	5.130	03/21/2025	174,431.05	41,285,052.50	174,431.05	0.00	174,431.05	41,459,483.55

Inv # / Cusip	Issuer / Par Value	Fund / YTM	Purch Date / Mat Date	Interest Accrual / Interest Received	Beginning Book Value / Beginning Market Value	Purchases/ Additions	Redemptions	Change in Value	Ending Book Value / Ending Market Value
10487	EWB	CP0655	03/21/2024	180,412.62	41,328,334.07	180,412.62	0.00	180,412.62	41,508,746.69
EWB-5817	41,508,746.69	5.300	12/23/2024	180,412.62	41,328,334.07	180,412.62	0.00	180,412.62	41,508,746.69
10490	AMNATL	CP0655	03/07/2024	42,547.97	10,332,791.89	42,547.97	0.00	42,547.97	10,375,339.86
AM NATL CD 6191	10,375,339.86	5.000	03/06/2025	42,547.97	10,332,791.89	42,547.97	0.00	42,547.97	10,375,339.86
10492	USTR	CP0655	04/04/2024	187,123.98	49,522,508.74	0.00	0.00	13,380.65	49,535,889.39
91282CHL8	49,630,000.00	4.961	06/30/2025	0.00	49,699,978.30	0.00	0.00	-14,889.00	49,685,089.30
10493	USTR	CP0655	04/04/2024	205,631.87	49,953,705.27	0.00	0.00	-4,838.31	49,948,866.96
91282CJB8	49,900,000.00	4.875	09/30/2025	0.00	50,177,444.00	0.00	0.00	-49,900.00	50,127,544.00
10494	USTR	CP0655	04/04/2024	163,934.43	49,565,811.54	0.00	0.00	31,847.56	49,597,659.10
91282CGA3	50,000,000.00	4.813	12/15/2025	0.00	49,840,000.00	0.00	0.00	-18,500.00	49,821,500.00
10496	FIDEL	CP0655	04/01/2024	12,838.44	3,481,715.25	12,838.44	0.00	12,838.44	3,494,553.69
FID CAP PR 655	3,494,553.69	4.510	/ /	12,838.44	3,481,715.25	12,838.44	0.00	12,838.44	3,494,553.69
10499	AMNATL	CP0655	09/05/2024	21,273.90	5,166,395.72	21,273.90	0.00	21,273.90	5,187,669.62
AM NATL CD 4858	5,187,669.62	5.000	03/06/2025	21,273.90	5,166,395.72	21,273.90	0.00	21,273.90	5,187,669.62
	Sub Totals For: Fund: Capital Project #655			1,899,463.14	481,522,819.66	1,342,772.86	2,970,548.98	-1,587,386.22	479,935,433.44
				1,342,772.86	482,198,216.41	1,342,772.86	2,970,548.98	-1,711,065.12	480,487,151.29
Fund: Captial Project #661									
10498	TXPLPR	CP0661	07/23/2024	170,090.88	102,293,627.76	170,090.88	100,012,227.05	-99,842,136.17	2,451,491.59
999999994	2,451,491.59	4.832	/ /	170,090.88	102,293,627.76	170,090.88	100,012,227.05	-99,842,136.17	2,451,491.59
10503	FHLB	CP0661	10/24/2024	3,833.34	1,000,000.00	0.00	0.00	0.00	1,000,000.00
3134HAUD3	1,000,000.00	4.600	10/23/2026	0.00	999,184.68	0.00	0.00	16.43	999,201.11
10506	TXCLAS	CP0661	11/13/2024	237,181.66	0.00	100,237,181.66	0.00	100,237,181.66	100,237,181.66
TX-0001	100,237,181.66	4.883	/ /	237,181.66	0.00	100,237,181.66	0.00	100,237,181.66	100,237,181.66
	Sub Totals For: Fund: Captial Project #661			411,105.88	103,293,627.76	100,407,272.54	100,012,227.05	395,045.49	103,688,673.25
				407,272.54	103,292,812.44	100,407,272.54	100,012,227.05	395,061.92	103,687,874.36

Fund: Debt Service

Inv # / Cusip	Issuer / Par Value	Fund / YTM	Purch Date / Mat Date	Interest Accrual / Interest Received	Beginning Book Value / Beginning Market Value	Purchases/ Additions	Redemptions	Change in Value	Ending Book Value / Ending Market Value
10018	TXPL	DS	09/01/2006	22,401.06	4,980,782.62	15,783,902.65	15,000,000.00	783,902.65	5,764,685.27
999999993	5,764,685.27	4.730	/ /	22,401.06	4,980,782.62	15,783,902.65	15,000,000.00	783,902.65	5,764,685.27
10019	TXPLPR	DS	09/01/2006	106,688.12	21,409,044.78	15,106,688.12	0.00	15,106,688.12	36,515,732.90
999999994	36,515,732.90	4.832	/ /	106,688.12	21,409,044.78	15,106,688.12	0.00	15,106,688.12	36,515,732.90
10116	WF	DS	11/01/2011	0.00	62,975.81	0.00	0.00	0.00	62,975.81
1112	62,975.81	0.000	/ /	0.00	62,975.81	0.00	0.00	0.00	62,975.81
10220	FIRST	DS	09/01/2016	0.00	0.00	0.00	0.00	0.00	0.00
63621	0.00	4.499	/ /	0.00	0.00	0.00	0.00	0.00	0.00
10422	EWB	DS	04/01/2020	0.00	0.00	0.00	0.00	0.00	0.00
8003152298	0.00	0.050	/ /	0.00	0.00	0.00	0.00	0.00	0.00
10459	FIDEL	DS	01/13/2023	0.00	0.01	0.00	0.00	0.00	0.01
FID DS MM	0.01	5.020	/ /	0.00	0.01	0.00	0.00	0.00	0.01
	Sub Totals For: Fund: Debt Service			129,089.18	26,452,803.22	30,890,590.77	15,000,000.00	15,890,590.77	42,343,393.99
				129,089.18	26,452,803.22	30,890,590.77	15,000,000.00	15,890,590.77	42,343,393.99
Fund: Escrow Sinking Fund									
10250	BOT	ESF	09/20/2016	109,036.16	27,804,218.58	109,036.16	0.00	109,036.16	27,913,254.74
JAG081829	27,913,254.74	4.386	/ /	109,036.16	27,804,218.58	109,036.16	0.00	109,036.16	27,913,254.74
	Sub Totals For: Fund: Escrow Sinking Fund			109,036.16	27,804,218.58	109,036.16	0.00	109,036.16	27,913,254.74
				109,036.16	27,804,218.58	109,036.16	0.00	109,036.16	27,913,254.74
Fund: 660- Surplus Propert									
10416	TXPL	F660	07/01/2019	16,015.19	4,189,667.69	3,254,450.19	3,471,506.31	-217,056.12	3,972,611.57
999999993	3,972,611.57	4.730	/ /	16,015.19	4,189,667.69	3,254,450.19	3,471,506.31	-217,056.12	3,972,611.57
10454	TXPLPR	F660	01/26/2023	85,500.06	21,526,596.30	85,500.06	0.00	85,500.06	21,612,096.36
999999994	21,612,096.36	4.832	/ /	85,500.06	21,526,596.30	85,500.06	0.00	85,500.06	21,612,096.36
	Sub Totals For: Fund: 660- Surplus Propert			101,515.25	25,716,263.99	3,339,950.25	3,471,506.31	-131,556.06	25,584,707.93
				101,515.25	25,716,263.99	3,339,950.25	3,471,506.31	-131,556.06	25,584,707.93
Fund: JEM Res-Sec 125									

Inv # / Cusip	Issuer / Par Value	Fund / YTM	Purch Date / Mat Date	Interest Accrual / Interest Received	Beginning Book Value / Beginning Market Value	Purchases/ Additions	Redemptions	Change in Value	Ending Book Value / Ending Market Value
10115	WF	JRS	11/01/2011	0.00	649,512.83	126,449.04	223,297.77	-96,848.73	552,664.10
1250	552,664.10	0.000	/ /	0.00	649,512.83	126,449.04	223,297.77	-96,848.73	552,664.10
Sub Totals For: Fund: JEM Res-Sec 125				0.00	649,512.83	126,449.04	223,297.77	-96,848.73	552,664.10
				0.00	649,512.83	126,449.04	223,297.77	-96,848.73	552,664.10
Fund: Land Sales #660									
10472	FIDEL	LS0660	03/09/2023	0.01	0.58	0.00	0.00	0.00	0.58
FID LS 660	0.58	4.290	/ /	0.00	0.58	0.00	0.00	0.00	0.58
Sub Totals For: Fund: Land Sales #660				0.01	0.58	0.00	0.00	0.00	0.58
				0.00	0.58	0.00	0.00	0.00	0.58
Fund: Maintenance & Operat									
10016	TXPL	OPER	09/01/2006	10,977.93	17,968,278.58	22,173,006.82	34,121,851.00	-11,948,844.18	6,019,434.40
999999993	6,019,434.40	4.730	/ /	10,977.93	17,968,278.58	22,173,006.82	34,121,851.00	-11,948,844.18	6,019,434.40
10017	TXPLPR	OPER	09/01/2006	202,543.09	51,712,499.31	18,440,978.09	39,800,000.00	-21,359,021.91	30,353,477.40
999999994	30,353,477.40	4.832	/ /	202,543.09	51,712,499.31	18,440,978.09	39,800,000.00	-21,359,021.91	30,353,477.40
10105	WF	OPER	06/01/2011	0.00	6,127,936.77	55,469,014.94	54,511,275.09	957,739.85	7,085,676.62
3173	7,085,676.62	0.000	/ /	0.00	6,127,936.77	55,469,014.94	54,511,275.09	957,739.85	7,085,676.62
10198	EWB	OPER	09/01/2016	0.00	0.00	0.00	0.00	0.00	0.00
72000240	0.00	0.050	/ /	0.00	0.00	0.00	0.00	0.00	0.00
10434	EWB	OPER	01/20/2021	0.00	0.00	0.00	0.00	0.00	0.00
EWB-41478	0.00	0.000	/ /	0.00	0.00	0.00	0.00	0.00	0.00
10437	WESTAS	OPER	06/23/2021	0.00	0.00	0.00	0.00	0.00	0.00
5015445380	0.00	3.050	/ /	0.00	0.00	0.00	0.00	0.00	0.00
10460	FIDEL	OPER	01/26/2023	0.00	0.01	0.00	0.00	0.00	0.01
FID GEN MM	0.01	5.020	/ /	0.00	0.01	0.00	0.00	0.00	0.01
10497	EWB	OPER	05/09/2024	86,330.81	52,044,658.60	86,330.81	52,130,989.41	-52,044,658.60	0.00
EWB-7711-B	0.00	5.500	11/12/2024	86,330.81	52,044,658.60	86,330.81	52,130,989.41	-52,044,658.60	0.00

Inv # / Cusip	Issuer / Par Value	Fund / YTM	Purch Date / Mat Date	Interest Accrual / Interest Received	Beginning Book Value / Beginning Market Value	Purchases/ Additions	Redemptions	Change in Value	Ending Book Value / Ending Market Value
10500	AMNATL	OPER	09/12/2024	41,878.98	10,069,413.14	41,878.98	0.00	41,878.98	10,111,292.12
AM NATL CD 6918	10,111,292.12	5.050	09/11/2025	41,878.98	10,069,413.14	41,878.98	0.00	41,878.98	10,111,292.12
10501	AMNATL	OPER	09/19/2024	35,999.16	10,051,374.96	35,999.16	0.00	35,999.16	10,087,374.12
AM NATL CD 5395	10,087,374.12	4.350	09/18/2025	35,999.16	10,051,374.96	35,999.16	0.00	35,999.16	10,087,374.12
10502	AMNATL	OPER	09/26/2024	33,059.19	10,039,527.70	33,059.19	0.00	33,059.19	10,072,586.89
AM NATL CD 5433	10,072,586.89	4.000	09/25/2025	33,059.19	10,039,527.70	33,059.19	0.00	33,059.19	10,072,586.89
10505	EWB	OPER	11/12/2024	120,618.82	0.00	52,251,608.23	0.00	52,251,608.23	52,251,608.23
EWB-7711-C	52,251,608.23	4.440	05/12/2025	120,618.82	0.00	52,251,608.23	0.00	52,251,608.23	52,251,608.23
1BA79321	WF	OPER	11/01/2017	0.00	0.00	0.00	0.00	0.00	0.00
3802	0.00	5.070	/ /	0.00	0.00	0.00	0.00	0.00	0.00
	Sub Totals For: Fund: Maintenance & Operat			531,407.98	158,013,689.07	148,531,876.22	180,564,115.50	-32,032,239.28	125,981,449.79
				531,407.98	158,013,689.07	148,531,876.22	180,564,115.50	-32,032,239.28	125,981,449.79
Fund: Worker's Compensatio									
10025	TXPLPR	WC	09/01/2006	15,389.87	3,874,746.06	15,389.87	0.00	15,389.87	3,890,135.93
999999994	3,890,135.93	4.832	/ /	15,389.87	3,874,746.06	15,389.87	0.00	15,389.87	3,890,135.93
10026	TXPL	WC	09/01/2006	2,124.74	606,648.87	2,124.74	71,395.53	-69,270.79	537,378.08
999999993	537,378.08	4.730	/ /	2,124.74	606,648.87	2,124.74	71,395.53	-69,270.79	537,378.08
10106	WF	WC	06/01/2011	0.00	13,135.85	71,395.53	84,205.53	-12,810.00	325.85
7958	325.85	0.000	/ /	0.00	13,135.85	71,395.53	84,205.53	-12,810.00	325.85
	Sub Totals For: Fund: Worker's Compensatio			17,514.61	4,494,530.78	88,910.14	155,601.06	-66,690.92	4,427,839.86
				17,514.61	4,494,530.78	88,910.14	155,601.06	-66,690.92	4,427,839.86
			Report Grand Totals:	3,353,446.39	868,397,567.56	284,991,172.16	305,301,694.36	-20,270,132.30	848,127,435.26
				2,792,922.76	869,072,148.99	284,991,172.16	305,301,694.36	-20,393,794.77	848,678,354.22

GLOSSARY	
PAR VALUE	The face value of investment.
MARKET VALUE	The face value multiplied by the market price. It is the last reported price from the report date.
BOOK VALUE	The cost of a bond, plus or minus adjustments for purchase discount or premium adjustments.
AMORTIZATION/ACCRETION	Amortization (accretion) is the process of reducing (increasing) the original cost of the investment on a daily basis in order to equal par value at maturity. Amortization calculations vary by investment type and the basis associated with the type of investment.
SECURITY TYPE DEFINITIONS	Security types are broad category of investments with similar characteristics and risk features such as agency securities, corporate bonds, municipal bonds, and money markets. Codes within the system are utilized to make calculations based on the underlying security. Security type labels are customizable.
FAC	Federal Agency Coupon Securities
PA1	Wells Fargo Bank Accounts
RR2	Money Market Accounts
RR4	Bank of Texas - Escrow Account
RR3/RR5	CD's Interest Monthly/Quarterly
RRP	Investment Pools
TRC	Treasury Coupon Securities
PURCHASE PRINCIPAL	The original cost of the bond. Par value multiplied by purchase price.
PREMIUM/DISCOUNT	A bond with price below 100 is discount. A bond with price above 100 is premium.
ADJUSTED INTEREST EARNINGS	Net between interest earned and amortization/accretion adjustments within a report period.
EFFECTIVE RATE OF RETURN	Interest earnings adjusted for amortization of premiums and accretion for discounts plus any realized gain or loss divided by the average daily balance of the portfolio divided by 365 and then multiplied by the actual days in the report period.
YIELD TO MATURITY	The yield of an investment as of the purchase date assuming that the bond is held to maturity.
YTM 360	The yield is based on a hypothetical year that has only 360 days.
YTM 365	The yield is based on a 365-day year.
REMAINING COST	The original cost of an investment taking into consideration any partial sales or redemptions for the par value that remains.
STATED RATE	Coupon rate (yield the bond paid on its issue date).
CURRENT RATE	A bond's annual return based on its annual coupon payments and current price (as opposed to its original price or face).
GASB 31	Establishes fair value standards for investments in (a) participating interest-earning investment contracts, (b) external investment pools, (c) open-end mutual funds, (d) debt securities, and (e) equity securities, option contracts, stock warrants, and stock rights that have readily determinable fair values.

Statement Disclosures

The information provided in this report was created by HUB Investment Partners utilizing data from your custodian that is considered reliable. HUB Investment Partners is relying on the information provided by your custodian; HUB Investment Partners has not audited or otherwise verified the accuracy of the methodology, calculations, or information in this report. As a result, the methodology, calculations, and information presented in the report are not guaranteed by HUB Investment Partners.

HUB Investment Partners is independent of your custodian.

You should consider the account statements received directly from your account custodian as the prevailing document for your account. Please review the information contained on this statement against the statement provided to you from the account custodian or product sponsor. The reported value on your account statement you received from the account custodian may differ from the reported value on this quarterly statement due to a variety of factors including the treatment of accrued income and dividends, rounding and other considerations. If there is any unexplained discrepancy between this statement and the account statement you received from the account custodian, please immediately contact HUB Investment Partners and/or your account custodian. Discrepancies should be reported to HUB Investment Partners via telephone at 512-600-5268.

The account portfolio or assets in the account are valued at the starting and ending points of the period. Cash flows are included in the calculation based on when they occurred during the period.

Performance data quoted represents past performance and does not guarantee future results. The investment return and principal of an investment will fluctuate so that an investor's shares when redeemed may be worth more or less than their original cost. All investments have investment risks such as fluctuation in investment principal including the complete loss of principal invested. The values represented in the report may not reflect the original cost of a client's initial investment. HUB Investment Partners standard reporting does not reflect reinvestment of dividends and other earnings in the performance numbers, unless the account holder specifically asks for inclusion of such earnings. Performance report calculations and figures should not be relied upon for tax purposes.

If you have any changes in your financial situation, risk tolerance, investment objectives or if you wish to impose or modify any reasonable restrictions on the management of your account(s), please contact HUB Investment Partners immediately. Also, please contact us if you would like a current copy of our Disclosure Document, which includes a description of the advisory services we offer.

This material is not intended to present an opinion on legal or tax matters. Please consult with your attorney or tax advisor and compare this document to your custodial statement for accuracy, as applicable.

REAL INNOVATION
LIMITLESS OPPORTUNITY
LEWISVILLE INDEPENDENT SCHOOL DISTRICT

Monthly Investment Report

November 30, 2024

The following reports are submitted in accordance with the Public Funds Investment Act (Texas Gov't Code 2256). The reports also offer supplemental information not required by the Act in order to fully inform the governing body of the Lewisville Independent School District of the position and activity within the District's portfolio of investments. The reports include a management summary overview, a detailed inventory report for the end of the period, and a transaction report, as well as graphic representation of the portfolio to provide full disclosure to the governing body.

Scott Wrehe, Chief Financial Officer, Lewisville ISD — Date: 12/13/24

Sarah Curtis, Director of Accounting, Lewisville ISD — Date: 12/9/24

Claudia Orta, Director of Budget, Lewisville ISD — Date: 12/10/24

HUB

Lewisville Independent School District

Monthly Investment Report

October 1, 2024 - October 31, 2024

Portfolio Summary Management Report

LISD Operating Funds

Portfolio as of 09/30/24:			**Portfolio as of 10/31/24:**		
Beginning Book Value	$	900,022,625	Ending Book Value	$	868,397,568
Beginning Market Value	$	901,297,556	Ending Market Value	$	869,072,149
			Investment Income for the period	$	3,692,046
			Unrealized Gain/Loss	$	674,581
WAM at Beginning Period Date[1]		89	WAM at Ending Period Date[1]		81
			Change in Market Value [2]	$	(32,225,407)

Average Yield to Maturity for period	**4.949%**
Average Yield 180-Day Treasury Bill for period	**4.465%**

[1] WAM - weighted average maturity based off all investments in portfolio

[2] "Change in Market Value" is required data, but will primarily reflect the receipt and expenditure of the District's funds from month to month.

HUB

Lewisville Independent School District

FIDELITY BOND INVESTMENT SUMMARY*

* See full investment report for current market values and additional information. Figures below are estimates.

Security Type	Settle Date	Maturity Date	Quantity (Par Value)	Annual Yield	Net Amount Invested	Estimated Interest Earned Over Life of Bond
Capital Project #655						
Treasury Bill	4/4/2024	06/30/25	49,630,000	4.96%	$50,027,449	$3,036,722
Treasury Bill	4/4/2024	09/30/25	49,900,000	4.88%	$50,014,983	$3,632,529
Treasury Bill	4/4/2024	12/15/25	50,000,000	4.81%	$49,948,354	$4,034,559
				TOTALS	**$149,990,786**	**$10,703,810**

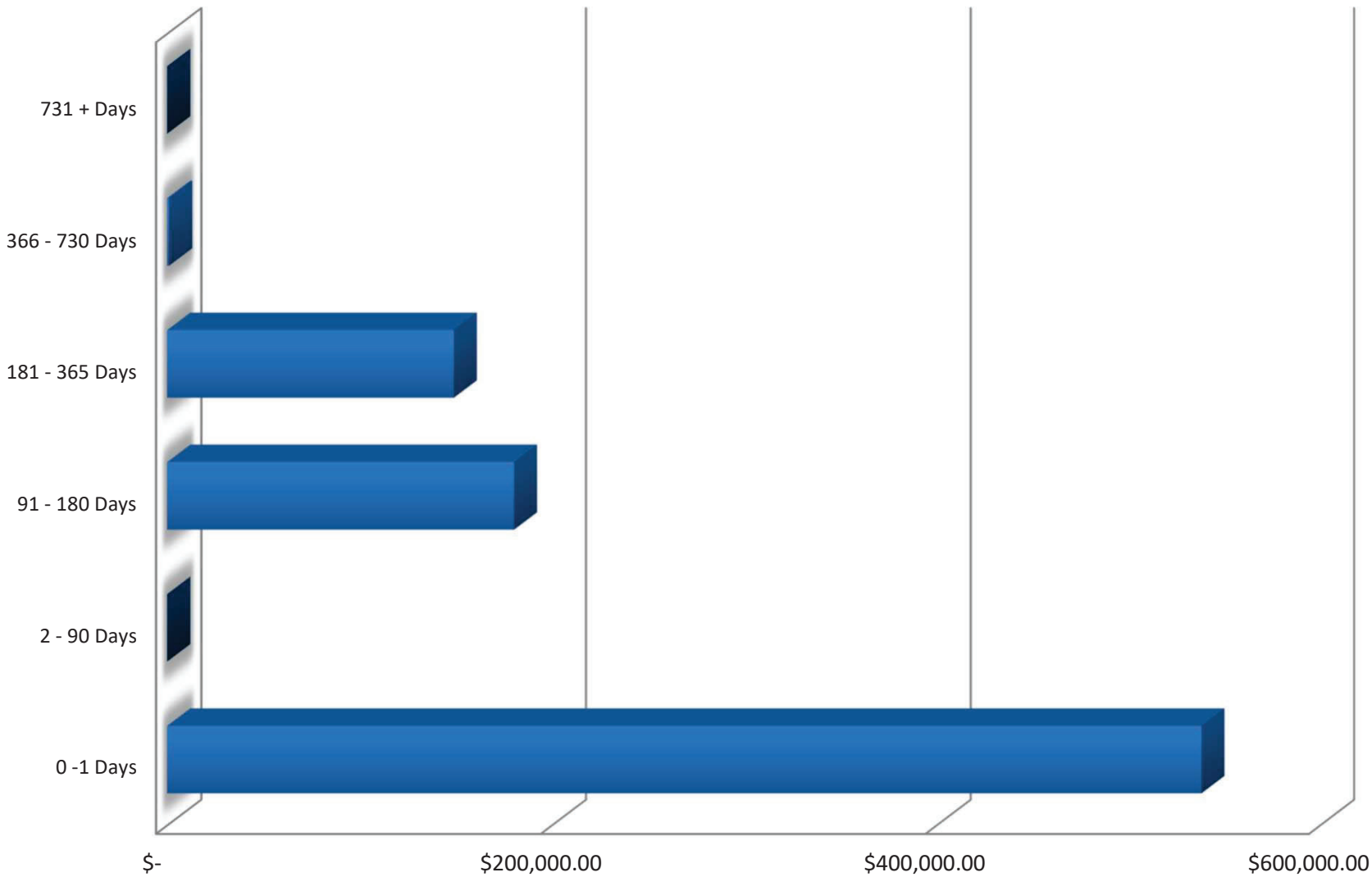

	0 -1 Days	2 - 90 Days	91 - 180 Days	181 - 365 Days	366 - 730 Days	731 + Days
Series1	$538,037.99	$-	$180,317.55	$149,042.03	$1,000.00	$-

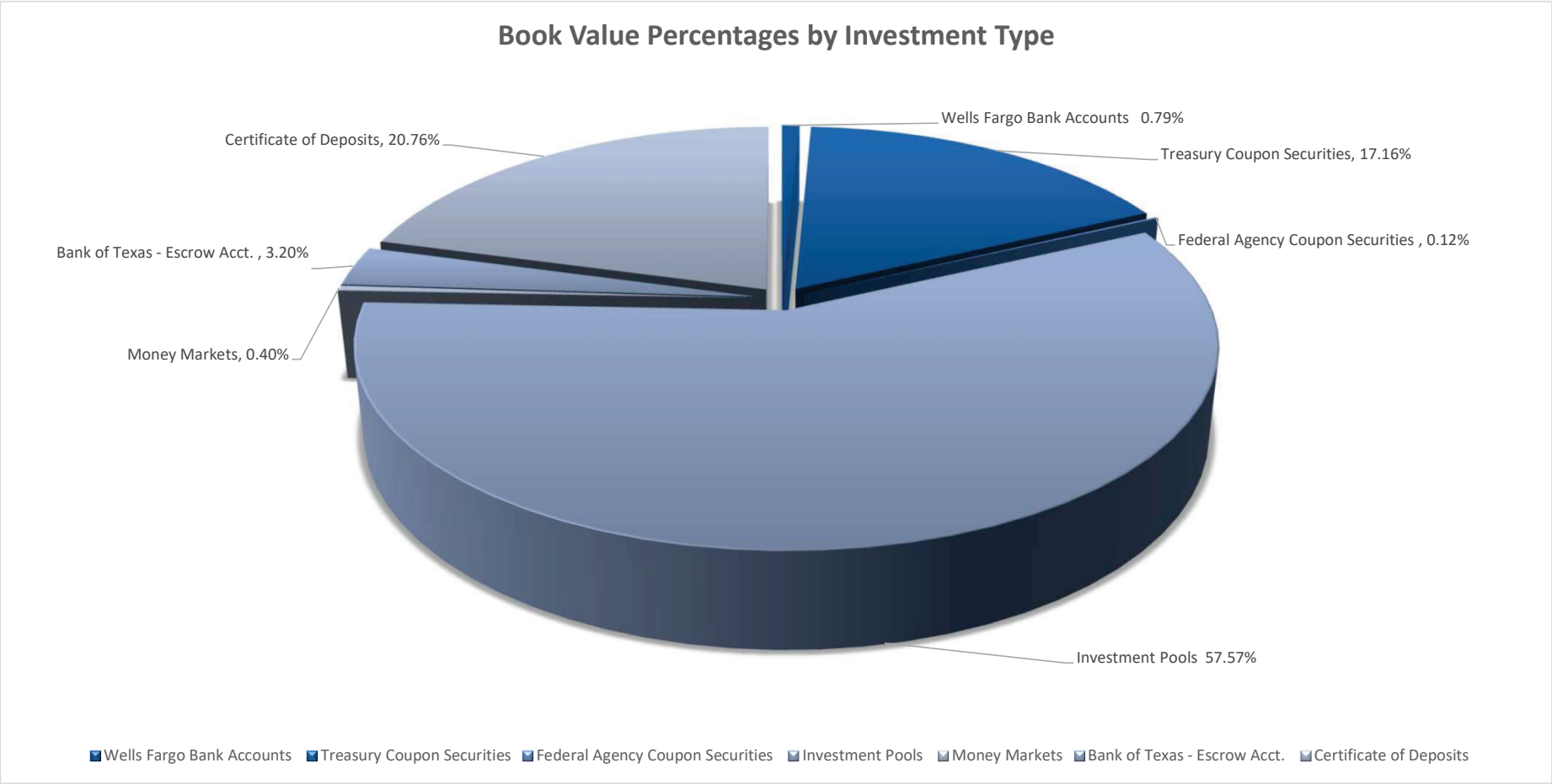
Book Value Percentages by Investment Type
Wells Fargo Bank Accounts 0.79%
Treasury Coupon Securities, 17.16%
Federal Agency Coupon Securities , 0.12%
Investment Pools 57.57%
Money Markets, 0.40%
Bank of Texas - Escrow Acct. , 3.20%
Certificate of Deposits, 20.76%
Wells Fargo Bank Accounts
Treasury Coupon Securities
Federal Agency Coupon Securities
Investment Pools
Money Markets
Bank of Texas - Escrow Acct.
Certificate of Deposits

Lewisville ISD
Portfolio Management
Portfolio Summary
October 31, 2024

HUB Investment Partners LLC
900 S Capital of Texas Hwy
350
Austin, TX 78746
(512)600-5200

Investments	Par Value	Market Value	Book Value	% of Portfolio	Term	Days to Maturity	YTM 365 Equiv.
Wells Fargo Bank Accounts	6,853,561.26	6,853,561.26	6,853,561.26	0.79	1	1	0.000
Federal Agency Coupon Securities	1,000,000.00	999,184.68	1,000,000.00	0.12	729	721	4.600
Treasury Coupon Securities	149,530,000.00	149,717,422.30	149,042,025.55	17.16	539	328	4.883
Investment Pools	499,898,434.66	499,898,434.66	499,898,434.66	57.57	1	1	4.985
Money Markets	3,481,778.93	3,481,778.93	3,481,778.93	0.40	1	1	4.690
Bank of Texas - Escrow Account	27,804,218.58	27,804,218.58	27,804,218.58	3.20	1	1	4.592
CD's - Monthly Interest	180,317,548.58	180,317,548.58	180,317,548.58	20.76	288	112	5.154
Investments	**868,885,542.01**	**869,072,148.99**	**868,397,567.56**	**100.00%**	**154**	**81**	**4.949**
Cash and Accrued Interest							
Accrued Interest at Purchase		0.00	0.00				
Ending Accrued Interest		1,753,243.73	1,753,243.73				
Subtotal		1,753,243.73	1,753,243.73				
Total Cash and Investments Value	**868,885,542.01**	**870,825,392.72**	**870,150,811.29**		**154**	**81**	**4.949**

Total Earnings	October 31 Month Ending	Fiscal Year To Date
Current Year	3,692,046.39	7,622,777.26
Average Daily Balance	**891,499,013.04**	**915,047,007.38**
Effective Rate of Return	**4.88%**	**4.98%**

_'

Reporting period 10/01/2024-10/31/2024
Data Updated: SET_LSD: 11/11/2024 08:50
Run Date: 11/11/2024 - 08:50

Portfolio LISD
AP
PM (PRF_PM1) 7.3.11
Report Ver. 7.3.11

Lewisville ISD
Texas Compliance Change in Val Report
Sorted by Fund
October 1, 2024 - October 31, 2024

HUB Investment Partners LLC
900 S Capital of Texas Hwy
350
Austin, TX 78746
(512)600-5200

Inv # / Cusip	Issuer / Par Value	Fund / YTM	Purch Date / Mat Date	Interest Accrual / Interest Received	Beginning Book Value / Beginning Market Value	Purchases/ Additions	Redemptions	Change in Value	Ending Book Value / Ending Market Value
Fund: Capital Project #645									
10152	TXPL	CP0645	03/28/2013	0.00	0.00	0.00	0.00	0.00	0.00
999999993	0.00	0.000	/ /	0.00	0.00	0.00	0.00	0.00	0.00
	Sub Totals For: Fund: Capital Project #645			0.00	0.00	0.00	0.00	0.00	0.00
				0.00	0.00	0.00	0.00	0.00	0.00
Fund: Capital Project #646									
10181	TXPL	CP0646	11/01/2013	0.00	0.00	0.00	0.00	0.00	0.00
999999993	0.00	0.000	/ /	0.00	0.00	0.00	0.00	0.00	0.00
	Sub Totals For: Fund: Capital Project #646			0.00	0.00	0.00	0.00	0.00	0.00
				0.00	0.00	0.00	0.00	0.00	0.00
Fund: Capital Project #647									
10213	TXPL	CP0647	10/01/2014	0.00	0.00	0.00	0.00	0.00	0.00
999999993	0.00	0.000	/ /	0.00	0.00	0.00	0.00	0.00	0.00
10236	EWB	CP0647	09/01/2016	0.00	0.00	0.00	0.00	0.00	0.00
72000257A	0.00	0.000	/ /	0.00	0.00	0.00	0.00	0.00	0.00
	Sub Totals For: Fund: Capital Project #647			0.00	0.00	0.00	0.00	0.00	0.00
				0.00	0.00	0.00	0.00	0.00	0.00
Fund: Capital Project #650									
10107	WF	CP0650	12/01/2017	0.00	0.00	0.00	0.00	0.00	0.00
1BB56050	0.00	5.270	/ /	0.00	0.00	0.00	0.00	0.00	0.00
10259	TXPL	CP0650	08/08/2017	10,483.75	2,512,450.88	10,483.75	0.00	10,483.75	2,522,934.63
999999993	2,522,934.63	4.913	/ /	10,483.75	2,512,450.88	10,483.75	0.00	10,483.75	2,522,934.63
10396	NEXB	CP0650	11/30/2017	0.00	0.00	0.00	0.00	0.00	0.00
1514256	0.00	0.990	/ /	0.00	0.00	0.00	0.00	0.00	0.00

Inv # / Cusip	Issuer / Par Value	Fund / YTM	Purch Date / Mat Date	Interest Accrual / Interest Received	Beginning Book Value / Beginning Market Value	Purchases/ Additions	Redemptions	Change in Value	Ending Book Value / Ending Market Value
	Sub Totals For: Fund: Capital Project #650			10,483.75	2,512,450.88	10,483.75	0.00	10,483.75	2,522,934.63
				10,483.75	2,512,450.88	10,483.75	0.00	10,483.75	2,522,934.63
Fund: Capital Project #651									
10410	TXPL	CP0651	08/07/2018	12,156.17	2,978,883.63	12,156.17	72,910.78	-60,754.61	2,918,129.02
999999993	2,918,129.02	4.913	/ /	12,156.17	2,978,883.63	12,156.17	72,910.78	-60,754.61	2,918,129.02
	Sub Totals For: Fund: Capital Project #651			12,156.17	2,978,883.63	12,156.17	72,910.78	-60,754.61	2,918,129.02
				12,156.17	2,978,883.63	12,156.17	72,910.78	-60,754.61	2,918,129.02
Fund: Capital Project #652									
10417	TXPL	CP0652	08/01/2019	13,650.83	3,445,260.25	13,650.83	193,017.67	-179,366.84	3,265,893.41
200035	3,265,893.41	4.913	/ /	13,650.83	3,445,260.25	13,650.83	193,017.67	-179,366.84	3,265,893.41
	Sub Totals For: Fund: Capital Project #652			13,650.83	3,445,260.25	13,650.83	193,017.67	-179,366.84	3,265,893.41
				13,650.83	3,445,260.25	13,650.83	193,017.67	-179,366.84	3,265,893.41
Fund: Capital Project #653									
10428	TXPL	CP0653	07/01/2020	0.00	0.00	0.00	0.00	0.00	0.00
999999993	0.00	0.000	/ /	0.00	0.00	0.00	0.00	0.00	0.00
10455	TXPLPR	CP0653	01/26/2023	140,854.15	35,109,153.15	140,854.15	3,506,926.35	-3,366,072.20	31,743,080.95
999999994	31,743,080.95	4.990	/ /	140,854.15	35,109,153.15	140,854.15	3,506,926.35	-3,366,072.20	31,743,080.95
10471	FIDEL	CP0653	03/09/2023	0.24	62.84	0.24	0.00	0.24	63.08
FID CAP PR 653	63.08	4.510	/ /	0.24	62.84	0.24	0.00	0.24	63.08
	Sub Totals For: Fund: Capital Project #653			140,854.39	35,109,215.99	140,854.39	3,506,926.35	-3,366,071.96	31,743,144.03
				140,854.39	35,109,215.99	140,854.39	3,506,926.35	-3,366,071.96	31,743,144.03
Fund: Capital Project #655									
10484	TXPLPR	CP0655	02/01/2024	985,436.49	239,118,870.75	985,436.49	9,217,802.56	-8,232,366.07	230,886,504.68
999999995	230,886,504.68	4.990	/ /	985,436.49	239,118,870.75	985,436.49	9,217,802.56	-8,232,366.07	230,886,504.68
10485	EWB	CP0655	03/21/2024	179,474.47	41,105,578.03	179,474.47	0.00	179,474.47	41,285,052.50
EWB-1557	41,285,052.50	5.130	03/21/2025	179,474.47	41,105,578.03	179,474.47	0.00	179,474.47	41,285,052.50

Inv # / Cusip	Issuer / Par Value	Fund / YTM	Purch Date / Mat Date	Interest Accrual / Interest Received	Beginning Book Value / Beginning Market Value	Purchases/ Additions	Redemptions	Change in Value	Ending Book Value / Ending Market Value
10487	EWB	CP0655	03/21/2024	185,602.62	41,142,731.45	185,602.62	0.00	185,602.62	41,328,334.07
EWB-5817	41,328,334.07	5.300	12/23/2024	185,602.62	41,142,731.45	185,602.62	0.00	185,602.62	41,328,334.07
10490	AMNATL	CP0655	03/07/2024	43,782.94	10,289,008.95	43,782.94	0.00	43,782.94	10,332,791.89
AM NATL CD 6191	10,332,791.89	5.000	03/06/2025	43,782.94	10,289,008.95	43,782.94	0.00	43,782.94	10,332,791.89
10492	USTR	CP0655	04/04/2024	193,361.45	49,508,682.06	0.00	0.00	13,826.68	49,522,508.74
91282CHL8	49,630,000.00	4.961	06/30/2025	0.00	49,803,705.00	0.00	0.00	-103,726.70	49,699,978.30
10493	USTR	CP0655	04/04/2024	212,486.26	49,958,704.86	0.00	0.00	-4,999.59	49,953,705.27
91282CJB8	49,900,000.00	4.875	09/30/2025	0.00	50,391,515.00	0.00	0.00	-214,071.00	50,177,444.00
10494	USTR	CP0655	04/04/2024	169,398.91	49,532,902.39	0.00	0.00	32,909.15	49,565,811.54
91282CGA3	50,000,000.00	4.813	12/15/2025	0.00	50,080,000.00	0.00	0.00	-240,000.00	49,840,000.00
10496	FIDEL	CP0655	04/01/2024	13,781.13	3,467,934.12	13,781.13	0.00	13,781.13	3,481,715.25
FID CAP PR 655	3,481,715.25	4.690	/ /	13,781.13	3,467,934.12	13,781.13	0.00	13,781.13	3,481,715.25
10499	AMNATL	CP0655	09/05/2024	21,891.38	5,144,504.34	21,891.38	0.00	21,891.38	5,166,395.72
AM NATL CD 4858	5,166,395.72	5.000	03/06/2025	21,891.38	5,144,504.34	21,891.38	0.00	21,891.38	5,166,395.72
	Sub Totals For: Fund: Capital Project #655			2,005,215.65	489,268,916.95	1,429,969.03	9,217,802.56	-7,746,097.29	481,522,819.66
				1,429,969.03	490,543,847.64	1,429,969.03	9,217,802.56	-8,345,631.23	482,198,216.41
Fund: Captial Project #661									
10498	TXPLPR	CP0661	07/23/2024	435,719.77	102,883,552.63	435,719.77	1,025,644.64	-589,924.87	102,293,627.76
999999994	102,293,627.76	4.990	/ /	435,719.77	102,883,552.63	435,719.77	1,025,644.64	-589,924.87	102,293,627.76
10503	FHLB	CP0661	10/24/2024	894.44	0.00	1,000,000.00	0.00	1,000,000.00	1,000,000.00
3134HAUD3	1,000,000.00	4.600	10/23/2026	0.00	0.00	1,000,000.00	0.00	999,184.68	999,184.68
	Sub Totals For: Fund: Captial Project #661			436,614.21	102,883,552.63	1,435,719.77	1,025,644.64	410,075.13	103,293,627.76
				435,719.77	102,883,552.63	1,435,719.77	1,025,644.64	409,259.81	103,292,812.44
Fund: Debt Service									
10018	TXPL	DS	09/01/2006	20,108.21	4,416,485.21	564,297.41	0.00	564,297.41	4,980,782.62
999999993	4,980,782.62	4.913	/ /	20,108.21	4,416,485.21	564,297.41	0.00	564,297.41	4,980,782.62

Inv # / Cusip	Issuer / Par Value	Fund / YTM	Purch Date / Mat Date	Interest Accrual / Interest Received	Beginning Book Value / Beginning Market Value	Purchases/ Additions	Redemptions	Change in Value	Ending Book Value / Ending Market Value
10019	TXPLPR	DS	09/01/2006	91,337.88	22,215,235.34	91,337.88	897,528.44	-806,190.56	21,409,044.78
999999994	21,409,044.78	4.990	/ /	91,337.88	22,215,235.34	91,337.88	897,528.44	-806,190.56	21,409,044.78
10116	WF	DS	11/01/2011	0.00	62,975.81	0.00	0.00	0.00	62,975.81
1112	62,975.81	0.000	/ /	0.00	62,975.81	0.00	0.00	0.00	62,975.81
10220	FIRST	DS	09/01/2016	0.00	0.00	0.00	0.00	0.00	0.00
63621	0.00	4.499	/ /	0.00	0.00	0.00	0.00	0.00	0.00
10422	EWB	DS	04/01/2020	0.00	0.00	0.00	0.00	0.00	0.00
8003152298	0.00	0.050	/ /	0.00	0.00	0.00	0.00	0.00	0.00
10459	FIDEL	DS	01/13/2023	0.00	0.01	0.00	0.00	0.00	0.01
FID DS MM	0.01	5.020	/ /	0.00	0.01	0.00	0.00	0.00	0.01
	Sub Totals For: Fund: Debt Service			111,446.09	26,694,696.37	655,635.29	897,528.44	-241,893.15	26,452,803.22
				111,446.09	26,694,696.37	655,635.29	897,528.44	-241,893.15	26,452,803.22
Fund: Escrow Sinking Fund									
10250	BOT	ESF	09/20/2016	111,792.61	27,692,425.97	111,792.61	0.00	111,792.61	27,804,218.58
JAG081829	27,804,218.58	4.591	/ /	111,792.61	27,692,425.97	111,792.61	0.00	111,792.61	27,804,218.58
	Sub Totals For: Fund: Escrow Sinking Fund			111,792.61	27,692,425.97	111,792.61	0.00	111,792.61	27,804,218.58
				111,792.61	27,692,425.97	111,792.61	0.00	111,792.61	27,804,218.58
Fund: 660- Surplus Propert									
10416	TXPL	F660	07/01/2019	17,525.66	4,205,273.75	17,525.66	33,131.72	-15,606.06	4,189,667.69
999999993	4,189,667.69	4.913	/ /	17,525.66	4,205,273.75	17,525.66	33,131.72	-15,606.06	4,189,667.69
10454	TXPLPR	F660	01/26/2023	94,515.89	23,011,970.16	94,515.89	1,579,889.75	-1,485,373.86	21,526,596.30
999999994	21,526,596.30	4.990	/ /	94,515.89	23,011,970.16	94,515.89	1,579,889.75	-1,485,373.86	21,526,596.30
	Sub Totals For: Fund: 660- Surplus Propert			112,041.55	27,217,243.91	112,041.55	1,613,021.47	-1,500,979.92	25,716,263.99
				112,041.55	27,217,243.91	112,041.55	1,613,021.47	-1,500,979.92	25,716,263.99
Fund: JEM Res-Sec 125									
10115	WF	JRS	11/01/2011	0.00	718,539.97	125,992.31	195,019.45	-69,027.14	649,512.83
1250	649,512.83	0.000	/ /	0.00	718,539.97	125,992.31	195,019.45	-69,027.14	649,512.83

Inv # / Cusip	Issuer / Par Value	Fund / YTM	Purch Date / Mat Date	Interest Accrual / Interest Received	Beginning Book Value / Beginning Market Value	Purchases/ Additions	Redemptions	Change in Value	Ending Book Value / Ending Market Value
	Sub Totals For: Fund: JEM Res-Sec 125			0.00	718,539.97	125,992.31	195,019.45	-69,027.14	649,512.83
				0.00	718,539.97	125,992.31	195,019.45	-69,027.14	649,512.83
Fund: Land Sales #660									
10472	FIDEL	LS0660	03/09/2023	0.00	0.58	0.00	0.00	0.00	0.58
FID LS 660	0.58	5.000	/ /	0.00	0.58	0.00	0.00	0.00	0.58
	Sub Totals For: Fund: Land Sales #660			0.00	0.58	0.00	0.00	0.00	0.58
				0.00	0.58	0.00	0.00	0.00	0.58
Fund: Maintenance & Operat									
10016	TXPL	OPER	09/01/2006	46,383.88	5,986,380.02	23,947,563.56	11,965,665.00	11,981,898.56	17,968,278.58
999999993	17,968,278.58	4.913	/ /	46,383.88	5,986,380.02	23,947,563.56	11,965,665.00	11,981,898.56	17,968,278.58
10017	TXPLPR	OPER	09/01/2006	189,844.08	46,659,173.30	29,453,326.01	24,400,000.00	5,053,326.01	51,712,499.31
999999994	51,712,499.31	4.990	/ /	189,844.08	46,659,173.30	29,453,326.01	24,400,000.00	5,053,326.01	51,712,499.31
10105	WF	OPER	06/01/2011	0.00	15,750,594.93	53,348,017.73	62,970,675.89	-9,622,658.16	6,127,936.77
3173	6,127,936.77	0.000	/ /	0.00	15,750,594.93	53,348,017.73	62,970,675.89	-9,622,658.16	6,127,936.77
10198	EWB	OPER	09/01/2016	0.00	0.00	0.00	0.00	0.00	0.00
72000240	0.00	0.050	/ /	0.00	0.00	0.00	0.00	0.00	0.00
10434	EWB	OPER	01/20/2021	0.00	0.00	0.00	0.00	0.00	0.00
EWB-41478	0.00	0.000	/ /	0.00	0.00	0.00	0.00	0.00	0.00
10437	WESTAS	OPER	06/23/2021	0.00	0.00	0.00	0.00	0.00	0.00
5015445380	0.00	3.050	/ /	0.00	0.00	0.00	0.00	0.00	0.00
10460	FIDEL	OPER	01/26/2023	0.00	0.01	0.00	0.00	0.00	0.01
FID GEN MM	0.01	5.020	/ /	0.00	0.01	0.00	0.00	0.00	0.01
10495	EWB	OPER	04/22/2024	84,160.23	26,701,903.51	84,160.23	26,786,063.74	-26,701,903.51	0.00
EWB-30301-4	0.00	5.470	10/22/2024	84,160.23	26,701,903.51	84,160.23	26,786,063.74	-26,701,903.51	0.00
10497	EWB	OPER	05/09/2024	242,527.50	51,802,131.10	242,527.50	0.00	242,527.50	52,044,658.60
EWB-7711-B	52,044,658.60	5.500	11/12/2024	242,527.50	51,802,131.10	242,527.50	0.00	242,527.50	52,044,658.60

Inv # / Cusip	Issuer / Par Value	Fund / YTM	Purch Date / Mat Date	Interest Accrual / Interest Received	Beginning Book Value / Beginning Market Value	Purchases/ Additions	Redemptions	Change in Value	Ending Book Value / Ending Market Value
10500	AMNATL	OPER	09/12/2024	43,092.58	10,026,320.56	43,092.58	0.00	43,092.58	10,069,413.14
AM NATL CD 6918	10,069,413.14	5.050	09/11/2025	43,092.58	10,026,320.56	43,092.58	0.00	43,092.58	10,069,413.14
10501	AMNATL	OPER	09/19/2024	37,064.14	10,014,310.82	37,064.14	0.00	37,064.14	10,051,374.96
AM NATL CD 5395	10,051,374.96	4.350	09/18/2025	37,064.14	10,014,310.82	37,064.14	0.00	37,064.14	10,051,374.96
10502	AMNATL	OPER	09/26/2024	34,046.96	10,005,480.74	34,046.96	0.00	34,046.96	10,039,527.70
AM NATL CD 5433	10,039,527.70	4.000	09/25/2025	34,046.96	10,005,480.74	34,046.96	0.00	34,046.96	10,039,527.70
1BA79321	WF	OPER	11/01/2017	0.00	0.00	0.00	0.00	0.00	0.00
3802	0.00	5.070	/ /	0.00	0.00	0.00	0.00	0.00	0.00
	Sub Totals For: Fund: Maintenance & Operat			677,119.37	176,946,294.99	107,189,798.71	126,122,404.63	-18,932,605.92	158,013,689.07
				677,119.37	176,946,294.99	107,189,798.71	126,122,404.63	-18,932,605.92	158,013,689.07
Fund: Worker's Compensatio									
10025	TXPLPR	WC	09/01/2006	16,352.74	3,858,393.32	16,352.74	0.00	16,352.74	3,874,746.06
999999994	3,874,746.06	4.990	/ /	16,352.74	3,858,393.32	16,352.74	0.00	16,352.74	3,874,746.06
10026	TXPL	WC	09/01/2006	2,582.79	683,974.19	2,582.79	79,908.11	-77,325.32	606,648.87
999999993	606,648.87	4.913	/ /	2,582.79	683,974.19	2,582.79	79,908.11	-77,325.32	606,648.87
10106	WF	WC	06/01/2011	0.00	12,775.85	79,908.11	79,548.11	360.00	13,135.85
7958	13,135.85	0.000	/ /	0.00	12,775.85	79,908.11	79,548.11	360.00	13,135.85
	Sub Totals For: Fund: Worker's Compensatio			18,935.53	4,555,143.36	98,843.64	159,456.22	-60,612.58	4,494,530.78
				18,935.53	4,555,143.36	98,843.64	159,456.22	-60,612.58	4,494,530.78
			Report Grand Totals:	3,650,310.15	900,022,625.48	111,336,938.05	143,003,732.21	-31,625,057.92	868,397,567.56
				3,074,169.09	901,297,556.17	111,336,938.05	143,003,732.21	-32,225,407.18	869,072,148.99

GLOSSARY	
PAR VALUE	The face value of investment.
MARKET VALUE	The face value multiplied by the market price. It is the last reported price from the report date.
BOOK VALUE	The cost of a bond, plus or minus adjustments for purchase discount or premium adjustments.
AMORTIZATION/ACCRETION	Amortization (accretion) is the process of reducing (increasing) the original cost of the investment on a daily basis in order to equal par value at maturity. Amortization calculations vary by investment type and the basis associated with the type of investment.
SECURITY TYPE DEFINITIONS	Security types are broad category of investments with similar characteristics and risk features such as agency securities, corporate bonds, municipal bonds, and money markets. Codes within the system are utilized to make calculations based on the underlying security. Security type labels are customizable.
FAC	Federal Agency Coupon Securities
PA1	Wells Fargo Bank Accounts
RR2	Money Market Accounts
RR4	Bank of Texas - Escrow Account
RR3/RR5	CD's Interest Monthly/Quarterly
RRP	Investment Pools
TRC	Treasury Coupon Securities
PURCHASE PRINCIPAL	The original cost of the bond. Par value multiplied by purchase price.
PREMIUM/DISCOUNT	A bond with price below 100 is discount. A bond with price above 100 is premium.
ADJUSTED INTEREST EARNINGS	Net between interest earned and amortization/accretion adjustments within a report period.
EFFECTIVE RATE OF RETURN	Interest earnings adjusted for amortization of premiums and accretion for discounts plus any realized gain or loss divided by the average daily balance of the portfolio divided by 365 and then multiplied by the actual days in the report period.
YIELD TO MATURITY	The yield of an investment as of the purchase date assuming that the bond is held to maturity.
YTM 360	The yield is based on a hypothetical year that has only 360 days.
YTM 365	The yield is based on a 365-day year.
REMAINING COST	The original cost of an investment taking into consideration any partial sales or redemptions for the par value that remains.
STATED RATE	Coupon rate (yield the bond paid on its issue date).
CURRENT RATE	A bond's annual return based on its annual coupon payments and current price (as opposed to its original price or face).
GASB 31	Establishes fair value standards for investments in (a) participating interest-earning investment contracts, (b) external investment pools, (c) open-end mutual funds, (d) debt securities, and (e) equity securities, option contracts, stock warrants, and stock rights that have readily determinable fair values.

Statement Disclosures

The information provided in this report was created by HUB Investment Partners utilizing data from your custodian that is considered reliable. HUB Investment Partners is relying on the information provided by your custodian; HUB Investment Partners has not audited or otherwise verified the accuracy of the methodology, calculations, or information in this report. As a result, the methodology, calculations, and information presented in the report are not guaranteed by HUB Investment Partners.

HUB Investment Partners is independent of your custodian.

You should consider the account statements received directly from your account custodian as the prevailing document for your account. Please review the information contained on this statement against the statement provided to you from the account custodian or product sponsor. The reported value on your account statement you received from the account custodian may differ from the reported value on this quarterly statement due to a variety of factors including the treatment of accrued income and dividends, rounding and other considerations. If there is any unexplained discrepancy between this statement and the account statement you received from the account custodian, please immediately contact HUB Investment Partners and/or your account custodian. Discrepancies should be reported to HUB Investment Partners via telephone at 512-600-5268.

The account portfolio or assets in the account are valued at the starting and ending points of the period. Cash flows are included in the calculation based on when they occurred during the period.

Performance data quoted represents past performance and does not guarantee future results. The investment return and principal of an investment will fluctuate so that an investor's shares when redeemed may be worth more or less than their original cost. All investments have investment risks such as fluctuation in investment principal including the complete loss of principal invested. The values represented in the report may not reflect the original cost of a client's initial investment. HUB Investment Partners standard reporting does not reflect reinvestment of dividends and other earnings in the performance numbers, unless the account holder specifically asks for inclusion of such earnings. Performance report calculations and figures should not be relied upon for tax purposes.

If you have any changes in your financial situation, risk tolerance, investment objectives or if you wish to impose or modify any reasonable restrictions on the management of your account(s), please contact HUB Investment Partners immediately. Also, please contact us if you would like a current copy of our Disclosure Document, which includes a description of the advisory services we offer.

This material is not intended to present an opinion on legal or tax matters. Please consult with your attorney or tax advisor and compare this document to your custodial statement for accuracy, as applicable.

REAL INNOVATION
LIMITLESS OPPORTUNITY
LEWISVILLE INDEPENDENT SCHOOL DISTRICT

Monthly Investment Report

October 31, 2024

The following reports are submitted in accordance with the Public Funds Investment Act (Texas Gov't Code 2256). The reports also offer supplemental information not required by the Act in order to fully inform the governing body of the Lewisville Independent School District of the position and activity within the District's portfolio of investments. The reports include a management summary overview, a detailed inventory report for the end of the period, and a transaction report, as well as graphic representation of the portfolio to provide full disclosure to the governing body.

Scott Wrehe — 11-15-2024
Scott Wrehe, Chief Financial Officer, Lewisville ISD — Date

Sarah Curtis — 11-11-2024
Sarah Curtis, Director of Accounting, Lewisville ISD — Date

Claudia Orta — 11-11-2024
Claudia Orta, Director of Budget, Lewisville ISD — Date

HUB

Lewisville Independent School District

Monthly Investment Report

September 1, 2024 - September 30, 2024

Portfolio Summary Management Report

LISD Operating Funds

Portfolio as of 08/31/24:			**Portfolio as of 09/30/24:**		
Beginning Book Value	$	945,563,482	Ending Book Value	$	900,022,625
Beginning Market Value	$	946,374,592	Ending Market Value	$	901,297,556
			Investment Income for the period	$	3,930,731
			Unrealized Gain/Loss	$	1,274,931
WAM at Beginning Period Date[1]		84	WAM at Ending Period Date[1]		89
			Change in Market Value [2]	$	(45,077,036)

Average Yield to Maturity for period	**5.074%**
Average Yield 180-Day Treasury Bill for period	**4.593%**

[1] WAM - weighted average maturity based off all investments in portfolio

[2] "Change in Market Value" is required data, but will primarily reflect the receipt and expenditure of the District's funds from month to month.

HUB

Lewisville Independent School District

FIDELITY BOND INVESTMENT SUMMARY*

* See full investment report for current market values and additional information. Figures below are estimates.

Security Type	Settle Date	Maturity Date	Quantity (Par Value)	Annual Yield	Net Amount Invested	Estimated Interest Earned Over Life of Bond
Capital Project #655						
Treasury Bill	4/4/2024	06/30/25	49,630,000	4.96%	$50,027,449	$3,036,722
Treasury Bill	4/4/2024	09/30/25	49,900,000	4.88%	$50,014,983	$3,632,529
Treasury Bill	4/4/2024	12/15/25	50,000,000	4.81%	$49,948,354	$4,034,559
				TOTALS	**$149,990,786**	**$10,703,810**

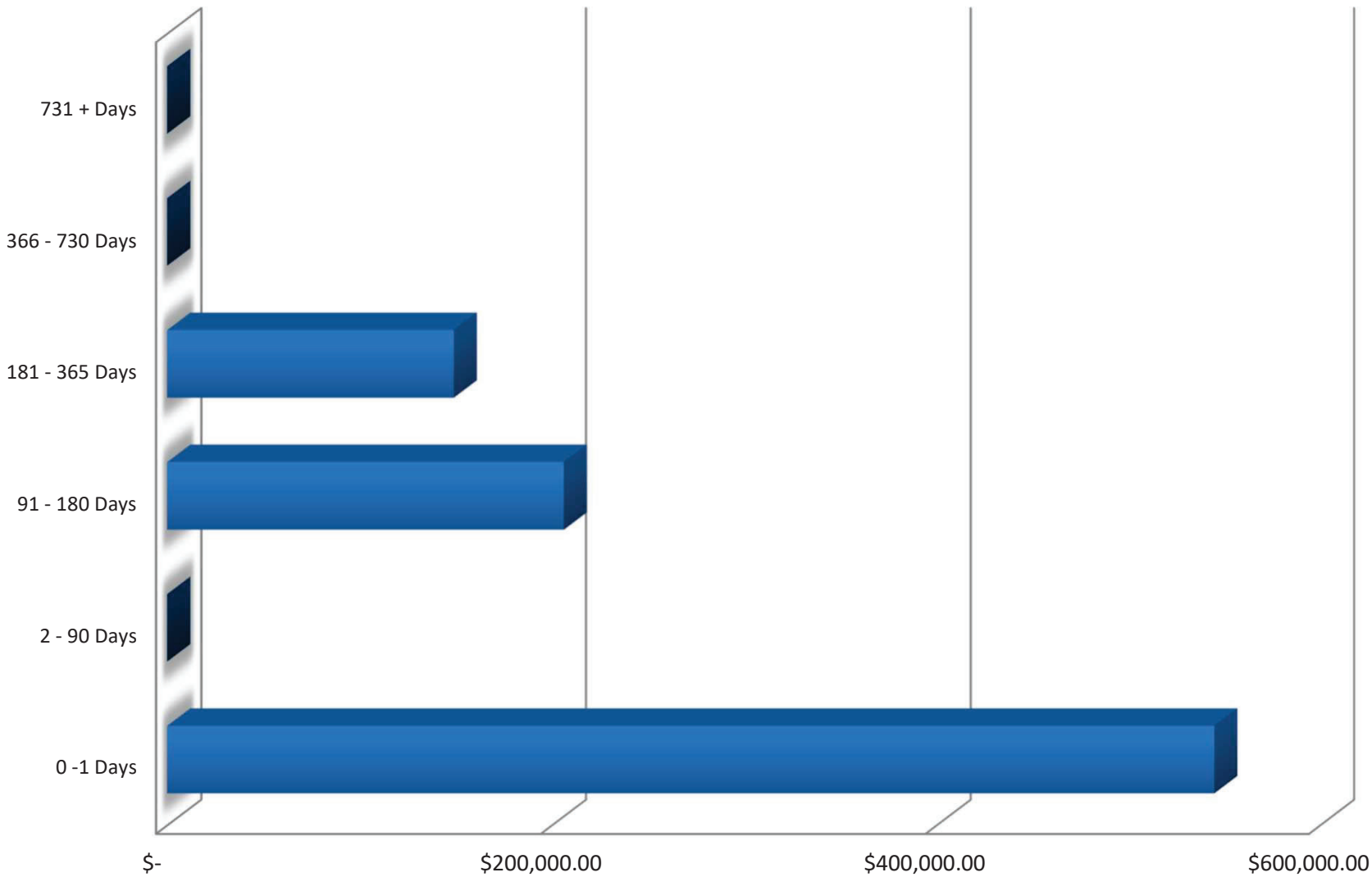

	0 -1 Days	2 - 90 Days	91 - 180 Days	181 - 365 Days	366 - 730 Days	731 + Days
Series1	$544,790.37	$-	$206,231.97	$149,000.29	$-	$-

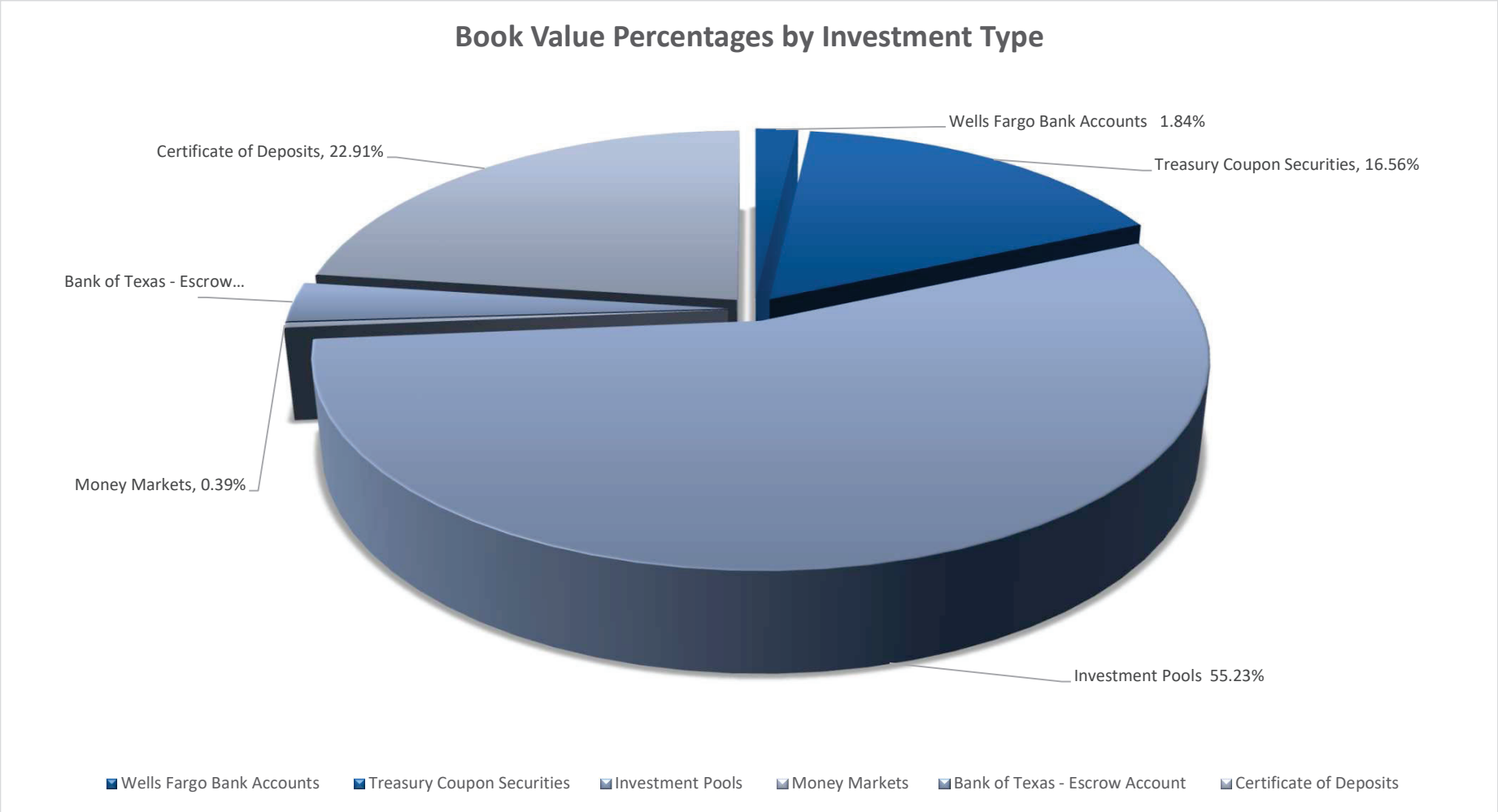
Book Value Percentages by Investment Type
Wells Fargo Bank Accounts 1.84%
Treasury Coupon Securities, 16.56%
Certificate of Deposits, 22.91%
Bank of Texas - Escrow...
Money Markets, 0.39%
Investment Pools 55.23%
Wells Fargo Bank Accounts
Treasury Coupon Securities
Investment Pools
Money Markets
Bank of Texas - Escrow Account
Certificate of Deposits

Lewisville ISD
Portfolio Management
Portfolio Summary
September 30, 2024

HUB Investment Partners LLC
900 S Capital of Texas Hwy
350
Austin, TX 78746
(512)600-5200

Investments	Par Value	Market Value	Book Value	% of Portfolio	Term	Days to Maturity	YTM 365 Equiv.
Wells Fargo Bank Accounts	16,544,886.56	16,544,886.56	16,544,886.56	1.84	1	1	0.000
Treasury Coupon Securities	149,530,000.00	150,275,220.00	149,000,289.31	16.56	539	359	4.884
Investment Pools	497,085,056.58	497,085,056.58	497,085,056.58	55.23	1	1	5.274
Money Markets	3,467,997.56	3,467,997.56	3,467,997.56	0.39	1	1	4.830
Bank of Texas - Escrow Account	27,692,425.97	27,692,425.97	27,692,425.97	3.08	1	1	4.678
CD's - Monthly Interest	206,231,969.50	206,231,969.50	206,231,969.50	22.91	274	127	5.195
Investments	**900,552,336.17**	**901,297,556.17**	**900,022,625.48**	**100.00%**	**153**	**89**	**5.074**
Cash and Accrued Interest							
Accrued Interest at Purchase		0.00	0.00				
Ending Accrued Interest		1,177,102.84	1,177,102.84				
Subtotal		1,177,102.84	1,177,102.84				
Total Cash and Investments Value	**900,552,336.17**	**902,474,659.01**	**901,199,728.32**		**153**	**89**	**5.074**

Total Earnings	September 30 Month Ending	Fiscal Year To Date
Current Year	3,930,730.87	3,930,730.87
Average Daily Balance	**939,379,934.87**	**939,379,934.87**
Effective Rate of Return	**5.09%**	**5.09%**

_,

Reporting period 09/01/2024-09/30/2024
Data Updated: SET_LSD: 10/15/2024 14:32
Run Date: 10/15/2024 - 14:32

Portfolio LISD
AP
PM (PRF_PM1) 7.3.11
Report Ver. 7.3.11

Lewisville ISD
Texas Compliance Change in Val Report
Sorted by Fund
September 1, 2024 - September 30, 2024

HUB Investment Partners LLC
900 S Capital of Texas Hwy
350
Austin, TX 78746
(512)600-5200

Inv # / Cusip	Issuer / Par Value	Fund / YTM	Purch Date / Mat Date	Interest Accrual / Interest Received	Beginning Book Value / Beginning Market Value	Purchases/ Additions	Redemptions	Change in Value	Ending Book Value / Ending Market Value
Fund: Capital Project #645									
10152	TXPL	CP0645	03/28/2013	0.00	0.00	0.00	0.00	0.00	0.00
999999993	0.00	0.000	/ /	0.00	0.00	0.00	0.00	0.00	0.00
	Sub Totals For: Fund: Capital Project #645			0.00	0.00	0.00	0.00	0.00	0.00
				0.00	0.00	0.00	0.00	0.00	0.00
Fund: Capital Project #646									
10181	TXPL	CP0646	11/01/2013	0.00	0.00	0.00	0.00	0.00	0.00
999999993	0.00	0.000	/ /	0.00	0.00	0.00	0.00	0.00	0.00
	Sub Totals For: Fund: Capital Project #646			0.00	0.00	0.00	0.00	0.00	0.00
				0.00	0.00	0.00	0.00	0.00	0.00
Fund: Capital Project #647									
10213	TXPL	CP0647	10/01/2014	0.00	0.00	0.00	0.00	0.00	0.00
999999993	0.00	0.000	/ /	0.00	0.00	0.00	0.00	0.00	0.00
10236	EWB	CP0647	09/01/2016	0.00	0.00	0.00	0.00	0.00	0.00
72000257A	0.00	0.000	/ /	0.00	0.00	0.00	0.00	0.00	0.00
	Sub Totals For: Fund: Capital Project #647			0.00	0.00	0.00	0.00	0.00	0.00
				0.00	0.00	0.00	0.00	0.00	0.00
Fund: Capital Project #650									
10107	WF	CP0650	12/01/2017	0.00	0.00	0.00	0.00	0.00	0.00
1BB56050	0.00	5.270	/ /	0.00	0.00	0.00	0.00	0.00	0.00
10259	TXPL	CP0650	08/08/2017	10,618.12	2,501,832.76	10,618.12	0.00	10,618.12	2,512,450.88
999999993	2,512,450.88	5.163	/ /	10,618.12	2,501,832.76	10,618.12	0.00	10,618.12	2,512,450.88
10396	NEXB	CP0650	11/30/2017	0.00	0.00	0.00	0.00	0.00	0.00
1514256	0.00	0.990	/ /	0.00	0.00	0.00	0.00	0.00	0.00

Inv # / Cusip	Issuer / Par Value	Fund / YTM	Purch Date / Mat Date	Interest Accrual / Interest Received	Beginning Book Value / Beginning Market Value	Purchases/ Additions	Redemptions	Change in Value	Ending Book Value / Ending Market Value
	Sub Totals For: Fund: Capital Project #650			10,618.12	2,501,832.76	10,618.12	0.00	10,618.12	2,512,450.88
				10,618.12	2,501,832.76	10,618.12	0.00	10,618.12	2,512,450.88
Fund: Capital Project #651									
10410	TXPL	CP0651	08/07/2018	12,620.00	2,975,626.62	12,620.00	9,362.99	3,257.01	2,978,883.63
999999993	2,978,883.63	5.163	/ /	12,620.00	2,975,626.62	12,620.00	9,362.99	3,257.01	2,978,883.63
	Sub Totals For: Fund: Capital Project #651			12,620.00	2,975,626.62	12,620.00	9,362.99	3,257.01	2,978,883.63
				12,620.00	2,975,626.62	12,620.00	9,362.99	3,257.01	2,978,883.63
Fund: Capital Project #652									
10417	TXPL	CP0652	08/01/2019	14,588.88	3,440,453.28	14,588.88	9,781.91	4,806.97	3,445,260.25
200035	3,445,260.25	5.163	/ /	14,588.88	3,440,453.28	14,588.88	9,781.91	4,806.97	3,445,260.25
	Sub Totals For: Fund: Capital Project #652			14,588.88	3,440,453.28	14,588.88	9,781.91	4,806.97	3,445,260.25
				14,588.88	3,440,453.28	14,588.88	9,781.91	4,806.97	3,445,260.25
Fund: Capital Project #653									
10428	TXPL	CP0653	07/01/2020	0.03	6.38	0.00	6.38	-6.38	0.00
999999993	0.00	5.163	/ /	0.00	6.38	0.00	6.38	-6.38	0.00
10455	TXPLPR	CP0653	01/26/2023	157,173.39	37,819,042.44	157,179.77	2,867,069.06	-2,709,889.29	35,109,153.15
999999994	35,109,153.15	5.279	/ /	157,173.39	37,819,042.44	157,179.77	2,867,069.06	-2,709,889.29	35,109,153.15
10471	FIDEL	CP0653	03/09/2023	0.25	62.59	0.25	0.00	0.25	62.84
FID CAP PR 653	62.84	4.630	/ /	0.25	62.59	0.25	0.00	0.25	62.84
	Sub Totals For: Fund: Capital Project #653			157,173.67	37,819,111.41	157,180.02	2,867,075.44	-2,709,895.42	35,109,215.99
				157,173.64	37,819,111.41	157,180.02	2,867,075.44	-2,709,895.42	35,109,215.99
Fund: Capital Project #655									
10484	TXPLPR	CP0655	02/01/2024	935,795.26	214,486,425.71	42,681,412.14	18,048,967.10	24,632,445.04	239,118,870.75
999999995	239,118,870.75	5.279	/ /	935,795.26	214,486,425.71	42,681,412.14	18,048,967.10	24,632,445.04	239,118,870.75
10485	EWB	CP0655	03/21/2024	172,942.07	40,932,635.96	172,942.07	0.00	172,942.07	41,105,578.03
EWB-1557	41,105,578.03	5.130	03/21/2025	172,942.07	40,932,635.96	172,942.07	0.00	172,942.07	41,105,578.03

Inv # / Cusip	Issuer / Par Value	Fund / YTM	Purch Date / Mat Date	Interest Accrual / Interest Received	Beginning Book Value / Beginning Market Value	Purchases/ Additions	Redemptions	Change in Value	Ending Book Value / Ending Market Value
10486	EWB	CP0655	03/21/2024	135,119.55	40,993,364.63	135,119.55	41,128,484.18	-40,993,364.63	0.00
EWB-9089	0.00	5.460	09/23/2024	135,119.55	40,993,364.63	135,119.55	41,128,484.18	-40,993,364.63	0.00
10487	EWB	CP0655	03/21/2024	178,821.77	40,963,909.68	178,821.77	0.00	178,821.77	41,142,731.45
EWB-5817	41,142,731.45	5.300	12/23/2024	178,821.77	40,963,909.68	178,821.77	0.00	178,821.77	41,142,731.45
10489	AMNATL	CP0655	03/07/2024	2,807.85	5,123,407.43	2,807.85	5,126,215.28	-5,123,407.43	0.00
AM NATL CD 6205	0.00	5.000	09/05/2024	2,807.85	5,123,407.43	2,807.85	5,126,215.28	-5,123,407.43	0.00
10490	AMNATL	CP0655	03/07/2024	42,194.03	10,246,814.92	42,194.03	0.00	42,194.03	10,289,008.95
AM NATL CD 6191	10,289,008.95	5.000	03/06/2025	42,194.03	10,246,814.92	42,194.03	0.00	42,194.03	10,289,008.95
10492	USTR	CP0655	04/04/2024	187,123.98	49,495,301.41	0.00	0.00	13,380.65	49,508,682.06
91282CHL8	49,630,000.00	4.961	06/30/2025	0.00	49,672,185.50	0.00	0.00	131,519.50	49,803,705.00
10493	USTR	CP0655	04/04/2024	204,545.66	49,963,543.18	0.00	0.00	-4,838.32	49,958,704.86
91282CJB8	49,900,000.00	4.875	09/30/2025	1,220,232.24	50,237,324.00	0.00	0.00	154,191.00	50,391,515.00
10494	USTR	CP0655	04/04/2024	163,934.42	49,501,054.82	0.00	0.00	31,847.57	49,532,902.39
91282CGA3	50,000,000.00	4.813	12/15/2025	0.00	49,861,500.00	0.00	0.00	218,500.00	50,080,000.00
10496	FIDEL	CP0655	04/01/2024	9,269.48	2,211,164.64	1,256,769.48	0.00	1,256,769.48	3,467,934.12
FID CAP PR 655	3,467,934.12	4.830	/ /	9,269.48	2,211,164.64	1,256,769.48	0.00	1,256,769.48	3,467,934.12
10499	AMNATL	CP0655	09/05/2024	18,289.06	0.00	5,144,504.34	0.00	5,144,504.34	5,144,504.34
AM NATL CD 4858	5,144,504.34	5.000	03/06/2025	18,289.06	0.00	5,144,504.34	0.00	5,144,504.34	5,144,504.34
	Sub Totals For: Fund: Capital Project #655			2,050,843.13	503,917,622.38	49,614,571.23	64,303,666.56	-14,648,705.43	489,268,916.95
				2,715,471.31	504,728,732.47	49,614,571.23	64,303,666.56	-14,184,884.83	490,543,847.64
Fund: Captial Project #661									
10498	TXPLPR	CP0661	07/23/2024	450,211.82	102,442,641.48	41,578,696.00	41,137,784.85	440,911.15	102,883,552.63
999999994	102,883,552.63	5.279	/ /	450,211.82	102,442,641.48	41,578,696.00	41,137,784.85	440,911.15	102,883,552.63
	Sub Totals For: Fund: Captial Project #661			450,211.82	102,442,641.48	41,578,696.00	41,137,784.85	440,911.15	102,883,552.63
				450,211.82	102,442,641.48	41,578,696.00	41,137,784.85	440,911.15	102,883,552.63
Fund: Debt Service									

Inv # / Cusip	Issuer / Par Value	Fund / YTM	Purch Date / Mat Date	Interest Accrual / Interest Received	Beginning Book Value / Beginning Market Value	Purchases/ Additions	Redemptions	Change in Value	Ending Book Value / Ending Market Value
10018	TXPL	DS	09/01/2006	18,211.86	4,173,857.91	242,627.30	0.00	242,627.30	4,416,485.21
999999993	4,416,485.21	5.163	/ /	18,211.86	4,173,857.91	242,627.30	0.00	242,627.30	4,416,485.21
10019	TXPLPR	DS	09/01/2006	95,986.87	22,119,248.47	95,986.87	0.00	95,986.87	22,215,235.34
999999994	22,215,235.34	5.279	/ /	95,986.87	22,119,248.47	95,986.87	0.00	95,986.87	22,215,235.34
10116	WF	DS	11/01/2011	0.00	62,975.81	0.00	0.00	0.00	62,975.81
1112	62,975.81	0.000	/ /	0.00	62,975.81	0.00	0.00	0.00	62,975.81
10220	FIRST	DS	09/01/2016	0.00	0.00	0.00	0.00	0.00	0.00
63621	0.00	4.499	/ /	0.00	0.00	0.00	0.00	0.00	0.00
10422	EWB	DS	04/01/2020	0.00	0.00	0.00	0.00	0.00	0.00
8003152298	0.00	0.050	/ /	0.00	0.00	0.00	0.00	0.00	0.00
10459	FIDEL	DS	01/13/2023	0.00	0.01	0.00	0.00	0.00	0.01
FID DS MM	0.01	5.020	/ /	0.00	0.01	0.00	0.00	0.00	0.01
	Sub Totals For: Fund: Debt Service			114,198.73	26,356,082.20	338,614.17	0.00	338,614.17	26,694,696.37
				114,198.73	26,356,082.20	338,614.17	0.00	338,614.17	26,694,696.37
Fund: Escrow Sinking Fund									
10250	BOT	ESF	09/20/2016	117,643.66	27,574,782.31	117,643.66	0.00	117,643.66	27,692,425.97
JAG081829	27,692,425.97	4.678	/ /	117,643.66	27,574,782.31	117,643.66	0.00	117,643.66	27,692,425.97
	Sub Totals For: Fund: Escrow Sinking Fund			117,643.66	27,574,782.31	117,643.66	0.00	117,643.66	27,692,425.97
				117,643.66	27,574,782.31	117,643.66	0.00	117,643.66	27,692,425.97
Fund: 660- Surplus Propert									
10416	TXPL	F660	07/01/2019	32,875.42	8,786,036.26	32,875.42	4,613,637.93	-4,580,762.51	4,205,273.75
999999993	4,205,273.75	5.163	/ /	32,875.42	8,786,036.26	32,875.42	4,613,637.93	-4,580,762.51	4,205,273.75
10454	TXPLPR	F660	01/26/2023	99,429.37	22,912,540.79	99,429.37	0.00	99,429.37	23,011,970.16
999999994	23,011,970.16	5.279	/ /	99,429.37	22,912,540.79	99,429.37	0.00	99,429.37	23,011,970.16
	Sub Totals For: Fund: 660- Surplus Propert			132,304.79	31,698,577.05	132,304.79	4,613,637.93	-4,481,333.14	27,217,243.91
				132,304.79	31,698,577.05	132,304.79	4,613,637.93	-4,481,333.14	27,217,243.91
Fund: JEM Res-Sec 125									

Inv # / Cusip	Issuer / Par Value	Fund / YTM	Purch Date / Mat Date	Interest Accrual / Interest Received	Beginning Book Value / Beginning Market Value	Purchases/ Additions	Redemptions	Change in Value	Ending Book Value / Ending Market Value
10115	WF	JRS	11/01/2011	0.00	661,290.94	125,205.78	67,956.75	57,249.03	718,539.97
1250	718,539.97	0.000	/ /	0.00	661,290.94	125,205.78	67,956.75	57,249.03	718,539.97
	Sub Totals For: Fund: JEM Res-Sec 125			0.00	661,290.94	125,205.78	67,956.75	57,249.03	718,539.97
				0.00	661,290.94	125,205.78	67,956.75	57,249.03	718,539.97
Fund: Land Sales #660									
10472	FIDEL	LS0660	03/09/2023	0.00	0.58	0.00	0.00	0.00	0.58
FID LS 660	0.58	5.000	/ /	0.00	0.58	0.00	0.00	0.00	0.58
	Sub Totals For: Fund: Land Sales #660			0.00	0.58	0.00	0.00	0.00	0.58
				0.00	0.58	0.00	0.00	0.00	0.58
Fund: Maintenance & Operat									
10016	TXPL	OPER	09/01/2006	8,645.90	1,031,145.51	21,955,234.51	17,000,000.00	4,955,234.51	5,986,380.02
999999993	5,986,380.02	5.163	/ /	8,645.90	1,031,145.51	21,955,234.51	17,000,000.00	4,955,234.51	5,986,380.02
10017	TXPLPR	OPER	09/01/2006	260,790.18	84,075,053.56	37,199,013.65	74,614,893.91	-37,415,880.26	46,659,173.30
999999994	46,659,173.30	5.279	/ /	260,790.18	84,075,053.56	37,199,013.65	74,614,893.91	-37,415,880.26	46,659,173.30
10105	WF	OPER	06/01/2011	0.00	13,084,586.09	88,050,632.36	85,384,623.52	2,666,008.84	15,750,594.93
3173	15,750,594.93	0.000	/ /	0.00	13,084,586.09	88,050,632.36	85,384,623.52	2,666,008.84	15,750,594.93
10198	EWB	OPER	09/01/2016	0.00	0.00	0.00	0.00	0.00	0.00
72000240	0.00	0.050	/ /	0.00	0.00	0.00	0.00	0.00	0.00
10434	EWB	OPER	01/20/2021	0.00	0.00	0.00	0.00	0.00	0.00
EWB-41478	0.00	0.000	/ /	0.00	0.00	0.00	0.00	0.00	0.00
10437	WESTAS	OPER	06/23/2021	0.00	0.00	0.00	0.00	0.00	0.00
5015445380	0.00	3.050	/ /	0.00	0.00	0.00	0.00	0.00	0.00
10460	FIDEL	OPER	01/26/2023	0.00	0.01	0.00	0.00	0.00	0.01
FID GEN MM	0.01	5.020	/ /	0.00	0.01	0.00	0.00	0.00	0.01
10488	EWB	OPER	03/21/2024	39,419.49	11,959,317.98	39,419.49	11,998,737.47	-11,959,317.98	0.00
EWB-40307 D	0.00	5.460	09/23/2024	39,419.49	11,959,317.98	39,419.49	11,998,737.47	-11,959,317.98	0.00

Inv # / Cusip	Issuer / Par Value	Fund / YTM	Purch Date / Mat Date	Interest Accrual / Interest Received	Beginning Book Value / Beginning Market Value	Purchases/ Additions	Redemptions	Change in Value	Ending Book Value / Ending Market Value
10495	EWB	OPER	04/22/2024	119,770.41	26,582,133.10	119,770.41	0.00	119,770.41	26,701,903.51
EWB-30301-4	26,701,903.51	5.470	10/22/2024	119,770.41	26,582,133.10	119,770.41	0.00	119,770.41	26,701,903.51
10497	EWB	OPER	05/09/2024	233,627.91	51,568,503.19	233,627.91	0.00	233,627.91	51,802,131.10
EWB-7711-B	51,802,131.10	5.500	11/12/2024	233,627.91	51,568,503.19	233,627.91	0.00	233,627.91	51,802,131.10
10500	AMNATL	OPER	09/12/2024	26,320.56	0.00	10,026,320.56	0.00	10,026,320.56	10,026,320.56
AM NATL CD 6918	10,026,320.56	5.050	09/11/2025	26,320.56	0.00	10,026,320.56	0.00	10,026,320.56	10,026,320.56
10501	AMNATL	OPER	09/19/2024	14,310.82	0.00	10,014,310.82	0.00	10,014,310.82	10,014,310.82
AM NATL CD 5395	10,014,310.82	4.350	09/18/2025	14,310.82	0.00	10,014,310.82	0.00	10,014,310.82	10,014,310.82
10502	AMNATL	OPER	09/26/2024	5,480.74	0.00	10,005,480.74	0.00	10,005,480.74	10,005,480.74
AM NATL CD 5433	10,005,480.74	4.000	09/25/2025	5,480.74	0.00	10,005,480.74	0.00	10,005,480.74	10,005,480.74
1BA79321	WF	OPER	11/01/2017	102,497.32	13,571,966.79	102,497.32	13,674,464.11	-13,571,966.79	0.00
3802	0.00	5.070	/ /	102,497.32	13,571,966.79	102,497.32	13,674,464.11	-13,571,966.79	0.00
Sub Totals For: Fund: Maintenance & Operat				810,863.33	201,872,706.23	177,746,307.77	202,672,719.01	-24,926,411.24	176,946,294.99
				810,863.33	201,872,706.23	177,746,307.77	202,672,719.01	-24,926,411.24	176,946,294.99
Fund: Worker's Compensatio									
10025	TXPLPR	WC	09/01/2006	16,671.19	3,841,722.13	16,671.19	0.00	16,671.19	3,858,393.32
999999994	3,858,393.32	5.279	/ /	16,671.19	3,841,722.13	16,671.19	0.00	16,671.19	3,858,393.32
10026	TXPL	WC	09/01/2006	2,603.65	460,532.02	317,497.56	94,055.39	223,442.17	683,974.19
999999993	683,974.19	5.163	/ /	2,603.65	460,532.02	317,497.56	94,055.39	223,442.17	683,974.19
10106	WF	WC	06/01/2011	0.00	500.85	94,055.39	81,780.39	12,275.00	12,775.85
7958	12,775.85	0.000	/ /	0.00	500.85	94,055.39	81,780.39	12,275.00	12,775.85
Sub Totals For: Fund: Worker's Compensatio				19,274.84	4,302,755.00	428,224.14	175,835.78	252,388.36	4,555,143.36
				19,274.84	4,302,755.00	428,224.14	175,835.78	252,388.36	4,555,143.36
		Report Grand Totals:		3,890,340.97	945,563,482.24	270,276,574.56	315,857,821.22	-45,540,856.76	900,022,625.48
				4,554,969.12	946,374,592.33	270,276,574.56	315,857,821.22	-45,077,036.16	901,297,556.17

GLOSSARY	
PAR VALUE	The face value of investment.
MARKET VALUE	The face value multiplied by the market price. It is the last reported price from the report date.
BOOK VALUE	The cost of a bond, plus or minus adjustments for purchase discount or premium adjustments.
AMORTIZATION/ACCRETION	Amortization (accretion) is the process of reducing (increasing) the original cost of the investment on a daily basis in order to equal par value at maturity. Amortization calculations vary by investment type and the basis associated with the type of investment.
SECURITY TYPE DEFINITIONS	Security types are broad category of investments with similar characteristics and risk features such as agency securities, corporate bonds, municipal bonds, and money markets. Codes within the system are utilized to make calculations based on the underlying security. Security type labels are customizable.
FAC	Federal Agency Coupon Securities
PA1	Wells Fargo Bank Accounts
RR2	Money Market Accounts
RR4	Bank of Texas - Escrow Account
RR3/RR5	CD's Interest Monthly/Quarterly
RRP	Investment Pools
TRC	Treasury Coupon Securities
PURCHASE PRINCIPAL	The original cost of the bond. Par value multiplied by purchase price.
PREMIUM/DISCOUNT	A bond with price below 100 is discount. A bond with price above 100 is premium.
ADJUSTED INTEREST EARNINGS	Net between interest earned and amortization/accretion adjustments within a report period.
EFFECTIVE RATE OF RETURN	Interest earnings adjusted for amortization of premiums and accretion for discounts plus any realized gain or loss divided by the average daily balance of the portfolio divided by 365 and then multiplied by the actual days in the report period.
YIELD TO MATURITY	The yield of an investment as of the purchase date assuming that the bond is held to maturity.
YTM 360	The yield is based on a hypothetical year that has only 360 days.
YTM 365	The yield is based on a 365-day year.
REMAINING COST	The original cost of an investment taking into consideration any partial sales or redemptions for the par value that remains.
STATED RATE	Coupon rate (yield the bond paid on its issue date).
CURRENT RATE	A bond's annual return based on its annual coupon payments and current price (as opposed to its original price or face).
GASB 31	Establishes fair value standards for investments in (a) participating interest-earning investment contracts, (b) external investment pools, (c) open-end mutual funds, (d) debt securities, and (e) equity securities, option contracts, stock warrants, and stock rights that have readily determinable fair values.

Statement Disclosures

The information provided in this report was created by HUB Investment Partners utilizing data from your custodian that is considered reliable. HUB Investment Partners is relying on the information provided by your custodian; HUB Investment Partners has not audited or otherwise verified the accuracy of the methodology, calculations, or information in this report. As a result, the methodology, calculations, and information presented in the report are not guaranteed by HUB Investment Partners.

HUB Investment Partners is independent of your custodian.

You should consider the account statements received directly from your account custodian as the prevailing document for your account. Please review the information contained on this statement against the statement provided to you from the account custodian or product sponsor. The reported value on your account statement you received from the account custodian may differ from the reported value on this quarterly statement due to a variety of factors including the treatment of accrued income and dividends, rounding and other considerations. If there is any unexplained discrepancy between this statement and the account statement you received from the account custodian, please immediately contact HUB Investment Partners and/or your account custodian. Discrepancies should be reported to HUB Investment Partners via telephone at 512-600-5268.

The account portfolio or assets in the account are valued at the starting and ending points of the period. Cash flows are included in the calculation based on when they occurred during the period.

Performance data quoted represents past performance and does not guarantee future results. The investment return and principal of an investment will fluctuate so that an investor's shares when redeemed may be worth more or less than their original cost. All investments have investment risks such as fluctuation in investment principal including the complete loss of principal invested. The values represented in the report may not reflect the original cost of a client's initial investment. HUB Investment Partners standard reporting does not reflect reinvestment of dividends and other earnings in the performance numbers, unless the account holder specifically asks for inclusion of such earnings. Performance report calculations and figures should not be relied upon for tax purposes.

If you have any changes in your financial situation, risk tolerance, investment objectives or if you wish to impose or modify any reasonable restrictions on the management of your account(s), please contact HUB Investment Partners immediately. Also, please contact us if you would like a current copy of our Disclosure Document, which includes a description of the advisory services we offer.

This material is not intended to present an opinion on legal or tax matters. Please consult with your attorney or tax advisor and compare this document to your custodial statement for accuracy, as applicable.

REAL INNOVATION
LIMITLESS OPPORTUNITY
LEWISVILLE INDEPENDENT SCHOOL DISTRICT

Monthly Investment Report

September 30, 2024

The following reports are submitted in accordance with the Public Funds Investment Act (Texas Gov't Code 2256). The reports also offer supplemental information not required by the Act in order to fully inform the governing body of the Lewisville Independent School District of the position and activity within the District's portfolio of investments. The reports include a management summary overview, a detailed inventory report for the end of the period, and a transaction report, as well as graphic representation of the portfolio to provide full disclosure to the governing body.

Scott Wrehe, Chief Financial Officer, Lewisville ISD — Date: 10/17/2024

Sarah Curtis, Director of Accounting, Lewisville ISD — Date: 10/15/2024

Claudia Orta, Director of Budget, Lewisville ISD — Date: 10/17/2024

HUB