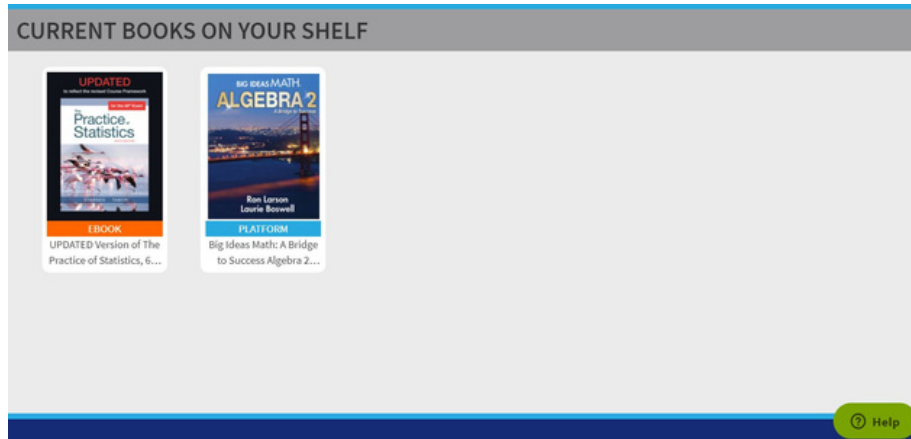


# How to Access Your Digital Texts


**Step 1:** Log into your Shelfit Account

**Step 2:** Your ebooks will appear on your **Shelf**, the first screen you see after logging in.




**Step 3:** Clicking on an eBook on your Shelf will prompt one of two things, depending on the type of digital book it is.

- 1) **eBook** - Your Reader will open in a separate tab, providing direct access to your eBook.



- 2) **Platform** - You'll be taken to a new tab, where you'll see login information and instructions to access your ebook on the publisher's platform.



**Big Ideas Math: A Bridge to Success Algebra 2 Dynamic Student Resources Online (1-year access)**

Access Code: no code required

Username: \_\_\_\_\_  
 Password: \_\_\_\_\_

**General Information:**

Student Instructions

1. Visit [www.BigIdeasMath.com](http://www.BigIdeasMath.com).
2. Click *New to Big Ideas Math?*
3. Enter your access code and click *Next*.
4. Fill out the required information and click *Next*.
5. Write down your username and click *Next*.

**Please contact Shelfit Reader Customer Service for support.**  
 Email: [customersfirst@edtechsolutions.com](mailto:customersfirst@edtechsolutions.com)  
 Phone: 1-855-338-3245