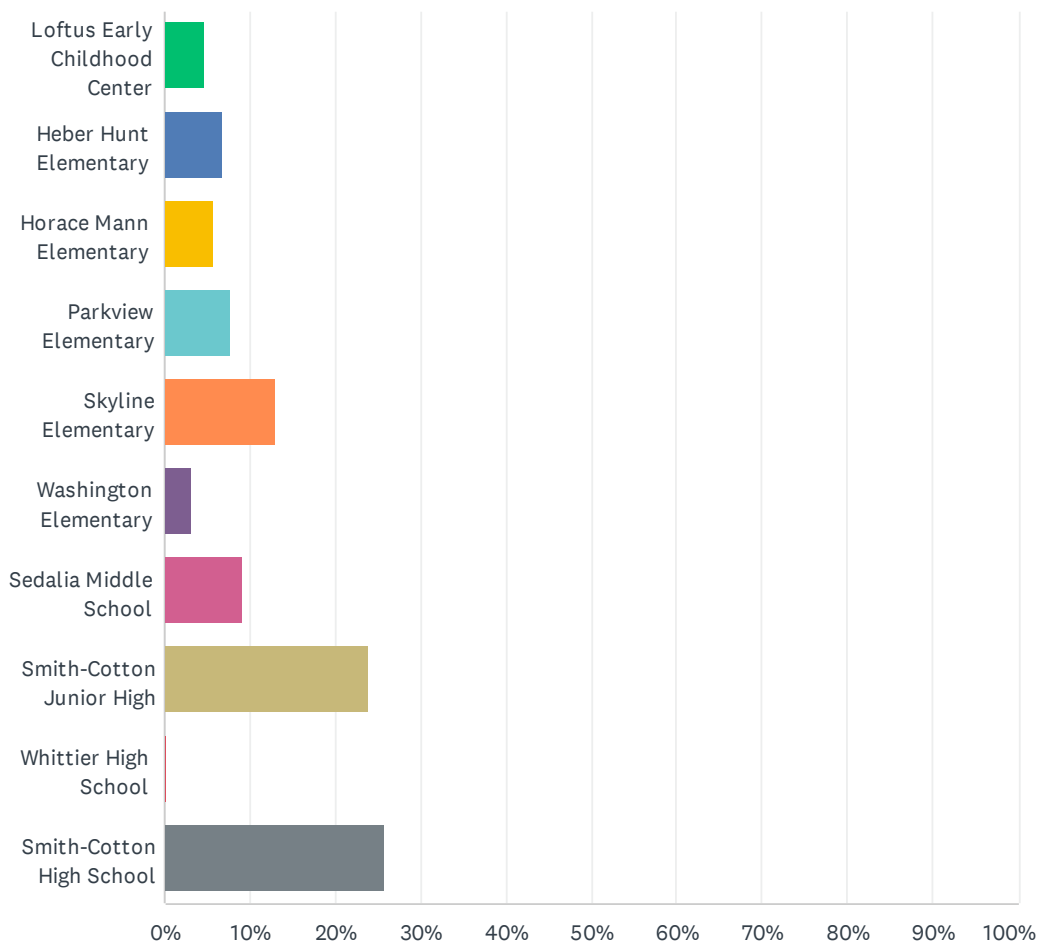


# Q1 Select your student's building (If you have students in multiple buildings, please select just one here and complete separate surveys for the other buildings.).

Answered: 369 Skipped: 1

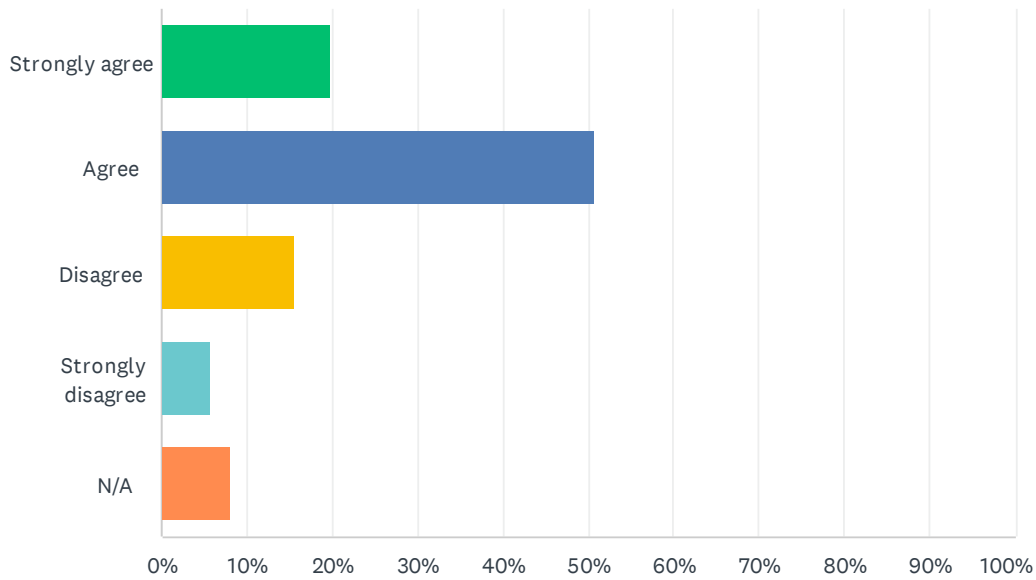


2025 SSD200 Climate & Culture: District Families

ANSWER CHOICES	RESPONSES	
Loftus Early Childhood Center	4.61%	17
Heber Hunt Elementary	6.78%	25
Horace Mann Elementary	5.69%	21
Parkview Elementary	7.59%	28
Skyline Elementary	13.01%	48
Washington Elementary	3.25%	12
Sedalia Middle School	9.21%	34
Smith-Cotton Junior High	23.85%	88
Whittier High School	0.27%	1
Smith-Cotton High School	25.75%	95
<b>TOTAL</b>		<b>369</b>

## Q2 The school system assures student voices are heard and respected.

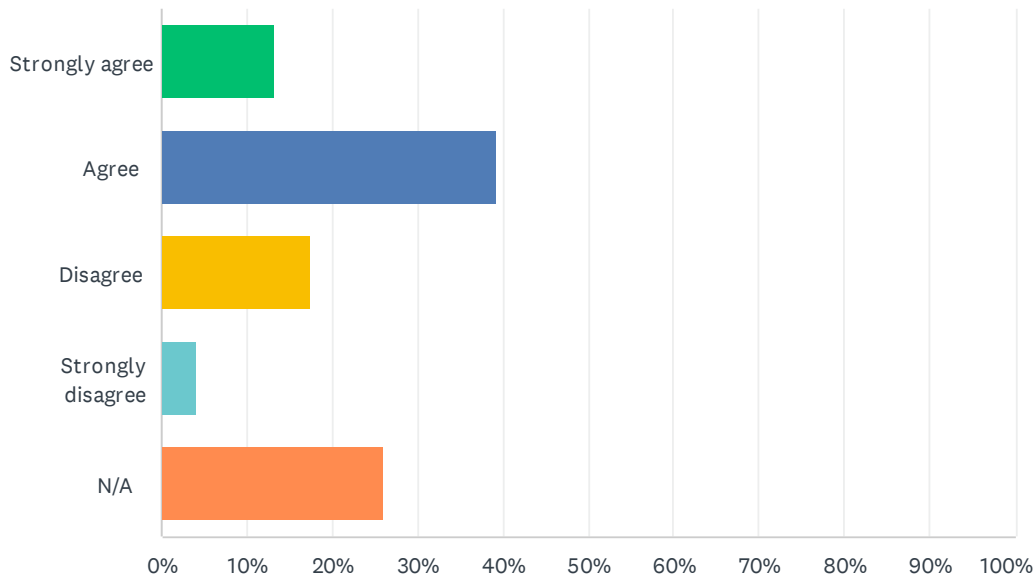
Answered: 367 Skipped: 3



ANSWER CHOICES	RESPONSES	
Strongly agree	19.89%	73
Agree	50.68%	186
Disagree	15.53%	57
Strongly disagree	5.72%	21
N/A	8.17%	30
<b>TOTAL</b>		<b>367</b>

### Q3 The school system provides school climate and culture data and reports periodically to all stakeholders.

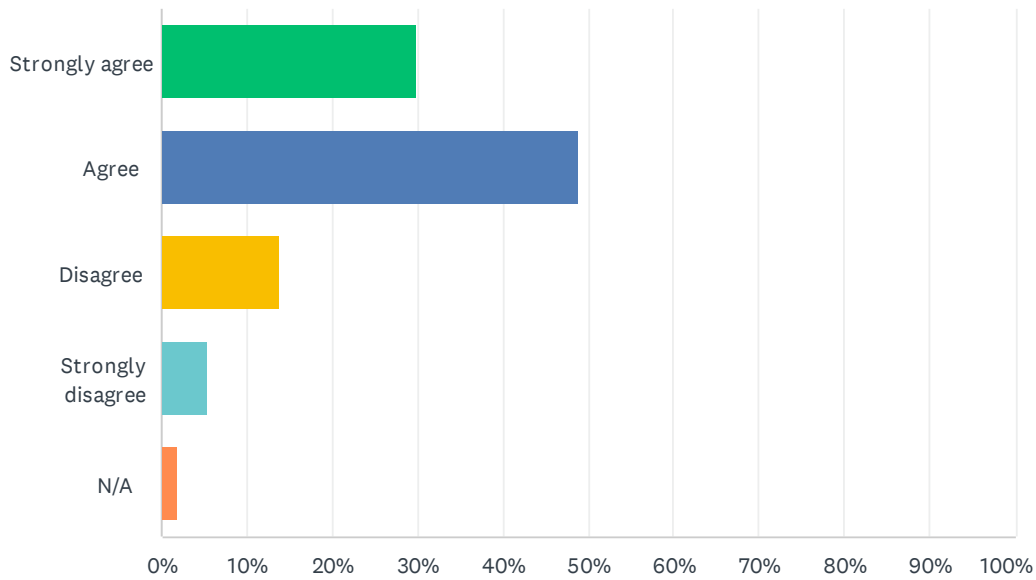
Answered: 365 Skipped: 5



ANSWER CHOICES	RESPONSES	
Strongly agree	13.15%	48
Agree	39.18%	143
Disagree	17.53%	64
Strongly disagree	4.11%	15
N/A	26.03%	95
<b>TOTAL</b>		<b>365</b>

## Q4 My child receives the educational support they need.

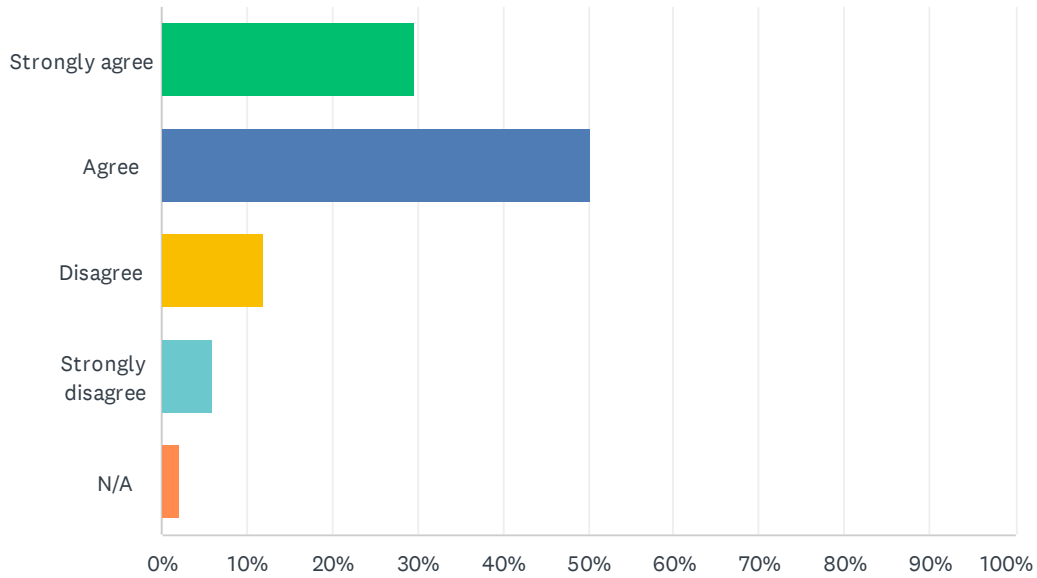
Answered: 368 Skipped: 2



ANSWER CHOICES	RESPONSES	
Strongly agree	29.89%	110
Agree	48.91%	180
Disagree	13.86%	51
Strongly disagree	5.43%	20
N/A	1.90%	7
<b>TOTAL</b>		<b>368</b>

## Q5 My child is treated fairly at school.

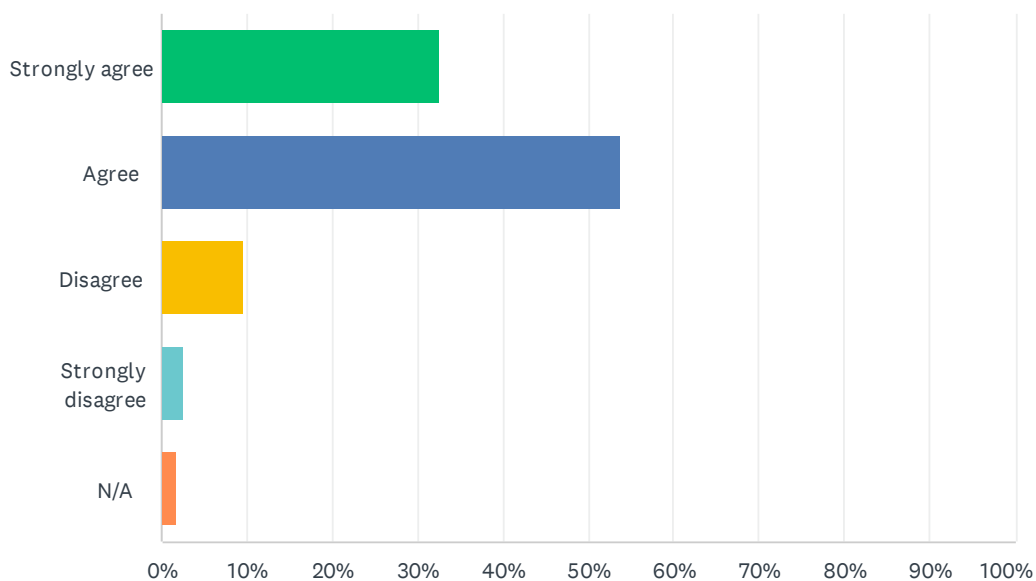
Answered: 368 Skipped: 2



ANSWER CHOICES	RESPONSES	
Strongly agree	29.62%	109
Agree	50.27%	185
Disagree	11.96%	44
Strongly disagree	5.98%	22
N/A	2.17%	8
<b>TOTAL</b>		<b>368</b>

## Q6 My child feels physically safe at school.

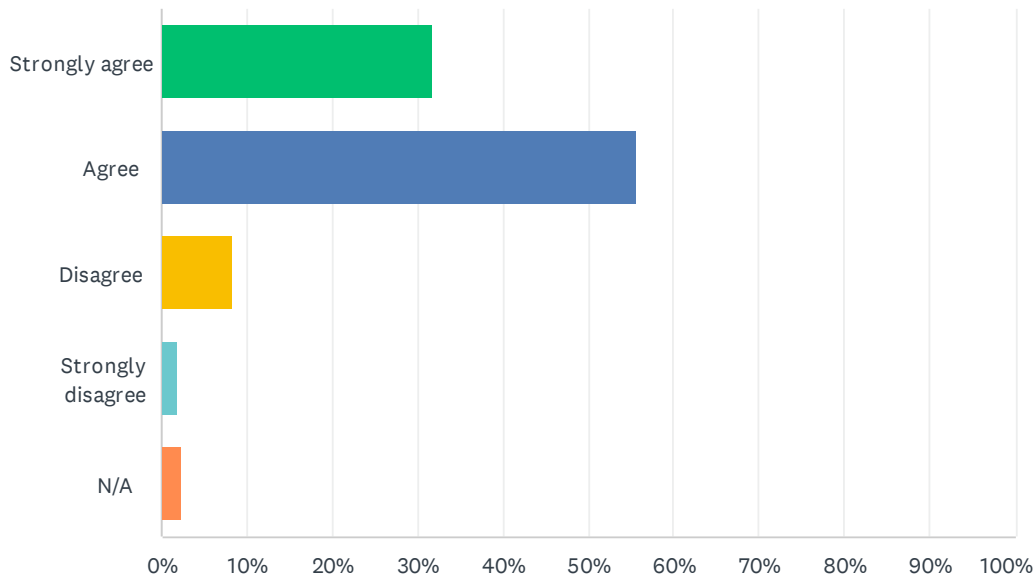
Answered: 367 Skipped: 3



ANSWER CHOICES	RESPONSES	
Strongly agree	32.70%	120
Agree	53.68%	197
Disagree	9.54%	35
Strongly disagree	2.45%	9
N/A	1.63%	6
<b>TOTAL</b>		<b>367</b>

## Q7 My child's school building and grounds are in good condition.

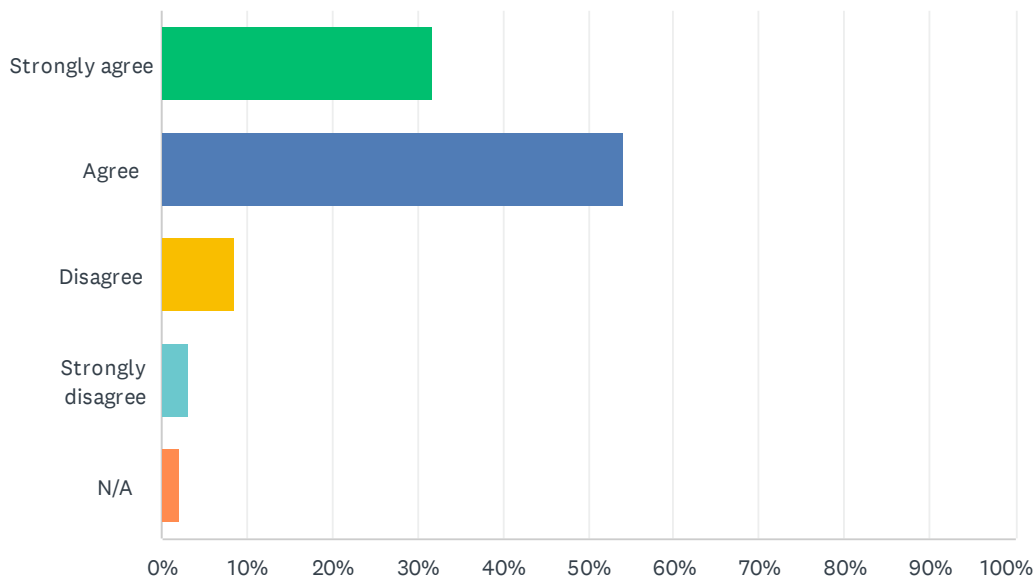
Answered: 369 Skipped: 1



ANSWER CHOICES	RESPONSES	
Strongly agree	31.71%	117
Agree	55.56%	205
Disagree	8.40%	31
Strongly disagree	1.90%	7
N/A	2.44%	9
<b>TOTAL</b>		<b>369</b>

## Q8 If my child has a problem, there is someone at the school who can help.

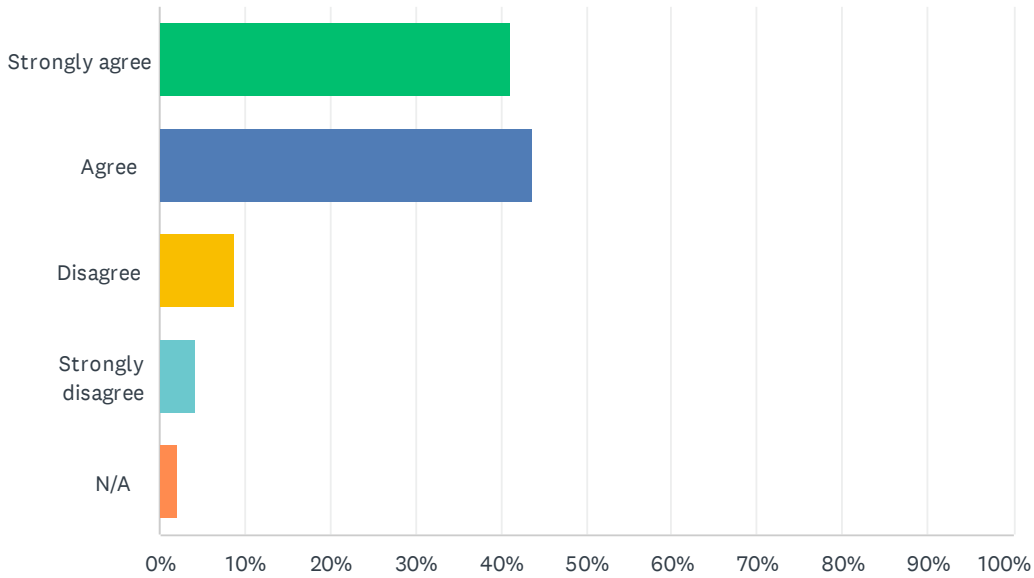
Answered: 365 Skipped: 5



ANSWER CHOICES	RESPONSES	
Strongly agree	31.78%	116
Agree	54.25%	198
Disagree	8.49%	31
Strongly disagree	3.29%	12
N/A	2.19%	8
<b>TOTAL</b>		<b>365</b>

## Q9 I am comfortable talking to teachers at this school.

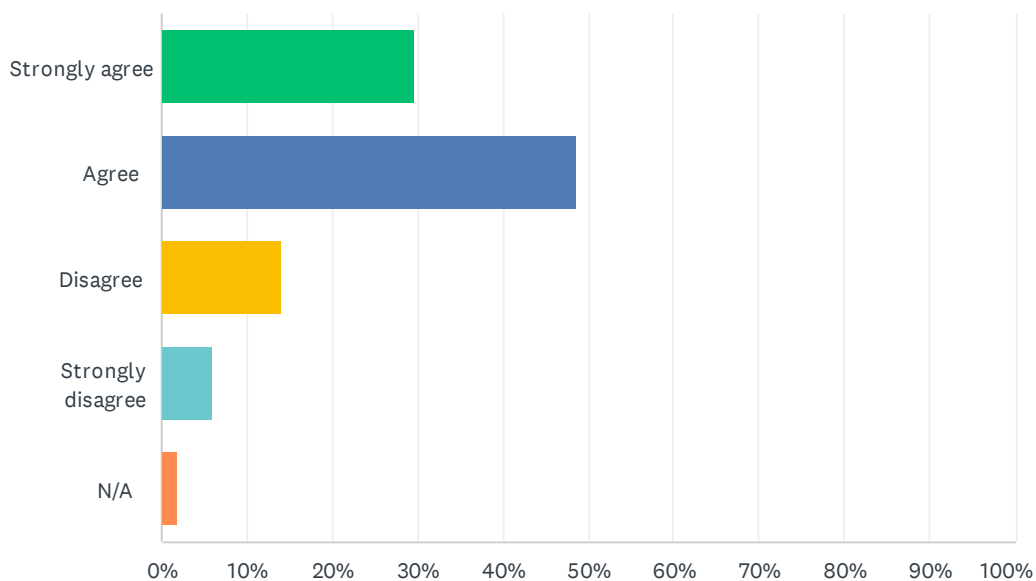
Answered: 369 Skipped: 1



ANSWER CHOICES	RESPONSES	
Strongly agree	41.19%	152
Agree	43.63%	161
Disagree	8.67%	32
Strongly disagree	4.34%	16
N/A	2.17%	8
<b>TOTAL</b>		<b>369</b>

## Q10 I receive regular communication about my child’s progress.

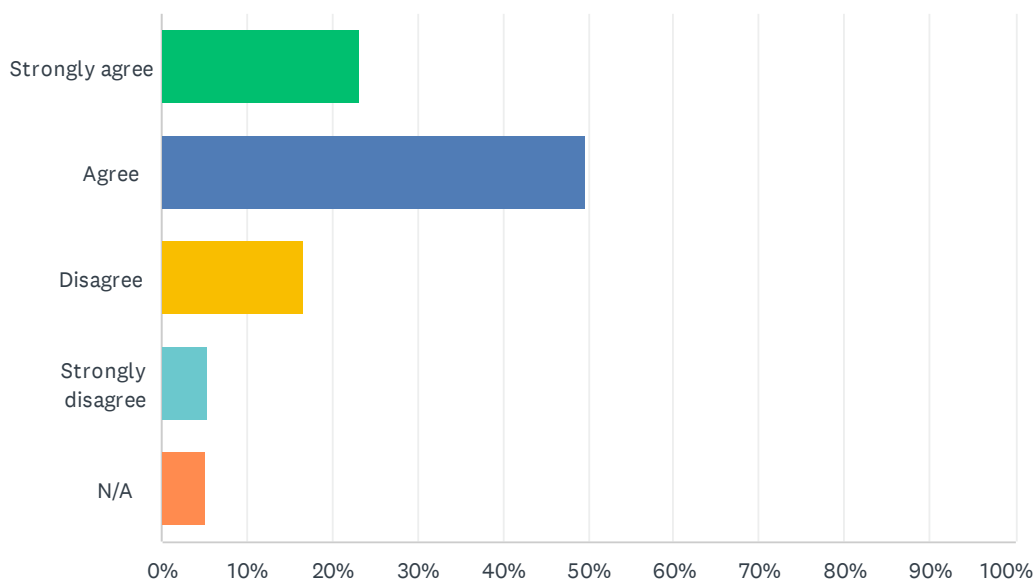
Answered: 369 Skipped: 1



ANSWER CHOICES	RESPONSES	
Strongly agree	29.54%	109
Agree	48.51%	179
Disagree	14.09%	52
Strongly disagree	5.96%	22
N/A	1.90%	7
<b>TOTAL</b>		<b>369</b>

## Q11 This school sets high expectations for all students.

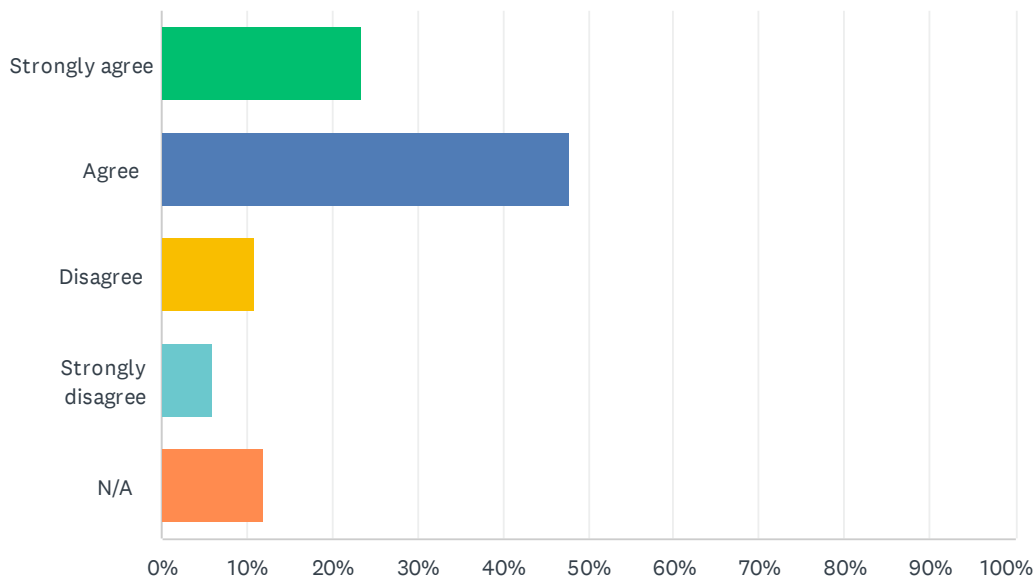
Answered: 369 Skipped: 1



ANSWER CHOICES	RESPONSES	
Strongly agree	23.31%	86
Agree	49.59%	183
Disagree	16.53%	61
Strongly disagree	5.42%	20
N/A	5.15%	19
<b>TOTAL</b>		<b>369</b>

## Q12 This school has programs for my child’s talents, gifts, or special needs.

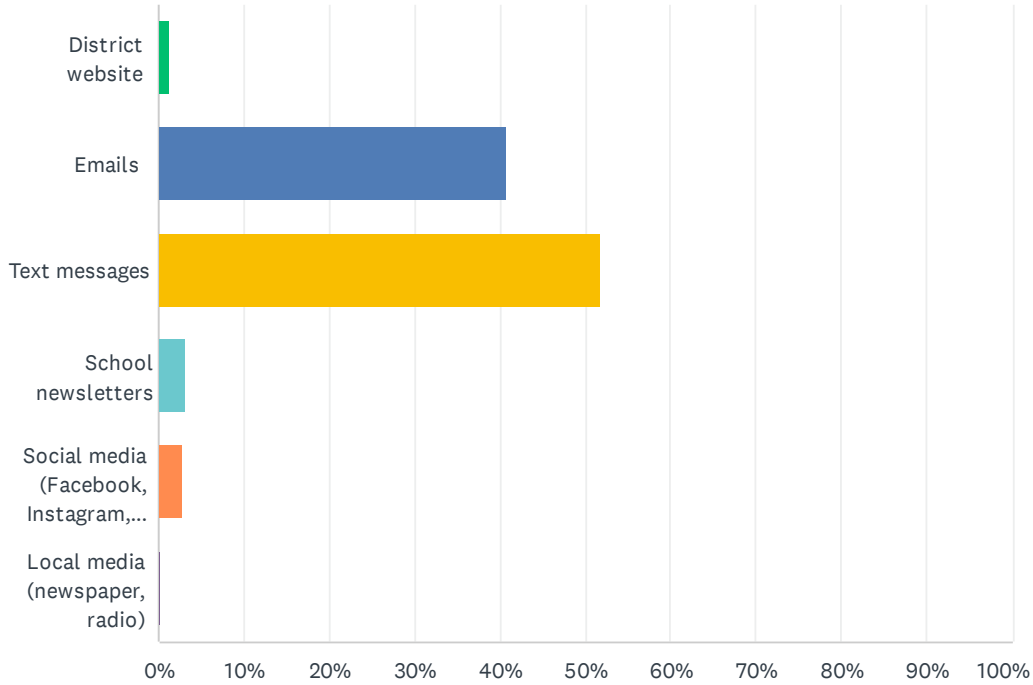
Answered: 370 Skipped: 0



ANSWER CHOICES	RESPONSES	
Strongly agree	23.51%	87
Agree	47.84%	177
Disagree	10.81%	40
Strongly disagree	5.95%	22
N/A	11.89%	44
<b>TOTAL</b>		<b>370</b>

### Q13 What is the best way for the Sedalia School District to provide key and timely information to you?

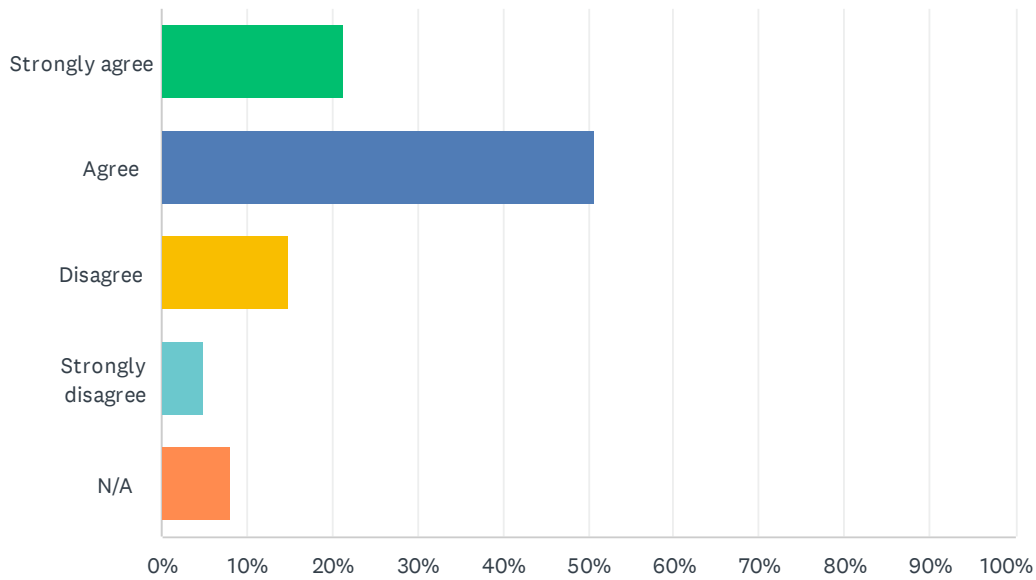
Answered: 369 Skipped: 1



ANSWER CHOICES	RESPONSES	
District website	1.36%	5
Emails	40.65%	150
Text messages	51.76%	191
School newsletters	3.25%	12
Social media (Facebook, Instagram, Twitter/X)	2.71%	10
Local media (newspaper, radio)	0.27%	1
<b>TOTAL</b>		<b>369</b>

## Q14 Do you feel the school district is moving in a positive direction?

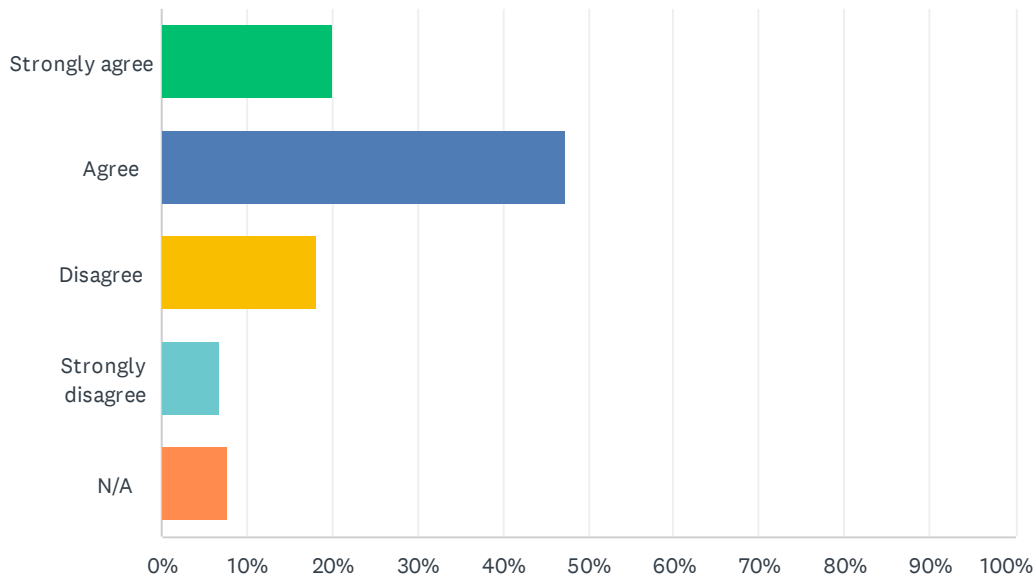
Answered: 369 Skipped: 1



ANSWER CHOICES	RESPONSES	
Strongly agree	21.41%	79
Agree	50.68%	187
Disagree	14.91%	55
Strongly disagree	4.88%	18
N/A	8.13%	30
<b>TOTAL</b>		<b>369</b>

## Q15 The district values input from the school community.

Answered: 368 Skipped: 2



ANSWER CHOICES	RESPONSES	
Strongly agree	20.11%	74
Agree	47.28%	174
Disagree	18.21%	67
Strongly disagree	6.79%	25
N/A	7.61%	28
<b>TOTAL</b>		<b>368</b>