

<https://altaloma.ssfusd.org/>



District Goals

LCAP GOAL 1

Academic Achievement

The district will provide a high quality curricular program for students that will raise student proficiency on the California Common Core State Standards as measured by overall academic achievement on state assessments, CA Dashboard results, interim assessment data and ELPAC/Reclassification data.

SSFUSD Vision



LCAP GOAL 4

Special Education

The district will provide high quality curricular programs for students with IEPs that will raise student engagement in school and proficiency on the California Common Core State Standards as measured by overall academic achievement on state assessments, and engagement rates.

LCAP GOAL 2

Professional Development

Identified classified staff, certificated and administrative staff will participate in professional development to create capacity and expertise in curriculum program implementation based on the development of scope and sequence as measured by walkthrough observations and other evidence (artifacts and student work).

LCAP GOAL 3

Student, Parent & Community Engagement

Improve parent school engagement through an increase in participation in site and district parent groups such as SSC, PTSA, DELAC, ELAC, AAPAC as well as in other parent meetings as measured by attendance sign in sheets.

District Priorities

A) Improve Curriculum, Instruction & Assessment

B) Bolster Professional Learning and Collaboration

C) Strengthen Leadership Capacity



ALMS Site Goals

1

By the Spring of 2024, students will increase by 5% in schoolwide performance

for both math and ELA when compared to the 2020-21 schoolwide CAASPP data in both ELA and math.



LCAP Goal 1:
Academic Achievement

2

By the Spring of 2024, Alta Loma staff (classified and certificated) will demonstrate

the ability to: (a) support Common Core State Standards education aligned with our district priority standards initiative for all students, (b) integrate current educational technology practices and (c) create a safe and positive learning environment for all students as measured by CAASPP data, the California State Dashboard data, as well as Healthy Kids surveys, or other site-specific survey data



LCAP Goal 2:
Professional Development

3

By the Spring of 2024, all students will exhibit a 3% decrease in absenteeism and 3% increase in

participation, as shown through the schools PBIS, SEL and Restorative programs, counseling approaches and school extracurricular activities.



LCAP Goal 3:
Student, Parent & Community
Engagement

4

By the Spring of 2024, after receiving instruction guided by the district approved curriculum/programs, all Alta Loma students with an IEP will demonstrate a 3% growth in ELA and math when compared to the 2020-21 schoolwide scores in both ELA and math



LCAP Goal 4:
Special Education

SSFUSD

STRENGTHENING OUR SYSTEMS

the GAS TANK
BENCHMARKS

checking student progress toward goals.

HOW CAN WE LEVERAGE DATA?

the STEERING WHEEL
INSTRUCTION

guiding our learning objectives
ENGAGES US & TAKES US FORWARD

the GPS
NAVIGATION

our goals
LCAP, DEPT. SITE, TEAM, TCHR.

FFME - A PROCESS TO DETERMINE WHAT TOOL, PRACTICE, or SERVICE WILL HELP US SOLVE OUR IDENTIFIED NEED

WHAT IS OUR ACTION PLAN?

HOW DO WE REFLECT & RELENTLESSLY FOLLOW UP?

the SEATS
CURRICULUM

defines the skills to be taught
STANDARDS, RIGOR, RELEVANCE



the ENGINE
PERFORMANCE MANAGEMENT MEETINGS

showcasing data & progress
ILTs, PLCs, DEPT. MEETINGS

EVERYONE DRIVES the CAR AT HIS or HER OWN LEVEL.

the WHEELS
SYSTEMS of ASSESSMENT

sets the pace

WHAT QUESTIONS HELP US DETERMINE ROOT CAUSES of PERFORMANCE?

EQUITY

the MIRRORS
PROFESSIONAL LEARNING SYSTEM

reflecting & growing in our professional practices



Culture and Relationships



PBIS Tier I

- Community Building lunch activities
- School Community Building days (Halloween Carnival & ALU)
- Music and games
- Red Ticket Free Dress Friday

PBIS Tier II

- Mentor Program
- Academic Centers
- **Community/ Restorative Circles**
- Safe School Ambassadors Program (SSA)

Community Changes

- Outdoor Classroom
- Outdoor Study Space
- Murals around campus*
* Student Murals (8th grade) 1X Semester & gifted by Genentech
- **Family Restorative Circles**
- Family Academic Nights
- **Passion Projects**
- **Beautification Projects**

Wellness



- SEL Lessons
- Peace Corners
- **Sown to Grow**
- **Zones of Regulation**

Equity

- Review of school policies Handbook Revised for 22-23
- **Looking at academic inequities for 22-23**

Spirit Events

- Student vs. Staff games and competition
- Grade Level Team Assemblies/ Activities
- Clubs
- Lunchtime Activities
- Band & Drama Performances



Community Circle



Designed by Jr. Honor Society, Donated by Genentech and installed by Hands on Bay Area.

- Gardening
- Volleyball
- yoga
- Running
- Robotics
- Knitting
- PASSION PROJECTS
- BUILDING COMMUNITY
- Math Logic
- Basketball

Trying to Pull Someones pants down

5. Acts Against Campus

- Vandalism ; taking posters down



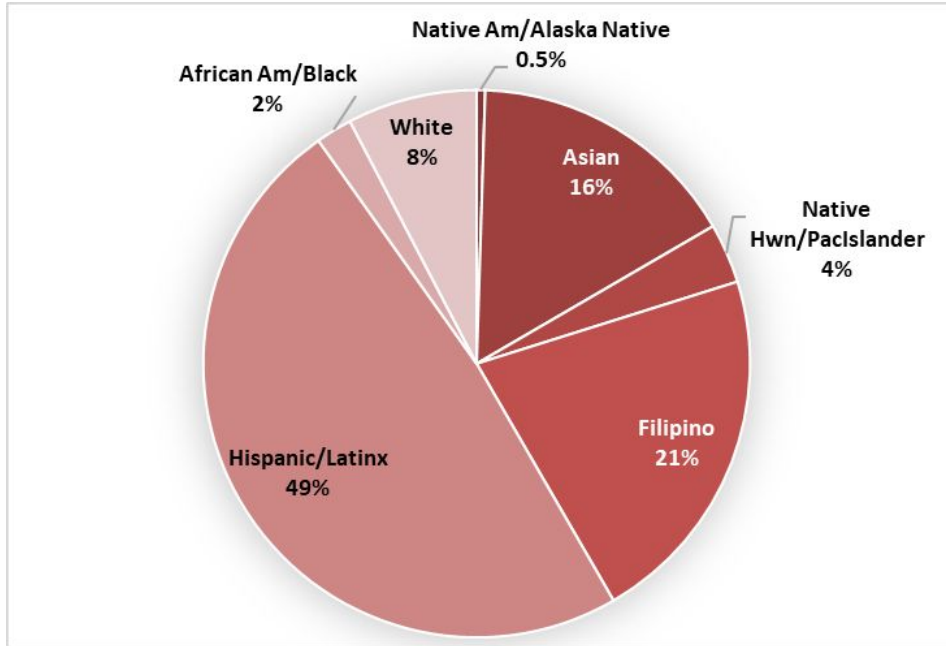
COMMUNITY MATTERS

Safe School Ambassadors

Alta Loma Middle - student population



Students by Race/Ethnicity



As of 09/08/2022, 2 students in Virtual Independent Study

Students by Grade Level

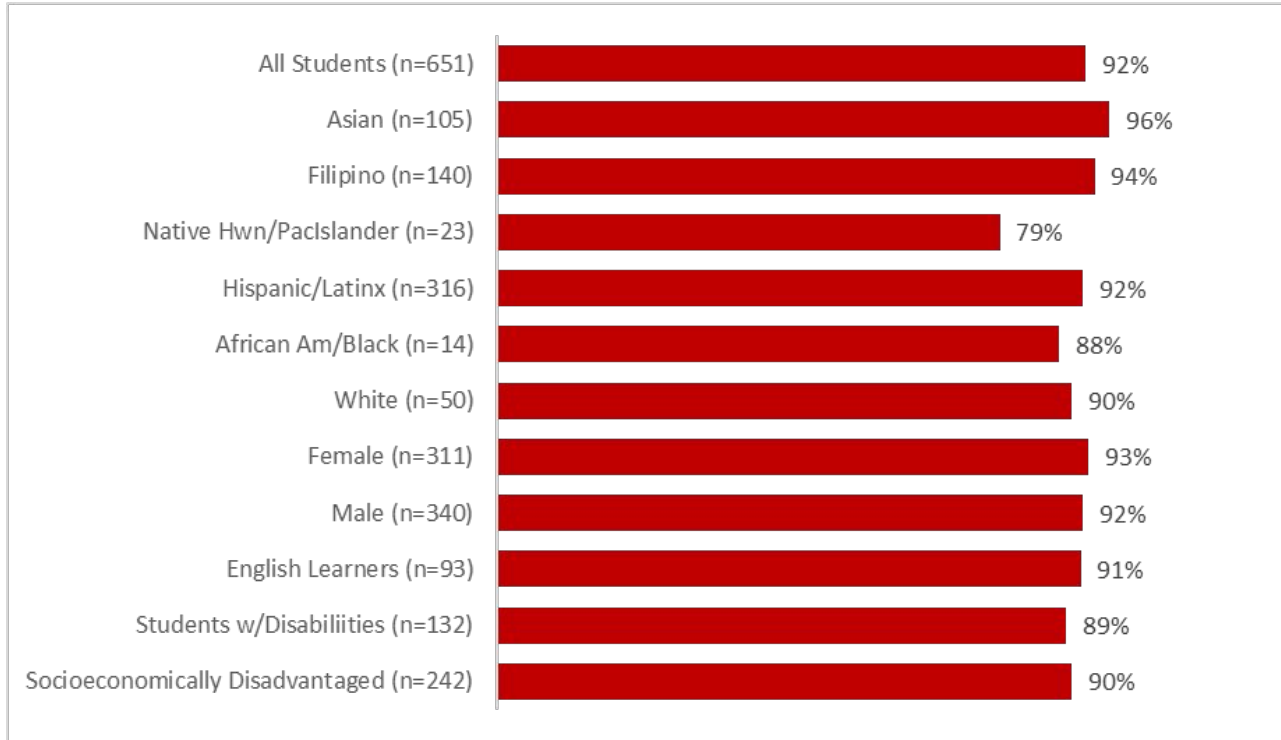
6th	7th	8th
238	210	203

Students by Program Group

Student Group	#	%
Female	311	48%
Male	340	52%
English Learners	93	14%
Students with Disabilities	132	20%
Socioeconomically Disadvantaged	242	37%
Total	651	

Alta Loma Middle - attendance snapshot

Average attendance by cohort group (08/10 - 9/02):

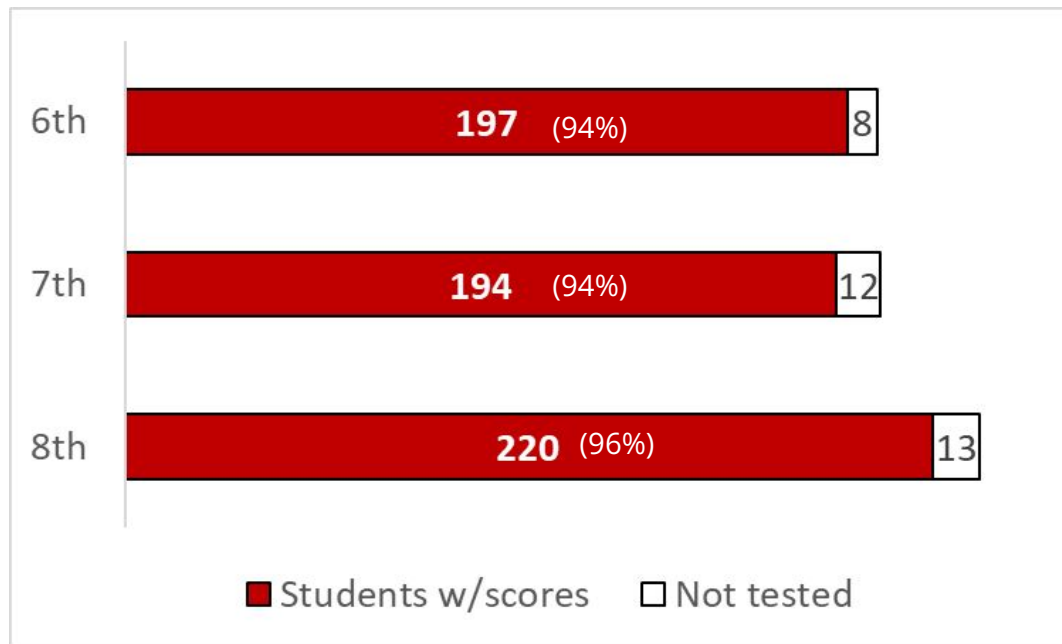


** To protect student privacy, data for student groups with fewer than 10 students is not displayed. For ALMS, this includes the Native American Indian/Alaska Native (n=3) group.*



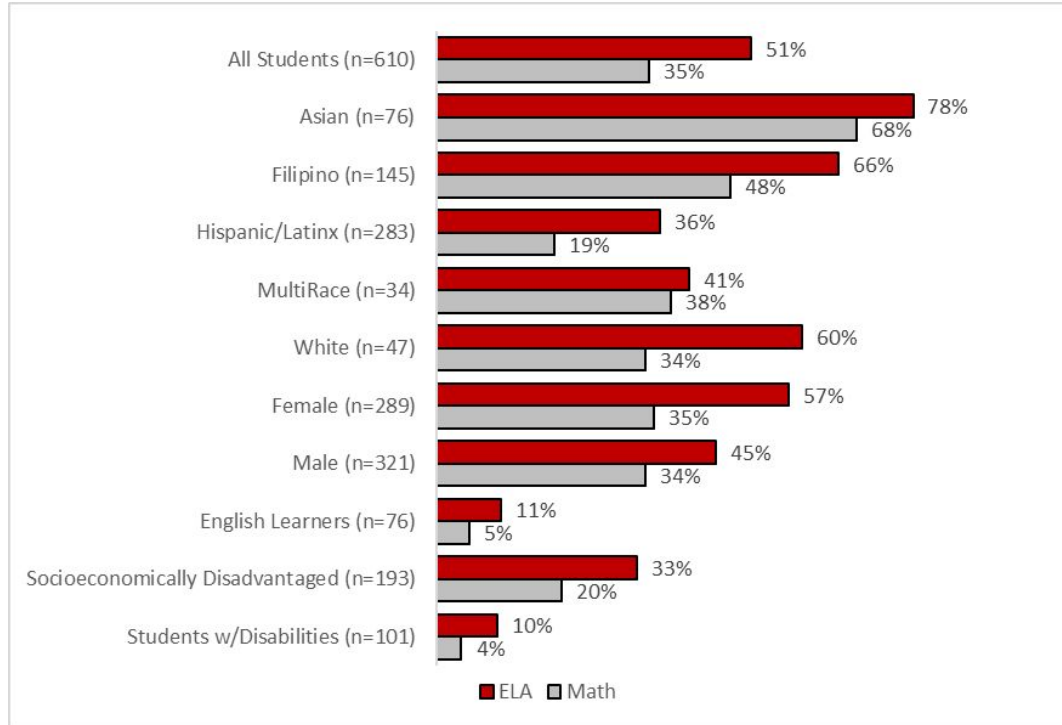
CAASPP Data

CAASPP Participation by Grade Level, Spring 2022



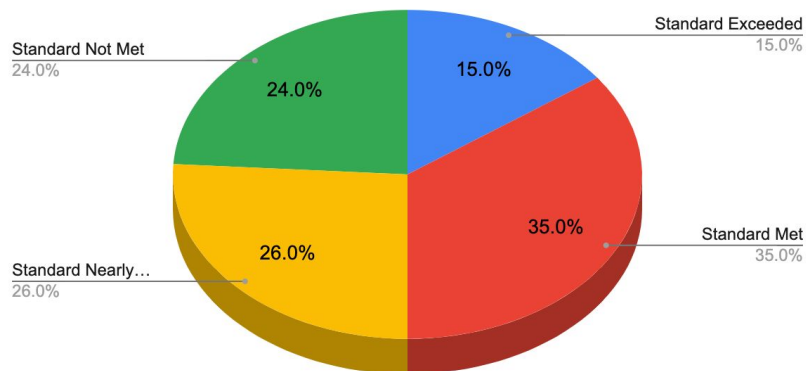
CAASPP 2022 by Student Group

Students Meeting/Exceeding Standard by Student Group (combined grades 6, 7, 8)





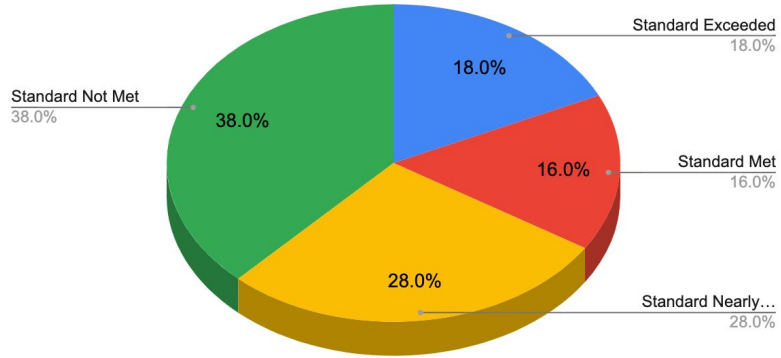
ELA CAASPP DATA -2021 - 2022




Student Group	Change in Met or Exceeded Standards
All Students	+8.85%
Students with Disabilities	+1%
EL	+6%



Math CAASPP Data - 2021 - 22



Student Group	% Met or Exceeded Standard
All Students	+3%
Students w/ Disabilities	-0.64%
EL	+3.46%



ELPAC Summative Scores

Cohort by Grad Year	Years	1	2	3	4	Total Proficiency
22 Cohort	2020-21	20%	15%	40%	25%	+35%
	2021-22	10%	5%	25%	60%	
23 Cohort	2020-21	5%	35%	40%	20%	+28%
	2021-22	7%	9%	34%	48%	
All student Groups	2020-21				20.99%	+21%
	2021-22				41%	



Targeted Support SWD

- ⇒ Department goal focused 2 teaching Strategies to engage & support SWD (by May 2023)
- ⇒ Semester Progress Reports on Goals
- ⇒ Quarterly Grade Analysis
- ⇒ Push in classes to support resource students
- ⇒ Target goals embedded in the IEP
- ⇒ Focus group during PLC Cycle of Inquiry Process
- ⇒ Site-wide Professional Development from ED Specialist

Targeted Support ELD

- ⇒ ELD Elective class developed by by grade level and ELPAC LEVEL
 - ⇒ Teacher Coaches designated to support staff during the school day/year
 - Focus on explicitly teaching vocabulary Content and AVT
 - Professional Development Leads
 - ⇒ Observation an assessment tool developed to identify Professional Development tailored to individual teacher understanding and need. (Data collected Aug. 10-Sept. 9)
 - ⇒ Quarterly Progress Reports
 - ⇒ ELD Elective
 - ⇒ Quarterly Grade Analysis
 - ⇒ Focus group during PLC Cycle of Inquiry Process
 - ⇒ Parent Night for our ELD Families
 - ⇒ Site-Wide Professional Development from ELD TOSA/ Literacy Committee (continued)
 - Academic Vocabulary Toolkit
 - Talking to the text
 - HGO (Hypothetical Graphic Organizer)
-



Thank you

