



**Skyline Elementary School
2022 - 2023
Teaching and Learning Presentation**

**Presented by:
Luann Daniel-Libman, Principal**



Growing Readers and Leaders

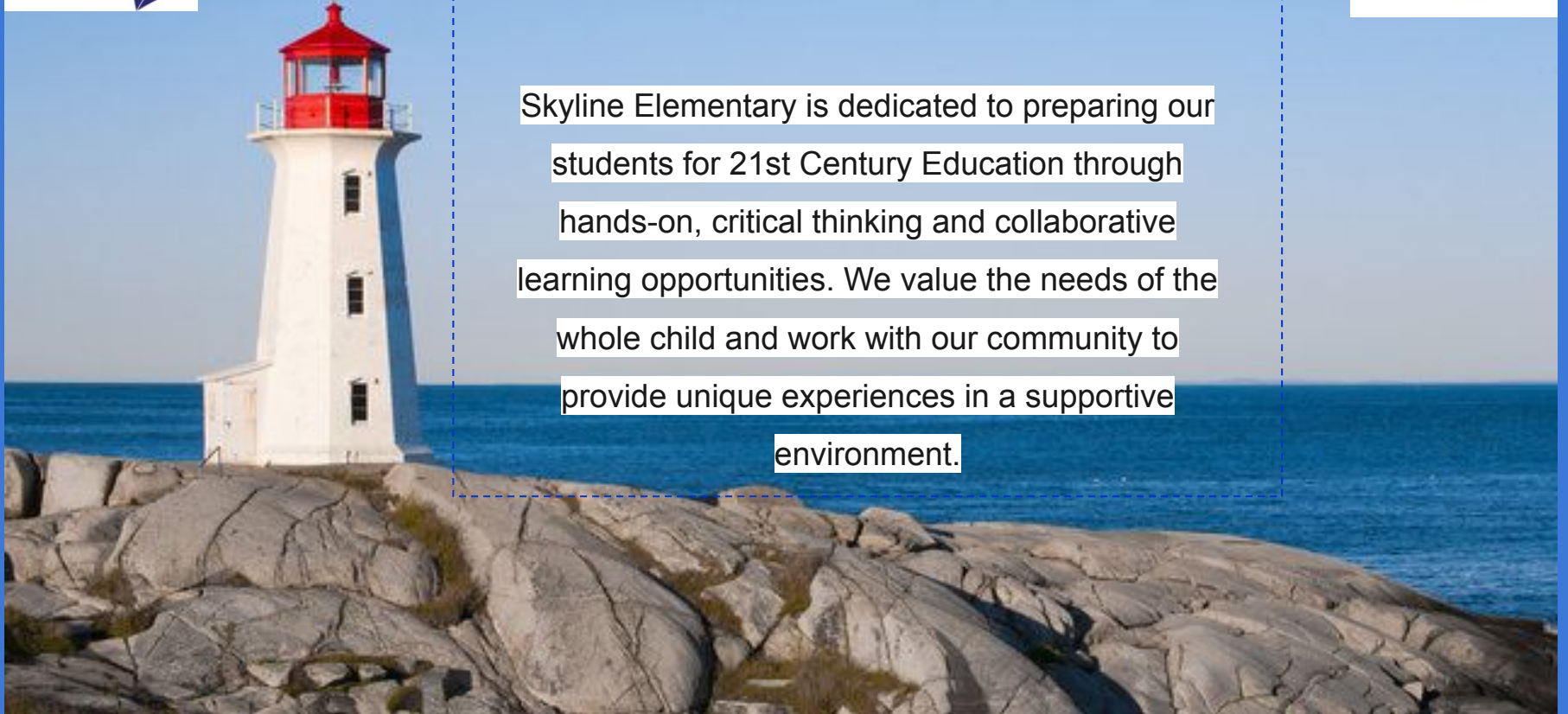


<https://skyline.ssfusd.org/>



Mission Statement

Skyline Elementary is dedicated to preparing our students for 21st Century Education through hands-on, critical thinking and collaborative learning opportunities. We value the needs of the whole child and work with our community to provide unique experiences in a supportive environment.



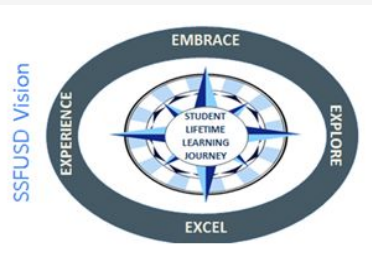


District Goals

LCAP GOAL 1

Academic Achievement

The district will provide a high quality curricular program for students that will raise student proficiency on the California Common Core State Standards as measured by overall academic achievement on state assessments, CA Dashboard results, interim assessment data and ELPAC/Reclassification data.



LCAP GOAL 4

Special Education

The district will provide high quality curricular programs for students with IEPs that will raise student engagement in school and proficiency on the California Common Core State Standards as measured by overall academic achievement on state assessments, and engagement rates.

LCAP GOAL 2

Professional Development

Identified classified staff, certificated and administrative staff will participate in professional development to create capacity and expertise in curriculum program implementation based on the development of scope and sequence as measured by walkthrough observations and other evidence (artifacts and student work).

LCAP GOAL 3

Student, Parent & Community Engagement

Improve parent school engagement through an increase in participation in site and district parent groups such as SSC, PTSA, DELAC, ELAC, AAPAC as well as in other parent meetings as measured by attendance sign in sheets.

District Priorities

A) Improve Curriculum, Instruction & Assessment

B) Bolster Professional Learning and Collaboration

C) Strengthen Leadership Capacity

SSFUSD

STRENGTHENING OUR SYSTEMS

5

the
GAS TANK
BENCHMARKS
checking student progress toward goals.

HOW CAN WE LEVERAGE DATA?

the
STEERING WHEEL
INSTRUCTION
guiding our learning objectives
ENGAGES US + TAKES US FORWARD

the
GPS
NAVIGATION
our goals
LCAP, DEPT. SITE, TEAM, TCHR.

FFME - A PROCESS TO DETERMINE WHAT TOOL, PRACTICE, & SERVICE WILL HELP US SOLVE OUR IDENTIFIED NEED

WHAT IS OUR ACTION PLAN?

HOW DO WE REFLECT + RELENTLESSLY FOLLOW UP?

the
SEATS
CURRICULUM
defines the skills to be taught
STANDARDS, RIGOR, RELEVANCE



the
ENGINE
PERFORMANCE MANAGEMENT MEETINGS
showcasing data + progress
ILTs, PLCs, DEPT. MEETINGS

Experience
Explore
Embrace
Excel

the
WHEELS
SYSTEMS OF ASSESSMENT
sets the pace

WHAT QUESTIONS HELP US DETERMINE ROOT CAUSES OF PERFORMANCE?

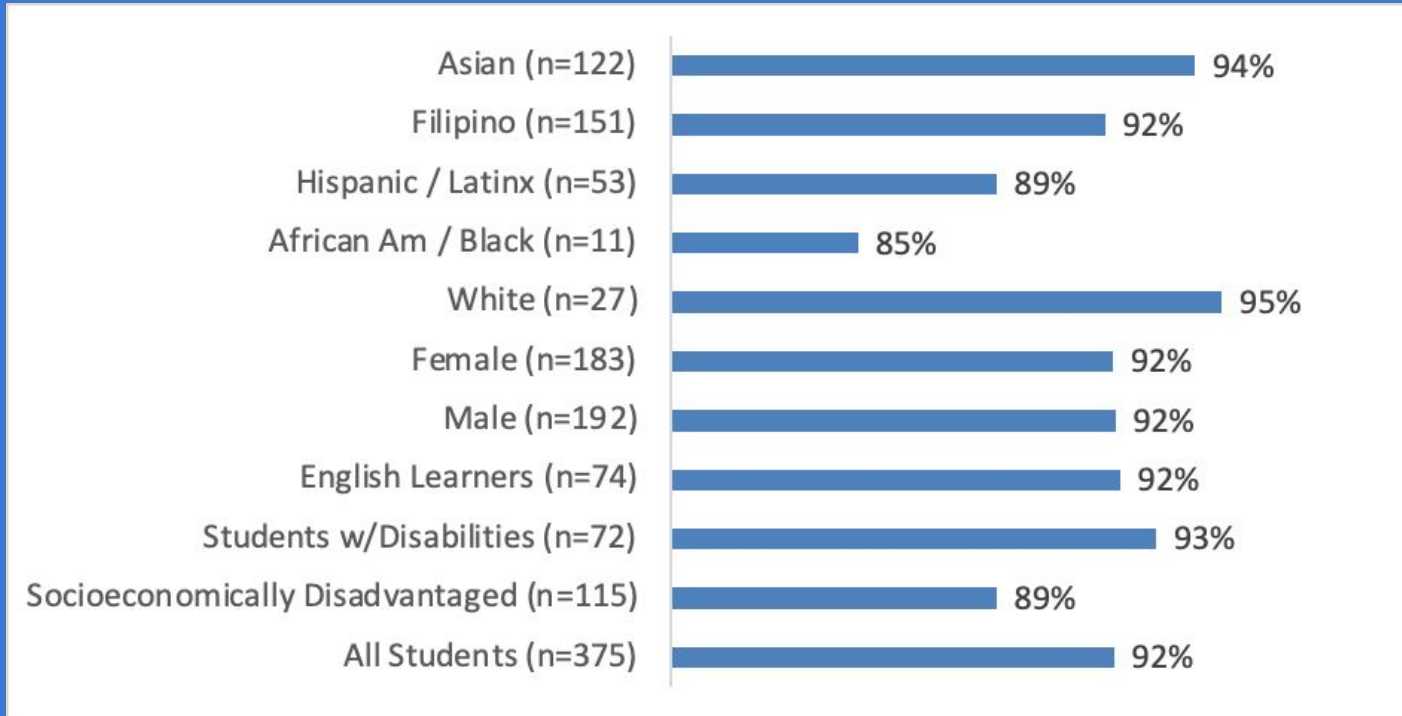
EQUITY

the
MIRRORS
PROFESSIONAL LEARNING SYSTEM
reflecting + growing in our professional practices



Skyline Elementary - attendance snapshot

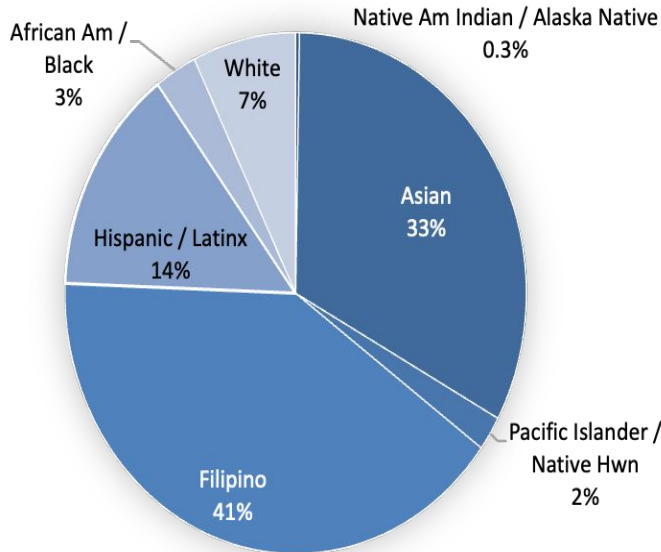
Average attendance by cohort group (11/14/22 - 12/16/22):



* To protect student privacy, data for student groups with fewer than 10 students is not displayed. For Skyline ES, this includes the Native American Indian/Alaska Native (n=1), Pacific Islander/Native Hawaiian (n=8), and Decline to State (n=2) groups.



Skyline Elementary - Student Population



8 students are being considered for reclassification (RFEP) in 2022 - 2023



Students By Grade Level

PreSchool	TK	K	1st	2nd	3rd	4th	5th
14	23	46	48	59	58	62	65
<i>As of 12/16/22, 1 student in Virtual Independent Study</i>							

Students By Program Group

Student Group	#	%
Female	183	49%
Male	192	51%
English Learners	74	20%
Students with Disabilities	72	19%
Socioeconomically Disadvantaged	115	31%
Total	375	

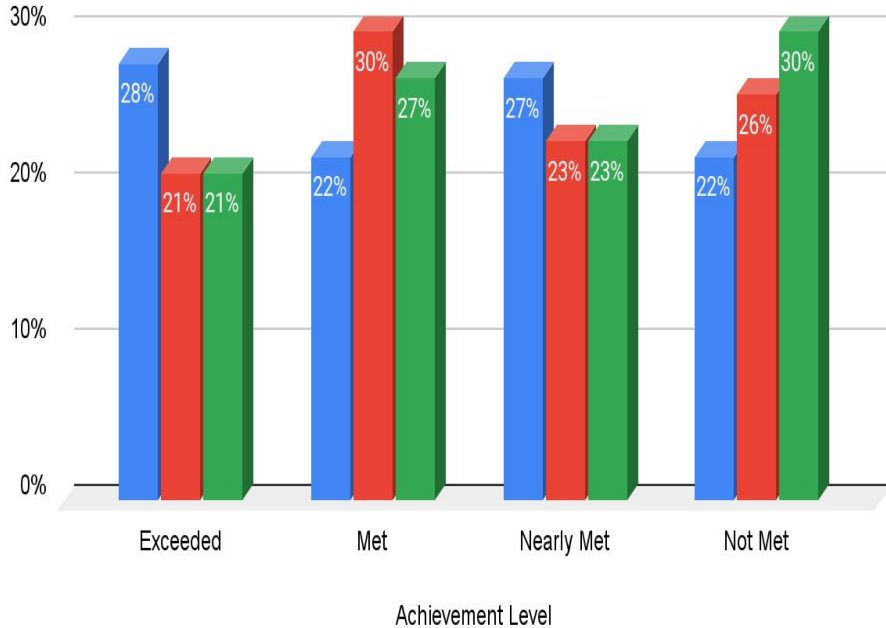


CAASPP ELA Data 2021 - 2022



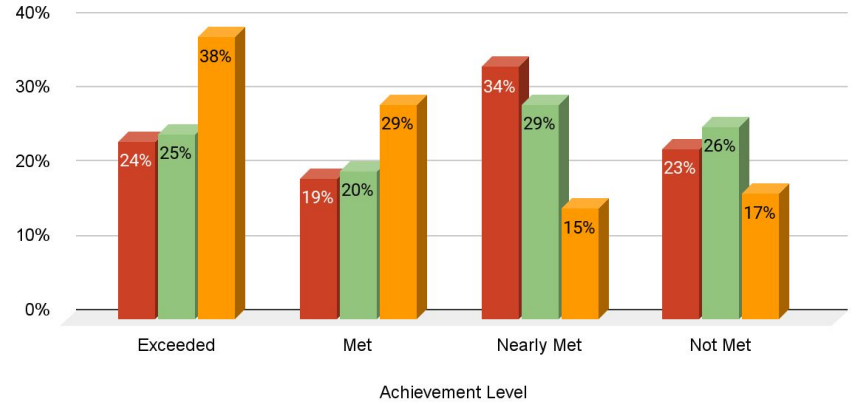
ELA Comparison Chart

■ Skyline ■ SSFUSD ■ California



ELA Results by Grade

■ Grade 3 ■ Grade 4 ■ Grade 5



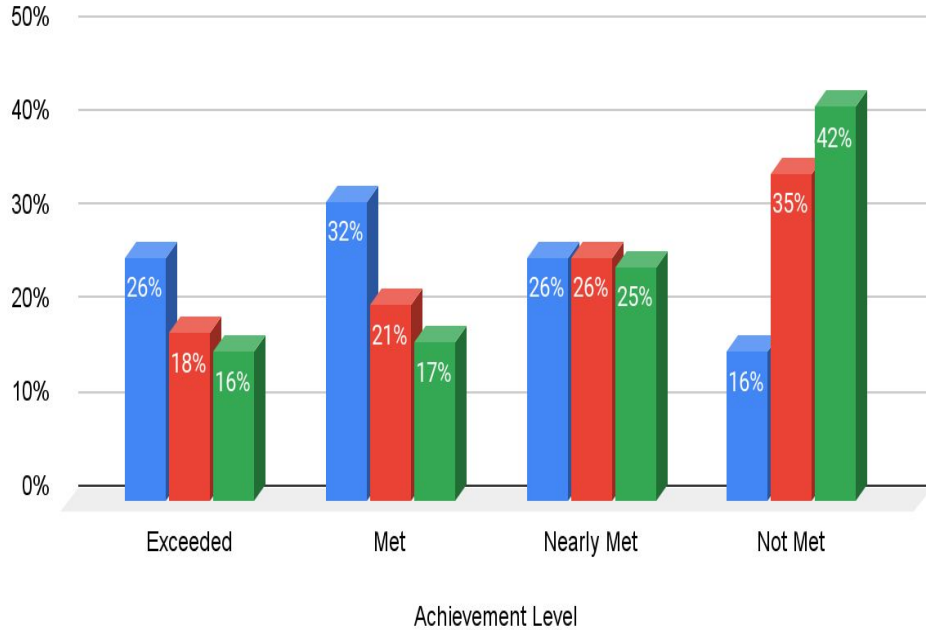


CAASPP Math Data 2021 - 2022



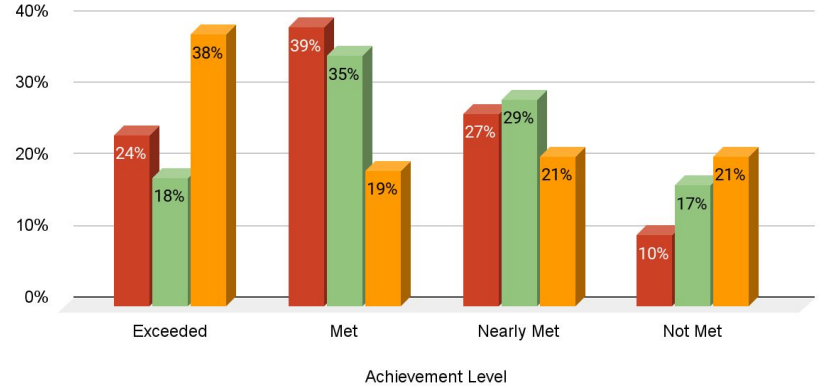
Math Comparison Chart

■ Skyline ■ SSFUSD ■ California



Math By Grade

■ Grade 3 ■ Grade 4 ■ Grade 5



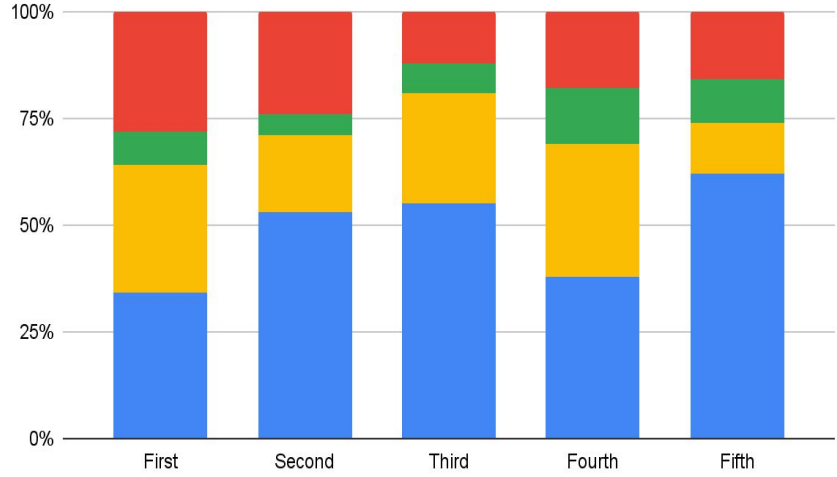


Literacy Data and Support



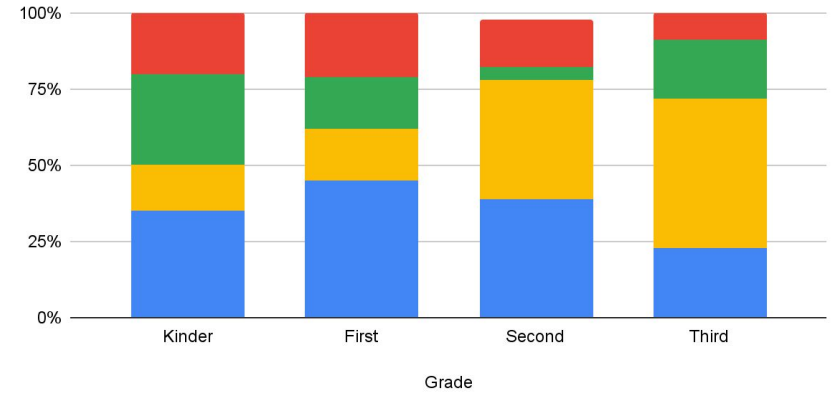
Literably Data by Grade Level

Does Not Meet Approaches Meets Exceeds



DIBELS by Grade Level

Well Below Below At Above





Community Engagement



UNICEF Fall Fundraiser \$1,400
Fall Pumpkin Patch
Halloween Parade & Trunk Or Treat Event





Skyline Community



- ☺ Morning Announcements
- ☺ Breakfast
- ☺ School Safety
- ☺ PAX
- ☺ Soul Shoppe
- ☺ Monthly Character Trait Education
- ☺ Monthly Spirit Days
- ☺ PBIS Focus on Skyline students are Respectful, Responsible, Safe, and Kind
- ☺ Zones of Regulation
- ☺ RTI SPED team





Student Focus

Social Emotional Learning

- Sanford Harmony
- Check-ins
- Building Classroom Communities

School Focus/Academics

- Early literacy focus
- Data discussions
- SOR
- DELD
- Field Trips

Supports



- Reading Specialist
- Math Interventionist
- Buddy Classes
- Student Mentors
- YSB Counselor

Science From Scientist
 TWIG Science
 Art Curriculum

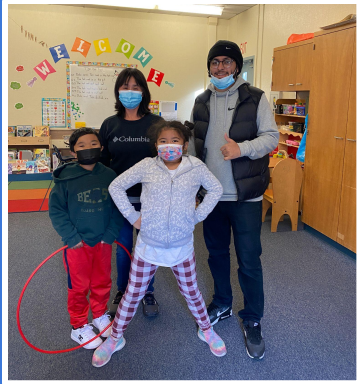
Name _____ Date _____

Question	Response Options			
1 How are you feeling today?	I feel terrible	I feel okay	I feel good	I feel great!
2 What emotion are you feeling the most today?	Excited	Happy	Loved	Angry
3 During the past week, how often did you feel happy?	Almost never	Once in a while	Sometimes	Frequently
4 During the past week, how often did you feel safe?	Almost never	Once in a while	Sometimes	Frequently
5 What was the best part of the past week for you?				
6 What was the worst part of the past week for you?				

On the back, draw a picture of your feelings.




THANK YOU





Thank you
Sensational
Skyline Staff



One of the greatest joys about working in education is that you are surrounded by people who define their level of success by their level of impact on others. They do this work not because they seek to make a fortune, they do this work because they seek to make a difference.

www.patrickmulick.com