



South San Francisco

UNIFIED SCHOOL DISTRICT

Performance Management Presentation: English Learners

February 29, 2024



District Goals

LCAP GOAL 1

Academic Achievement

The district will provide a high quality curricular program for students that will raise student proficiency on the California Common Core State Standards as measured by overall academic achievement on state assessments, CA Dashboard results, interim assessment data and ELPAC/Reclassification data.



LCAP GOAL 4

Special Education

The district will provide high quality curricular programs for students with IEPs that will raise student engagement in school and proficiency on the California Common Core State Standards as measured by overall academic achievement on state assessments, and engagement rates.

LCAP GOAL 2

Professional Development

Identified classified staff, certificated and administrative staff will participate in professional development to create capacity and expertise in curriculum program implementation based on the development of scope and sequence as measured by walkthrough observations and other evidence (artifacts and student work).

LCAP GOAL 3

Student, Parent & Community Engagement

Improve parent school engagement through an increase in participation in site and district parent groups such as SSC, PTSA, DELAC, ELAC, AAPAC as well as in other parent meetings as measured by attendance sign in sheets.

District Priorities

A) Improve Curriculum, Instruction & Assessment

B) Bolster Professional Learning and Collaboration

C) Strengthen Leadership Capacity

SSFUSD

STRENGTHENING OUR SYSTEMS

5

the GAS TANK
BENCHMARKS
checking student progress toward goals.

HOW CAN WE LEVERAGE DATA?

the STEERING WHEEL
INSTRUCTION
guiding our learning objectives
ENGAGES US + TAKES US FORWARD

the GPS
NAVIGATION
our goals
LCAP, DEPT. SITE, TEAM, TCHR.

FFME -
A PROCESS TO DETERMINE WHAT TOOL, PRACTICE, & SERVICE WILL HELP US SOLVE OUR IDENTIFIED NEED

WHAT IS OUR ACTION PLAN?

HOW DO WE REFLECT + RELENTLESSLY FOLLOW UP?

the SEATS
CURRICULUM
defines the skills to be taught
STANDARDS, RIGOR, RELEVANCE



the ENGINE
PERFORMANCE MANAGEMENT MEETINGS
showcasing data + progress
ILTs, PLCs, DEPT. MEETINGS

Learn
Impact
Navigate
Thrive

the WHEELS
SYSTEMS OF ASSESSMENT
sets the pace

WHAT QUESTIONS HELP US DETERMINE ROOT CAUSES OF PERFORMANCE?

the MIRRORS
PROFESSIONAL LEARNING SYSTEM
reflecting + growing in our professional practices

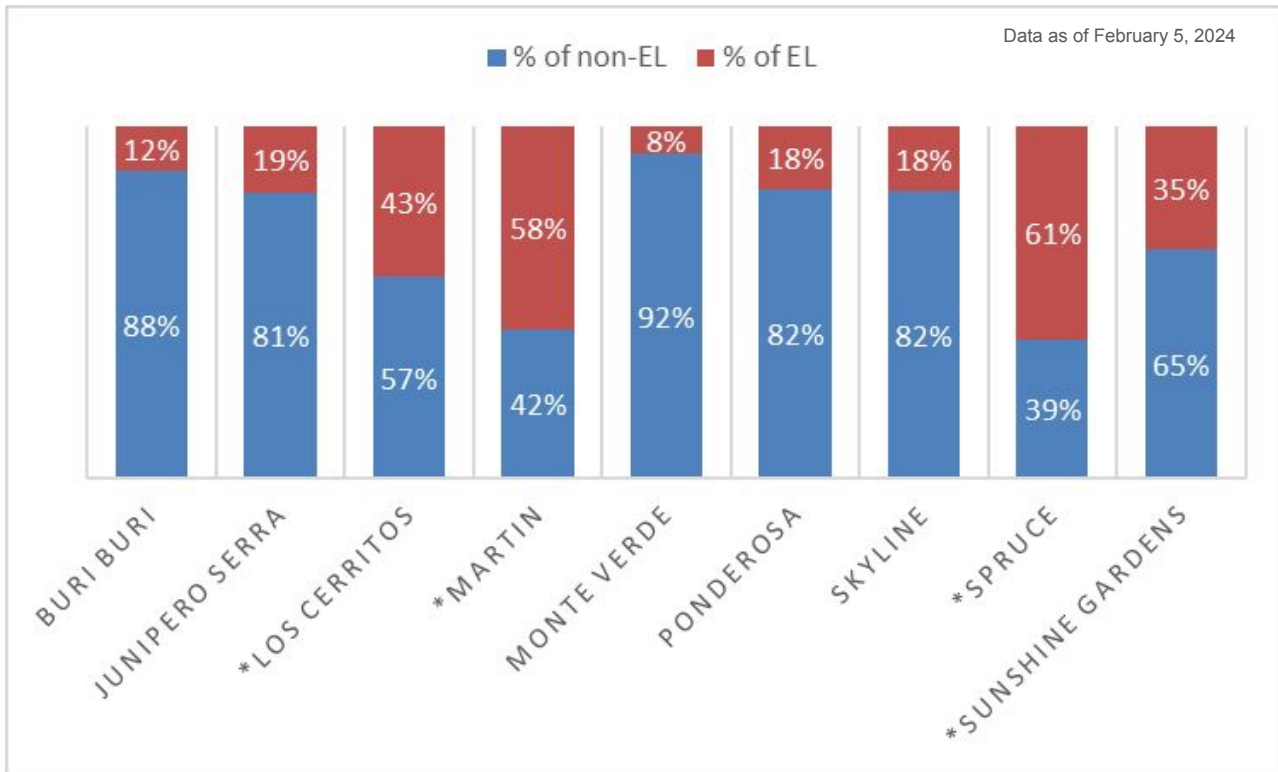
EQUITY



South San Francisco

UNIFIED SCHOOL DISTRICT

Data of English Learners by Elementary School



School Site	# of EL Students	Tot Pop
Buri Buri	70	562
Junipero Serra	58	305
*Los Cerritos	134	315
*Martin	228	395
Monte Verde	42	536
Ponderosa	64	363
Skyline	69	376
*Spruce	265	436
*Sunshine Gardens	120	346
Subtotal	1050	3634

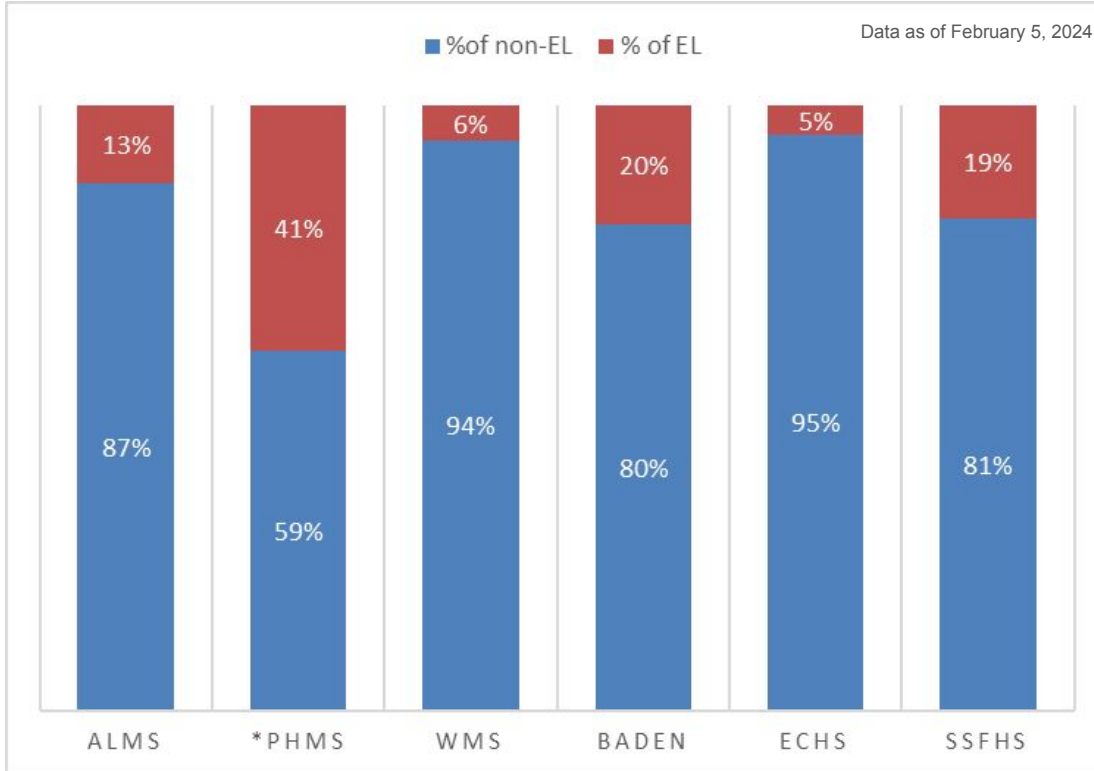
*Title 1 School



South San Francisco

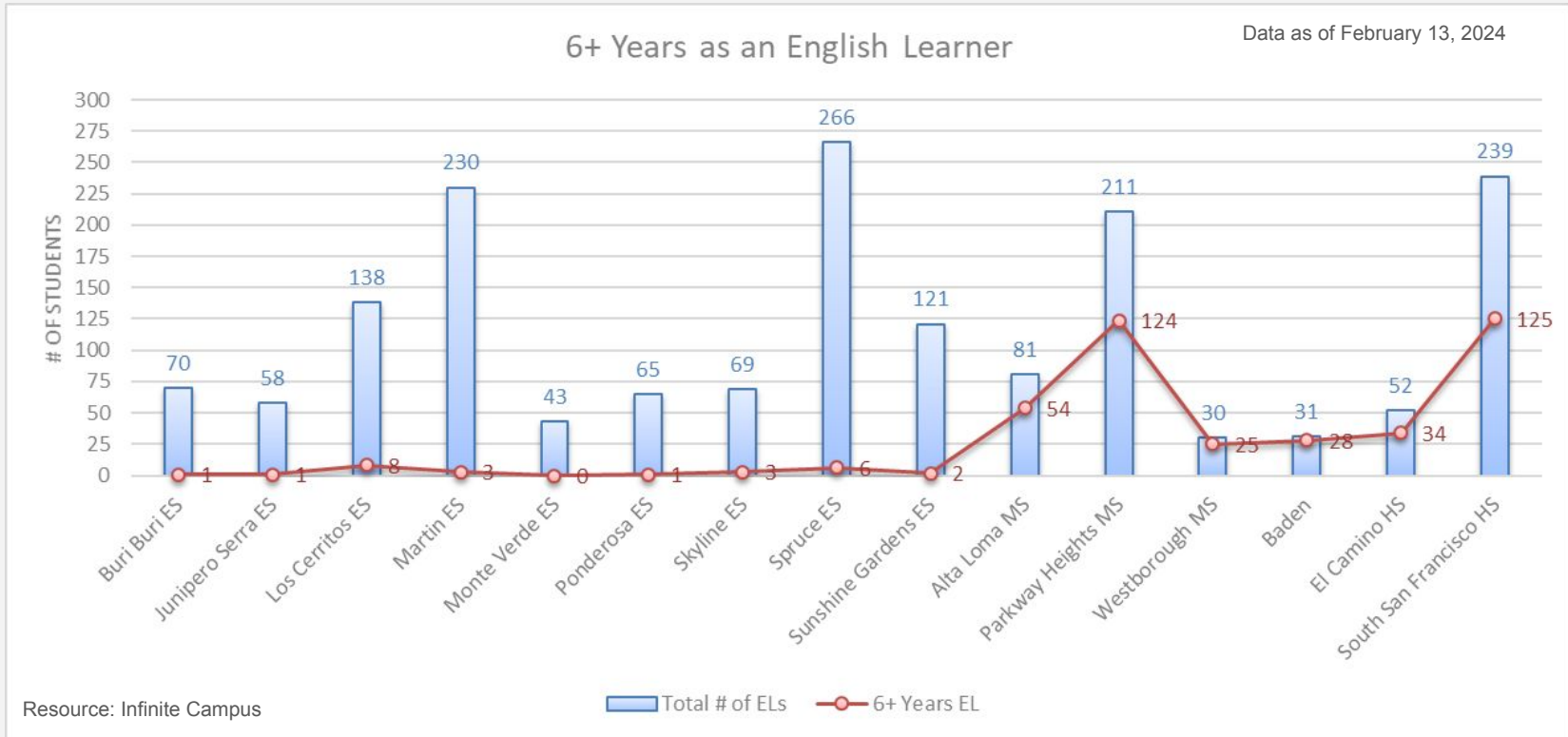
UNIFIED SCHOOL DISTRICT

Data of English Learners by Secondary School



School Site	# of EL Students	Tot Pop
ALMS	83	645
*PHMS	227	559
WMS	29	511
Baden	20	102
ECHS	51	1083
SSFHS	238	1277
Subtotal	648	4177

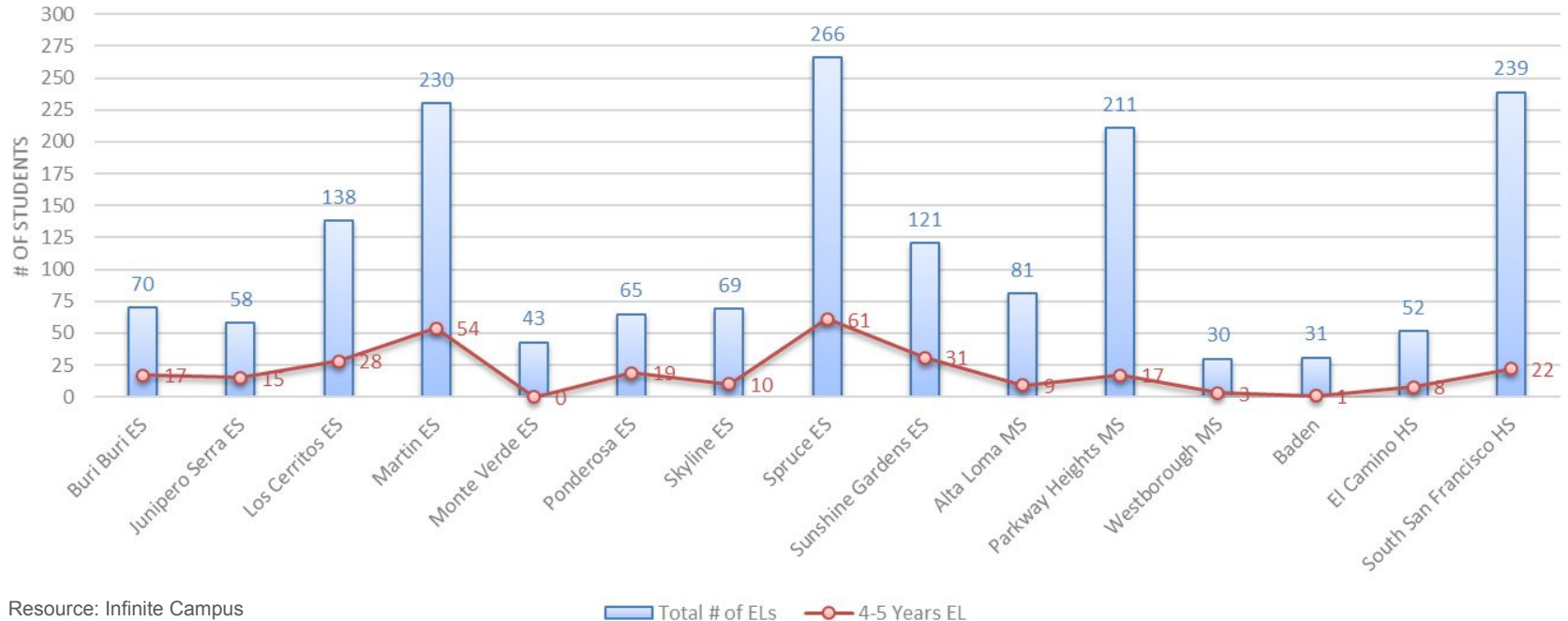
*Title 1 School





4-5 Years as an English Learner

Data as of February 13, 2024



Resource: Infinite Campus



- State accountability indicators by Priority area
- 2023 is first year back to a “full” Dashboard - a return to colors
- Performance level (color) is a combination of STATUS and CHANGE
- Dashboard Accountability results are not the same as annual CAASPP, graduation, absenteeism results



Indicators

Each Indicator card includes: 1) Status performance level, 2) Change result, and 3) Equity Report

LEARN MORE

English Language Arts

Yellow

1 3.3 points below standard


2 Maintained -1 Points

3 EQUITY REPORT

Number of Student Groups in Each Level

1	5	1	3	1
Red	Orange	Yellow	Green	Blue

View More Details →



Student Group Details

All Student Groups by Performance Level

13 Total Student Groups

<p>Red</p> <p>Students with Disabilities</p>	<p>Orange</p> <p>African American</p> <p>English Learners</p> <p>Hispanic</p> <p>Pacific Islander</p> <p>Socioeconomically Disadvantaged</p>	<p>Yellow</p> <p>Homeless</p>
<p>Green</p> <p>Filipino</p> <p>Two or More Races</p> <p>White</p>	<p>Blue</p> <p>Asian</p>	<p>No Performance Color</p> <p>American Indian</p> <p>Foster Youth</p>



English Learner Progress (ELA)

English Learners



Orange

50.9 points below standard

Declined 13.3 Points ▼

Number of Students: 1,224

All Students



Yellow

3.3 points below standard

Maintained -1 Points

Number of Students: 3,943

Current English Learners

97.5 points below standard

Declined 15.9 Points ▼

Number of Students: 771

Recently Reclassified English Learners

28.6 points above standard

Increased 9 Points ▲

Number of Students: 453

English Only

14.8 points above standard

Maintained 1.9 Points

Number of Students: 1,988



English Learner Progress (Math)

English Learners



Orange

68.5 points below standard

Declined 10.9 Points ▼

Number of Students: 1,231

All Students



Orange

32.8 points below standard

Maintained -0.3 Points

Number of Students: 3,947

Current English Learners

108.4 points below standard

Declined 13.9 Points ▼

Number of Students: 778

Recently Reclassified English Learners

0.1 points above standard

Increased 10.3 Points ▲

Number of Students: 453

English Only

15.4 points below standard

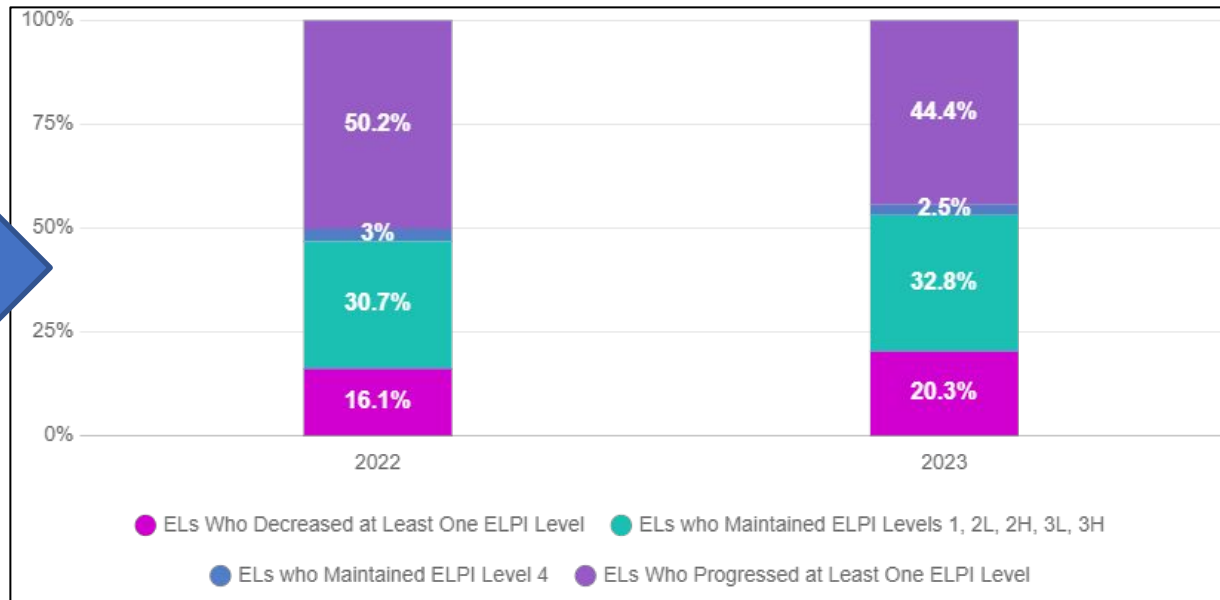
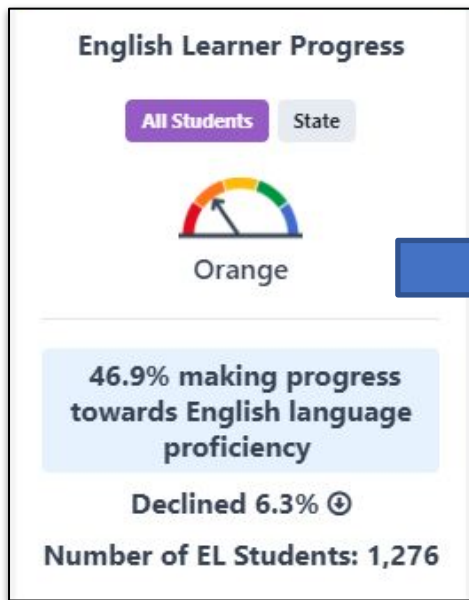
Maintained 0.4 Points

Number of Students: 1,984



English Learner Progress Indicator (ELPI)

SSFUSD



vs. STATE: 48.7% making progress (maintained -1.6%)

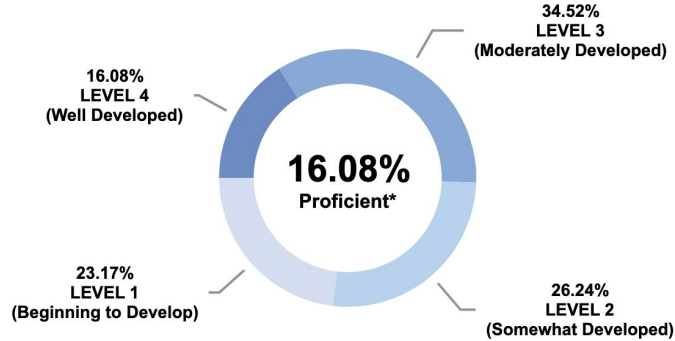


2023 Summative ELPAC

South San Francisco Unified

English Language Proficiency for Summative ELPAC

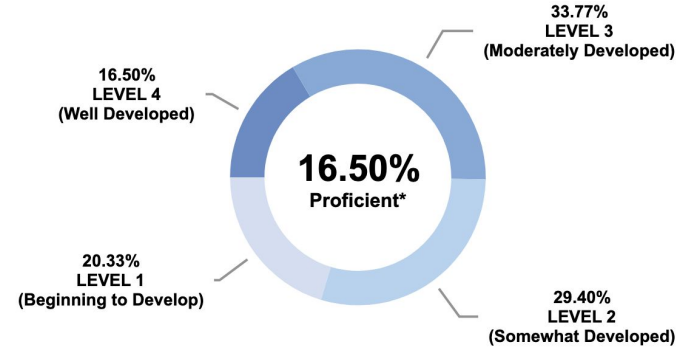
Percent of students within each performance level



State Comparison

English Language Proficiency for Summative ELPAC

Percent of students within each performance level





South San Francisco

UNIFIED SCHOOL DISTRICT

English Learner Programs

2023

2022

School Site	Scored Level 4	*5th/8th/12th grade	RFEP'd
Alta Loma Middle	21	8	27
Baden High (Continuation)	4	1	2
Buri Buri Elementary	14	5	9
El Camino High	13	4	6
Junipero Serra Elementary	9	2	5
Los Cerritos Elementary	21	5	13
Martin Elementary	15	5	9
Monte Verde Elementary	25	2	9
Parkway Heights Middle	54	22	35
Ponderosa Elementary	12	3	9
Skyline Elementary	13	3	8
South San Francisco High	30	3	22
Spruce Elementary	16	4	11
Sunshine Gardens Elementary	18	1	15
Westborough Middle	7	1	10
Grand Total	272	69	190

Summative ELPAC		2021-2022
School Site	Overall 4	Students RFEP'd
Los Cerritos	12	8
Sunshine Gardens	22	10
Ponderosa	14	7
Martin	17	10
Juniperra Serra	5	4
Spruce	19	12
Skyline	12	10
Buri Buri	10	4
Monte Verde	17	12
Parkway Heights	48	35
Westborough	16	11
Alta Loma	35	31
South City	55	42
El Camino	11	11
Baden HS	3	2**



EL Graduation Data in 2023 Dashboard

All Students

All Students

State



Orange

88.7% graduated

Declined 3.3% Ⓣ

Number of Students: 661

English Learners

Student Group

State



Red

67.5% graduated

Declined 8.1% Ⓣ

Number of Students: 83

English Learners



2
Five Year
Graduates

5-Year Graduation Rate 67.5%



(A-G)Course

Year	All Students	EL Students
2019	5.4%	0%
2020	40.5%	19.7%
2021	44.2%	9.6%
2022	55.4%	25%
2023	54.3%	27%



South San Francisco

UNIFIED SCHOOL DISTRICT

English Learner Programs

PM Goals Reflection

Performance Management



On Target/Completed



Moving toward target



No/Little progress made



- **Systems & Monitoring** - Ellevation, EL Monitoring, RFEP Monitoring, Parent Liaison, Newcomer Intake Form for Elementary and Secondary, Flooding Model at Spruce
- **Training and Professional Development** - Curriculum trainings, GLAD (Online Cohorts and PLCs), CRLP Strategies, ELPAC trainings, Newcomer Pilots, ELD 101, Ellevation, Essential Practices, Counseling, Designated ELD in all schools, etc.
- **Parent Engagement** - Parent and Community Liaison positions, DELAC, Site ELAC Meetings
- **Funding/Staffing** - EL C&I TOSA and 6 EL TOSAs supporting 15 Sites



South San Francisco

UNIFIED SCHOOL DISTRICT

English Learner Program Goals:
Moving Towards Target



- **Training** - Developing an EL shadowing form, development of a robust professional learning series differentiated by school and grade spans, develop and implement a coaching model for the integration of ELD support, review and implement the EL Professional Learning Plans, review EL data semi-annually to identify LTELs for placement in specially designed designated ELD and ELA courses at the secondary level
- **Funding/Staffing** - Increase hours of Bilingual Aides @ Title I sites and non title 1 sites, Fund Newcomer aides at Parkway & SSFHS (Third party contracts)



- **Training** - EL Essential Practices Framework and Roll Out, Coaching Cycles with teachers
- **Data** - supporting data-driven decision making, instructional program analysis, and instructional practice

6 EL TOSAs support:

- 1700 ELs
- 15 School Sites
- 300+ Educators
- Multiple Subjects and grade levels
- Counseling Departments
- Testing - Alternate ELPAC, Initial ELPAC, Summative ELPAC, and other Assessments
- Monitoring
- Parent and Community Engagement
- Reclassification Process (verifying information and test scores, contacting teachers, contacting parents and submitting paperwork to finalize process)
- Home Language Development and Recognition

1 Curriculum and Instruction EL TOSA to support K-12 curriculum adoption and implementation.



South San Francisco

UNIFIED SCHOOL DISTRICT

English Learner Program

