

# Spruce Elementary School

Teaching & Learning  
Presentation

2023-2024

Angelica Garduno  
Principal



<https://spruce.ssfusd.org/>



# District Goals

## LCAP GOAL 1

### Academic Achievement

The district will provide a high quality curricular program for students that will raise student proficiency on the California Common Core State Standards as measured by overall academic achievement on state assessments, CA Dashboard results, interim assessment data and ELPAC/Reclassification data.



## LCAP GOAL 4

### Special Education

The district will provide high quality curricular programs for students with IEPs that will raise student engagement in school and proficiency on the California Common Core State Standards as measured by overall academic achievement on state assessments, and engagement rates.

## LCAP GOAL 2

### Professional Development

Identified classified staff, certificated and administrative staff will participate in professional development to create capacity and expertise in curriculum program implementation based on the development of scope and sequence as measured by walkthrough observations and other evidence (artifacts and student work).

## LCAP GOAL 3

### Student, Parent & Community Engagement

Improve parent school engagement through an increase in participation in site and district parent groups such as SSC, PTSA, DELAC, ELAC, AAPAC as well as in other parent meetings as measured by attendance sign in sheets.

# District Priorities

A) Improve Curriculum,  
Instruction & Assessment

B) Bolster Professional  
Learning and Collaboration

C) Strengthen Leadership  
Capacity

# SSFUSD **STRENGTHENING OUR SYSTEMS**

*the*  
**GAS TANK**  
**BENCHMARKS**  
Checking student progress toward goals.

HOW CAN WE LEVERAGE DATA?

*the*  
**STEERING WHEEL**  
**INSTRUCTION**  
guiding our learning objectives & ENGAGES US + TAKES US FORWARD

*the*  
**GPS**  
**NAVIGATION**  
our goals LCAP, DEPT., SITE, TEAM, TCHR.

**FFME - A PROCESS TO DETERMINE WHAT TOOL, PRACTICE, or SERVICE WILL HELP US SOLVE OUR IDENTIFIED NEED**

WHAT IS OUR ACTION PLAN?

HOW DO WE REFLECT + RELENTLESSLY FOLLOW UP?

*the*  
**SEATS**  
**CURRICULUM**  
defines the skills to be taught STANDARDS, RIGOR, RELEVANCE



*the*  
**ENGINE**  
**PERFORMANCE MANAGEMENT MEETINGS**  
showcasing data + progress ILTs, PLCs, DEPT. MEETINGS

Portrait of a Graduate  
Learn  
Thrive  
Navigate  
Impact

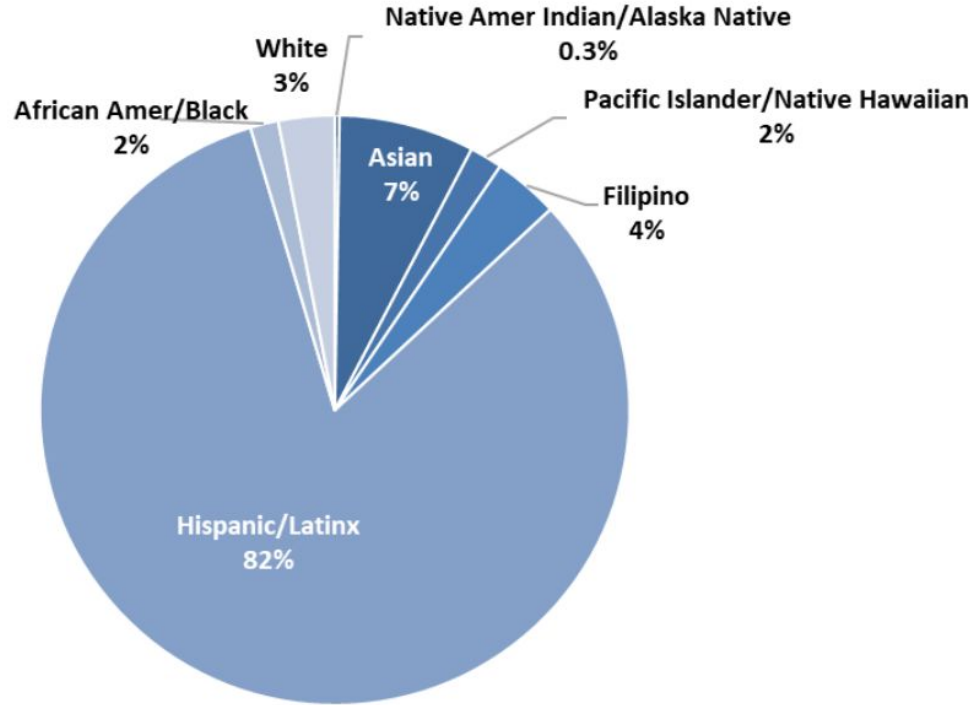
*the*  
**WHEELS**  
**SYSTEMS of ASSESSMENT**  
sets the pace

WHAT QUESTIONS HELP US DETERMINE ROOT CAUSES of PERFORMANCE?

*the*  
**MIRRORS**  
**PROFESSIONAL LEARNING SYSTEM**  
reflecting + growing in our professional practices

# EQUITY

# Spruce Elementary Student Population



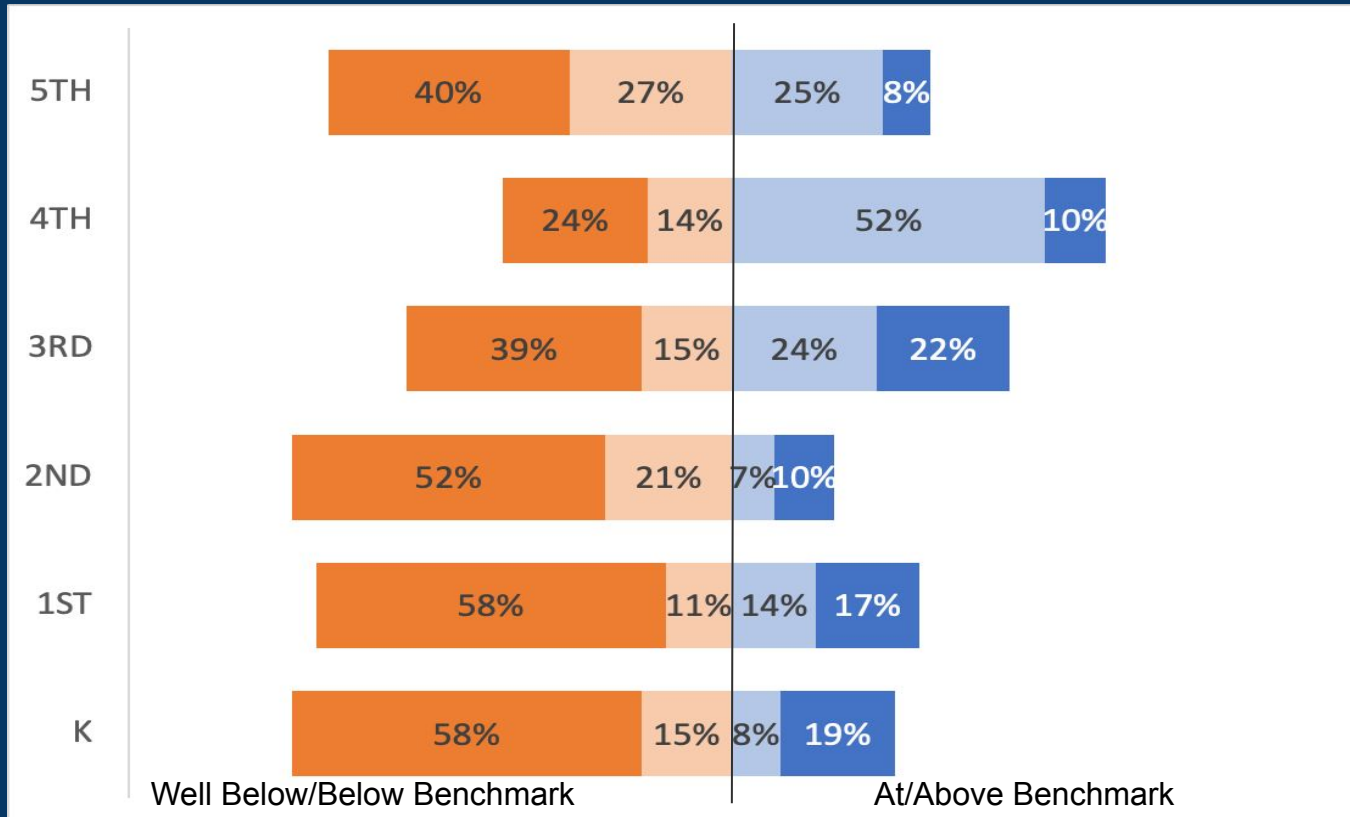
<b>Students by Grade Level</b>	<b>#</b>
Transitional Kindergarten	19
Kindergarten	58
1st	68
2nd	45
3rd	69
4th	68
5th	65

<b>Student Group</b>	<b>#</b>	<b>%</b>
Female	195	50%
Male	226	58%
English Learners*	267	68%
Students w/Disabilities	68	17%
Socioeconomically Disadvantaged	277	71%
All Students	392	

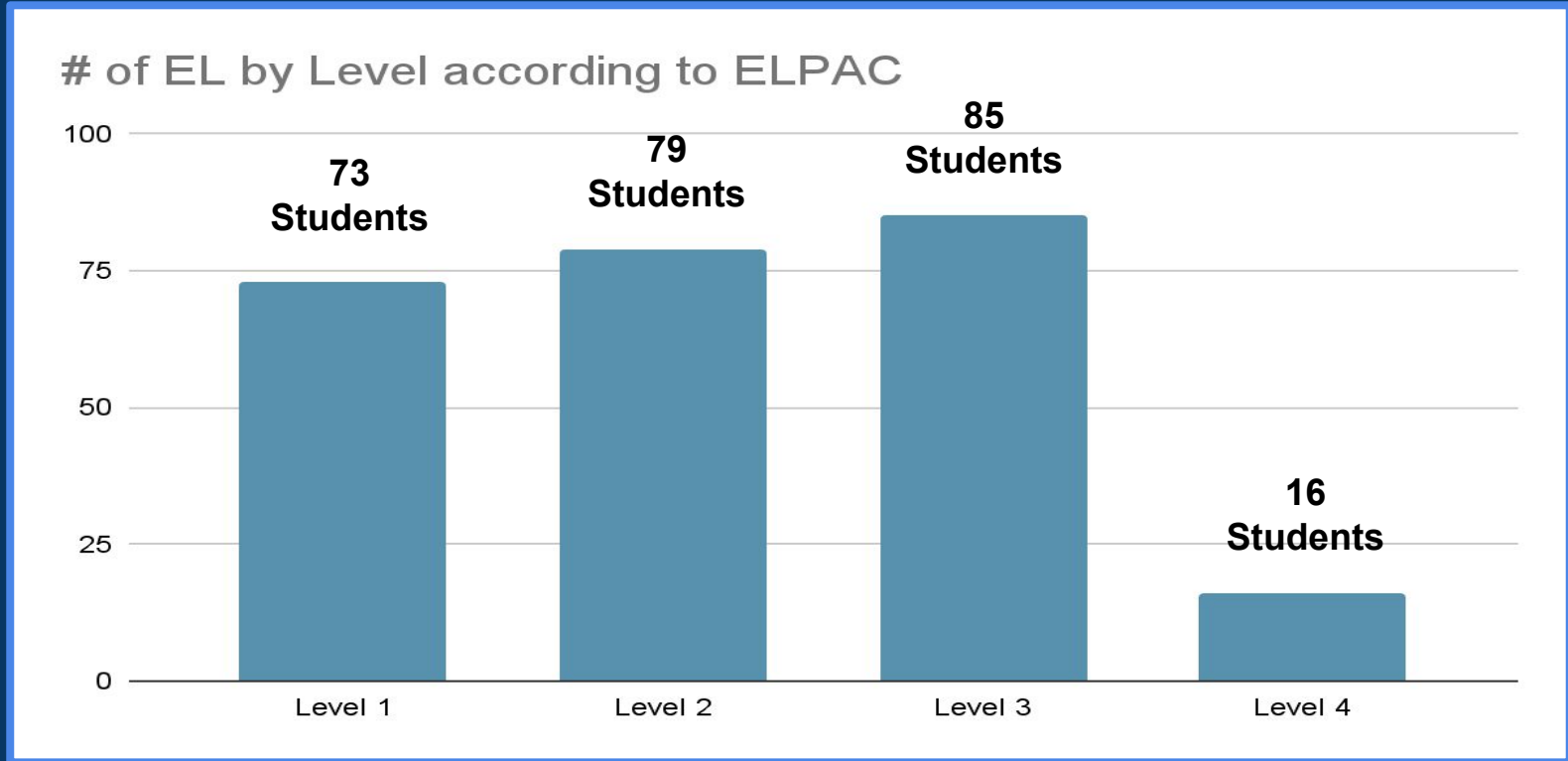
\*Not included in EL numbers - 16 Redesignated English Learners and 1 pending

# Academics/Literacy

Dynamic Indicators of Basic Early Literacy Skills (DIBELS) - Fall 2023 Baseline



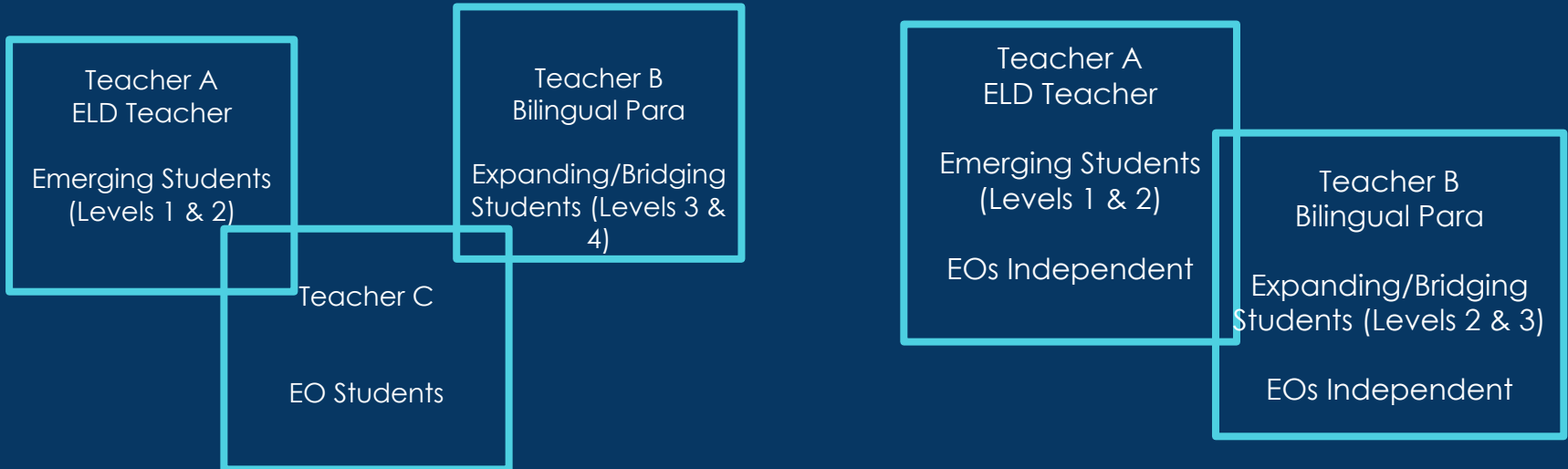
# English Learners Overall (ELPAC 2023)



**Total English Learners with Summative ELPAC scores 1-4: 253**

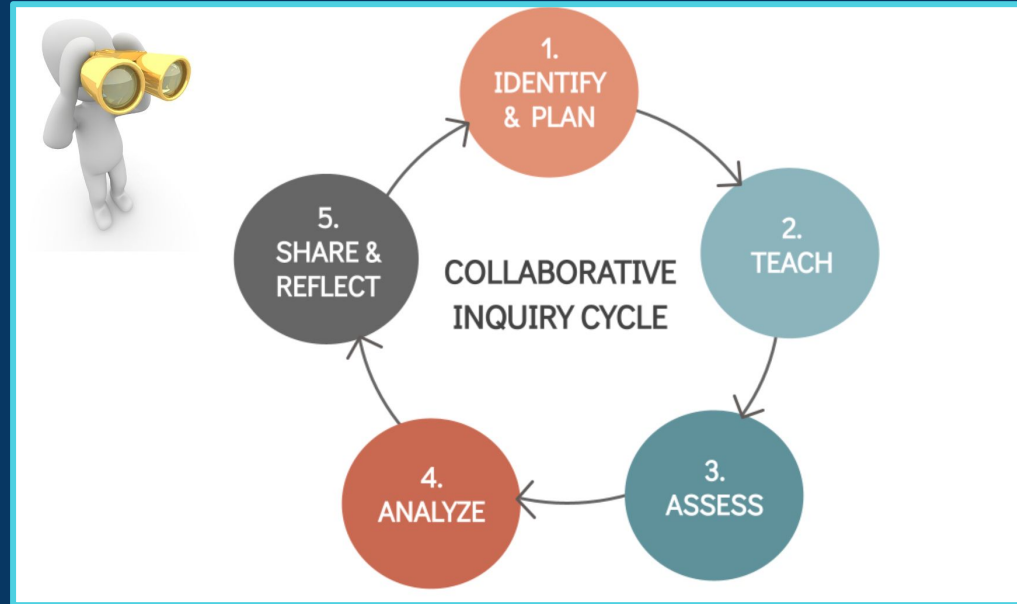
# English Language Flooding Model

- Two dedicated ELD Teachers to support the flooding model
- Students are switching teachers/classrooms for Designated ELD by proficiency level
- 3 times a week (Monday, Wednesday, Thursday) for 50 minutes per block, with the exception of 5th grade (early release Wednesdays)
- Each teacher is responsible for teaching 1-2 proficiency levels
- Master Schedule implementation



# Collaborative Inquiry Cycle

- Implementation through Instructional Leadership Team (ILT)
- ILT members to implement in grade level
- Identify a problem of practice or learning targets based on data and/or student needs



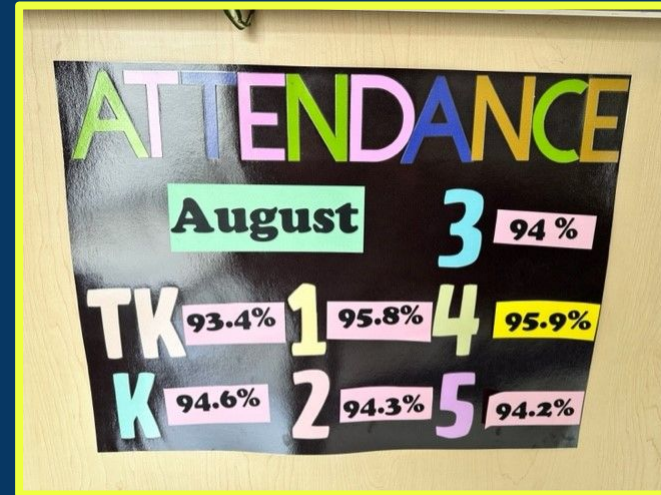
# Attendance

YTD Attendance Rate 94.4%

YTD Chronic Absenteeism Rate 18.0%

No. of Students 423

	AUG	SEP
Attendance Rate	94.5%	94.4%
Chronic Absenteeism Rate	24.6%	18.0%



# Culture & Relationships

- Legarza PE
- Field Trips - New 1 per grade level
- 2nd Chance Breakfast - Pilot
- Morning Announcements with Cougar Credo and Spruce Cougar Norms
- PTA Pumpkin Patch/Halloween Parade
- Red Ribbon Week
- Ruby Bridges Walk to School Day
- Girls on the Run Bay Area
- PBIS (Positive Behavior Interventions and Supports)
- Monthly Character Traits
- Virtual Author Visit/Staff Read Aloud
- Gardening
- Safety Patrol
- Spirit Days
- Band
- Outdoor Education

## COUGAR CREDO



SPRUCE COUGARS JOIN AND PROUDLY SAY  
WE RESPECT OUR COMMUNITY EVERYDAY

WE HOLD OUR TEACHERS IN HIGH REGARD  
WE TRY OUR BEST AND ALWAYS WORK HARD

SO TURN TO A NEIGHBOR AND LET'S REMIND  
THAT SPRUCE ELEMENTARY IS THE  
**BEST YOU'LL FIND!**



# Partnerships

- Heart of America & Abbvie - New STEM Lab
- Safe Routes to School Grant recipient (bike racks)
- Ruby Bridges Day AAA Grant recipient
- Music for Minors (TK-2nd)
- Gene Academy (grades 3-5)
- Youth Service Bureau Trainees
- Art in Action
- Scholastic Book Fair



# Spruce Team



# Volunteer Recognition

Graciela Cano

Lisandra Peña

Marianela Molina

Enedina Garcia

Marcela Medina

# Questions

