

# SSF Alternative Education

Teaching and Learning 2022-23



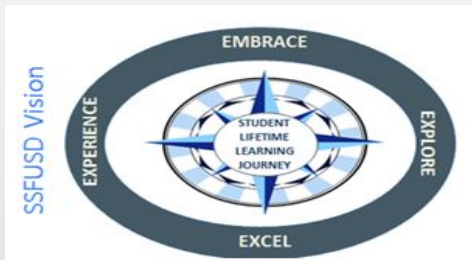


# District Goals

## LCAP GOAL 1

### Academic Achievement

The district will provide a high quality curricular program for students that will raise student proficiency on the California Common Core State Standards as measured by overall academic achievement on state assessments, CA Dashboard results, interim assessment data and ELPAC/Reclassification data.



## LCAP GOAL 4

### Special Education

The district will provide high quality curricular programs for students with IEPs that will raise student engagement in school and proficiency on the California Common Core State Standards as measured by overall academic achievement on state assessments, and engagement rates.

## LCAP GOAL 2

### Professional Development

Identified classified staff, certificated and administrative staff will participate in professional development to create capacity and expertise in curriculum program implementation based on the development of scope and sequence as measured by walkthrough observations and other evidence (artifacts and student work).

## LCAP GOAL 3

### Student, Parent & Community Engagement

Improve parent school engagement through an increase in participation in site and district parent groups such as SSC, PTSA, DELAC, ELAC, AAPAC as well as in other parent meetings as measured by attendance sign in sheets.

# District Priorities

A) Improve Curriculum, Instruction & Assessment

B) Bolster Professional Learning and Collaboration

C) Strengthen Leadership Capacity

SSFUSD

# STRENGTHENING OUR SYSTEMS

*the*  
**GAS TANK**  
**BENCHMARKS**

checking student progress toward goals.

HOW CAN WE LEVERAGE DATA?

*the*  
**STEERING WHEEL**  
**INSTRUCTION**

guiding our learning objectives  
ENGAGES US → TAKES US FORWARD

*the*  
**GPS**  
**NAVIGATION**

our goals  
LCAP, DEPT. SITE, TEAM, TCHR.

FFME - A PROCESS TO DETERMINE WHAT TOOL, PRACTICE, & SERVICE WILL HELP US SOLVE OUR IDENTIFIED NEED

WHAT IS OUR ACTION PLAN?

HOW DO WE REFLECT & RELENTLESSLY FOLLOW UP?

*the*  
**SEATS**  
**CURRICULUM**

defines the skills to be taught  
STANDARDS, RIGOR, RELEVANCE

*the*  
**WHEELS**  
**SYSTEMS OF ASSESSMENT**

sets the pace

*the*  
**ENGINE**  
**PERFORMANCE MANAGEMENT MEETINGS**

showcasing data & progress  
ILTs, PLCs, DEPT. MEETINGS

Experience  
Explore  
Embrace  
Excel

WHAT QUESTIONS HELP US DETERMINE ROOT CAUSES OF PERFORMANCE?

*the*  
**MIRRORS**  
**PROFESSIONAL LEARNING SYSTEM**

reflecting & growing in our professional practices

# EQUITY



# Baden High School

Where your new journey  
begins...



# Baden Site Goals

## 1) ELD Professional Development

After completing professional development, teachers will:

- Use the ELLevation platform to analyze student data
- Identify and implement strategies appropriate for our program
- Design lesson plans to include effective ELD strategies
- Receive feedback and ongoing support from the ELD TOSA

(LCAP #1 & #2)



# Baden Site Goals

## 2) Restorative Practices

After completing professional development, teachers and staff will:

- Utilize affective language and restorative chats to engage with students
- Implement community circles and restorative circles
- promote a safe and inclusive learning environment

(LCAP #2 & #3)

# Baden Relationships and Culture

## Social Emotional Support

### Counselors

Carla Sangco A-G

Juliet Johnson H-Z

### School Psychologist

Bianca Frutos

### YSB School Safety Advocate

Mia Acosta

School Community Building (Halloween, Holiday)

Community/Restorative Circles

Guest Speaker & Poetry Workshop with SF Poet Laureate:  
Tonga Eisen-Martin

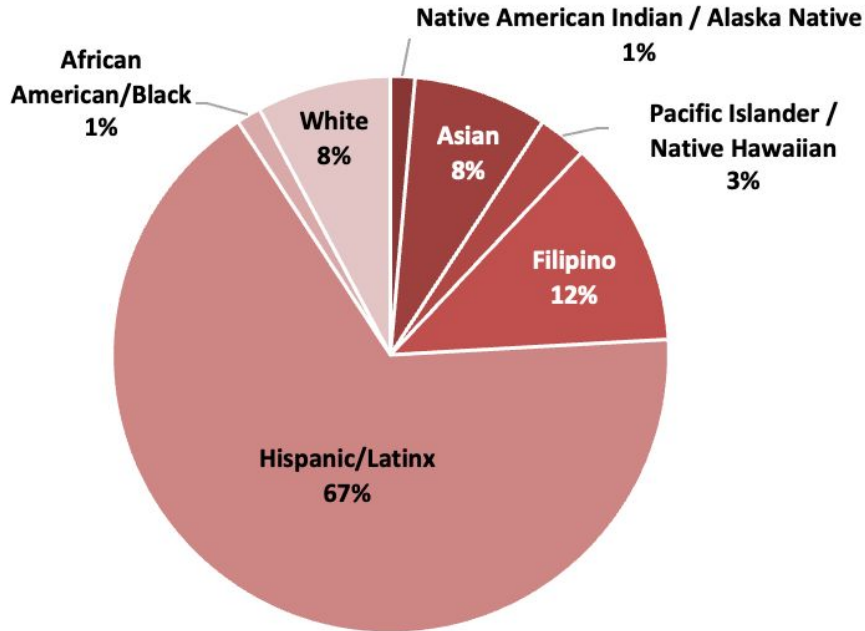


# Baden Relationships and Culture

Campus murals and beautification by Hands On Bay Area Partner - Zoox



# Baden Student Population

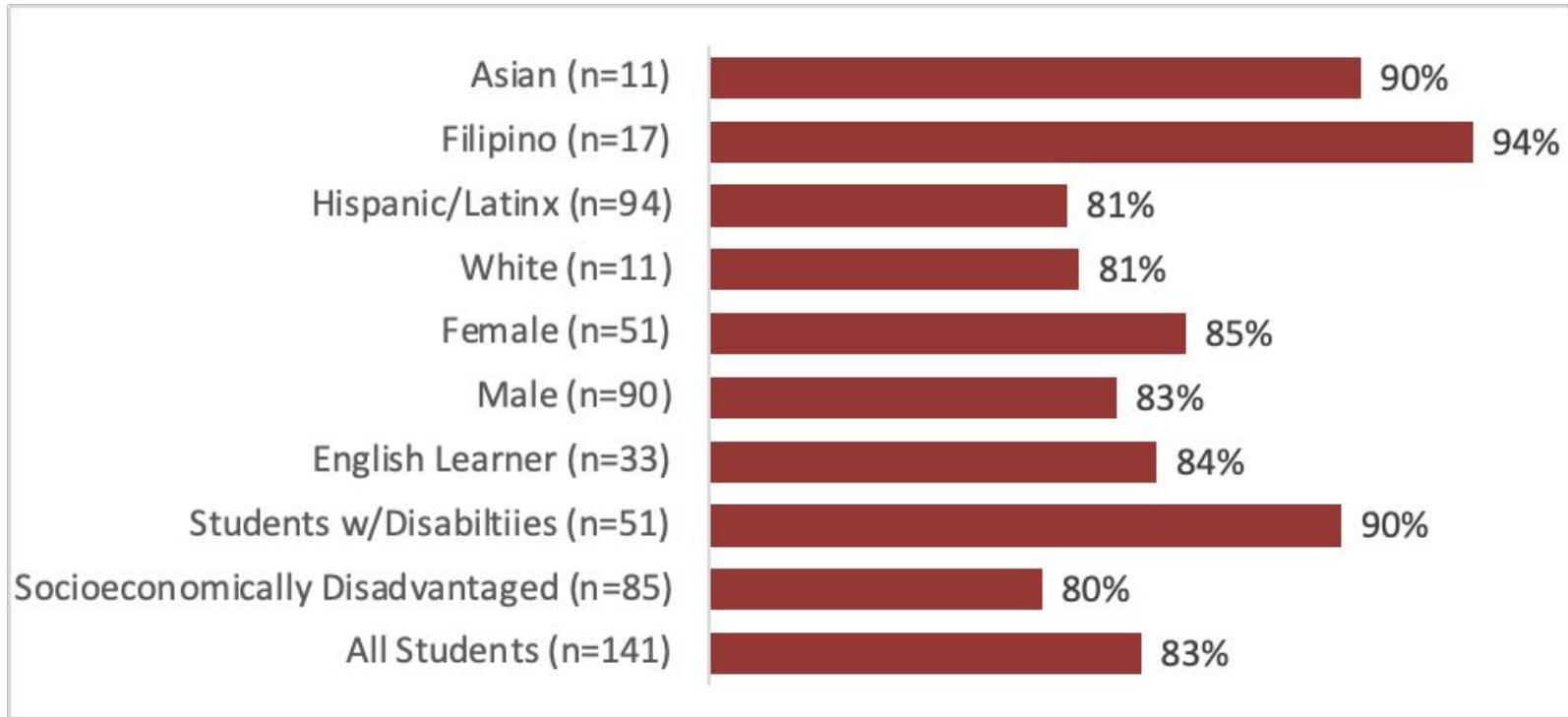


Program	09	10	11	12	Total
Adult Transition Program				25	25
Continuation HS		10	39	20	69
Independent Study	2	4	12	17	35
Therapeutic Classroom	1	2	3	6	12
<b>Total</b>	<b>3</b>	<b>16</b>	<b>54</b>	<b>68</b>	<b>141</b>

Student Group	#	%
Female	51	36%
Male	90	64%
English Learner	33	23%
Students w/Disabilities	51	36%
Socioeconomically Disadvantaged	85	60%
<b>Total</b>		<b>141</b>



# Attendance Snapshot (4/03-5/05)



\* To protect student privacy, data for student groups with fewer than 10 students is not displayed. For Baden HS, this includes the Native American Indian/Alaska Native, African American/Black, and Pacific Islander/Native Hawaiian groups.



# 2021-22 CAASPP Data

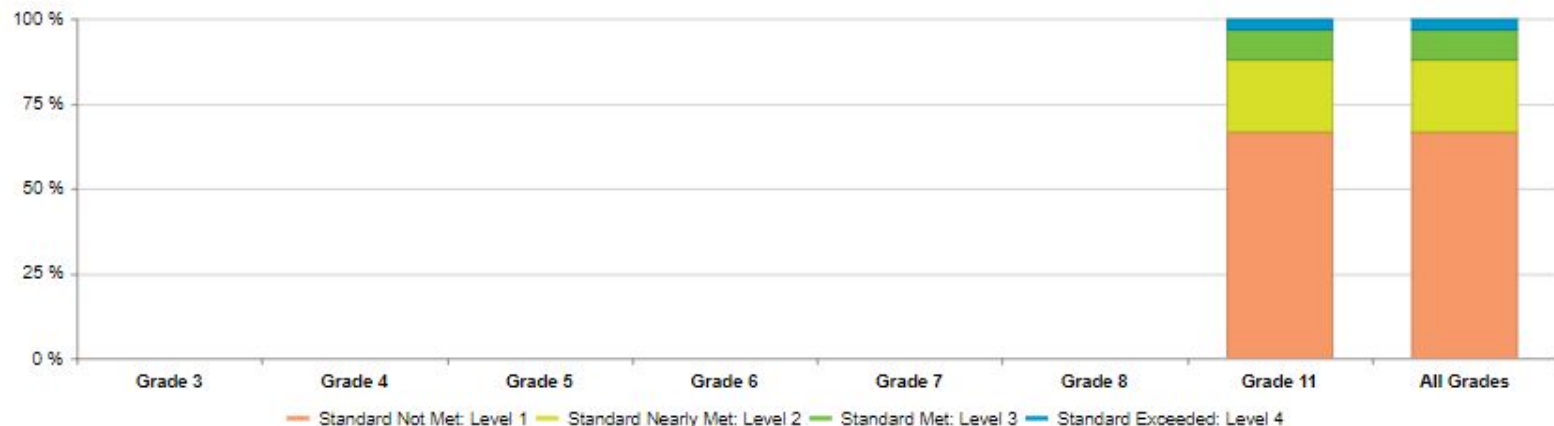


## 2021–22 Detailed Test Results Results for All Students

### ENGLISH LANGUAGE ARTS/LITERACY

#### ▼ Data Detail - All Students (accessible data)

#### Achievement Level Distribution



Standard Exceeded: Level 4 <sup>(1)</sup>

N/A

N/A

N/A

N/A

N/A

N/A

3.03 %

3.03 %

Standard Met: Level 3 <sup>(1)</sup>

N/A

N/A

N/A

N/A

N/A

N/A

9.09 %

9.09 %

Standard Nearly Met: Level 2 <sup>(1)</sup>

N/A

N/A

N/A

N/A

N/A

N/A

21.21 %

21.21 %

Standard Not Met: Level 1 <sup>(1)</sup>

N/A

N/A

N/A

N/A

N/A

N/A

66.67 %

66.67 %

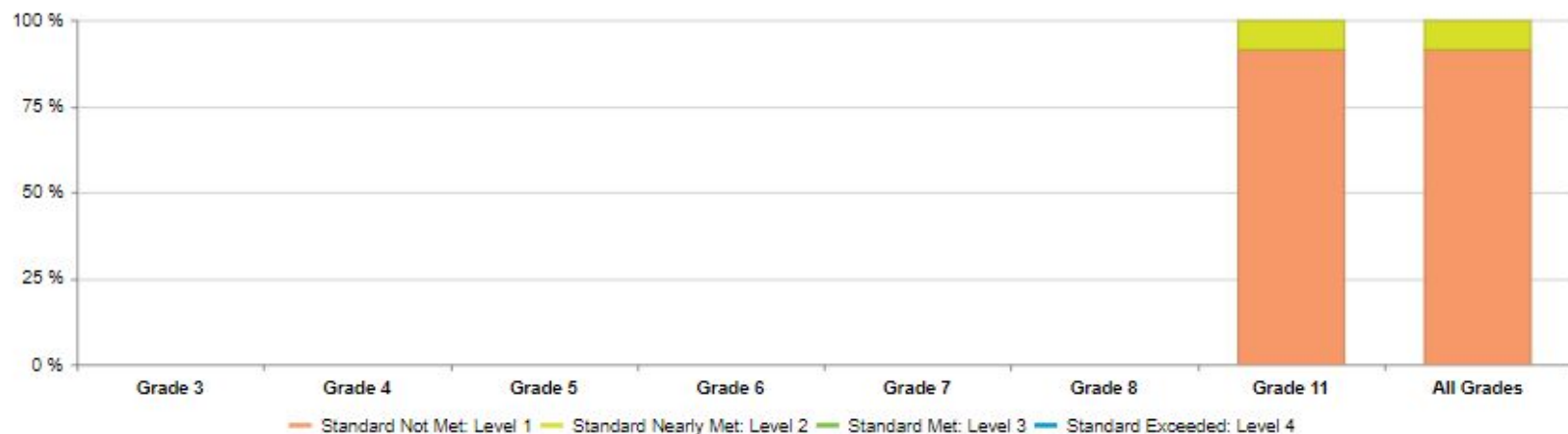
# 2021–22 Detailed Test Results

## Results for All Students

### MATHEMATICS

#### ▼ Data Detail - All Students (accessible data)

#### Achievement Level Distribution



Standard Exceeded: Level 4 <sup>(1)</sup>	N/A	N/A	N/A	N/A	N/A	N/A	0.00 %	0.00 %
Standard Met: Level 3 <sup>(1)</sup>	N/A	N/A	N/A	N/A	N/A	N/A	0.00 %	0.00 %
Standard Nearly Met: Level 2 <sup>(1)</sup>	N/A	N/A	N/A	N/A	N/A	N/A	8.57 %	8.57 %
Standard Not Met: Level 1 <sup>(1)</sup>	N/A	N/A	N/A	N/A	N/A	N/A	91.43 %	91.43 %

# Baden CSI Eligibility

- For any school with a school level combined four-and-five year graduation rate less than 68 percent over three years
- Must have a four-and-five year graduation rate in 2020, 2021, 2022

Baden High School Graduation Rates	
2020	66.7% (40 students)
2021	36.9% (41 students)
2022	75% (60 students)

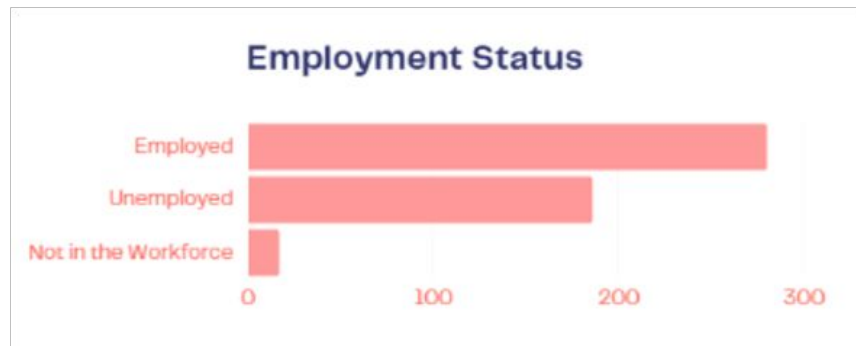
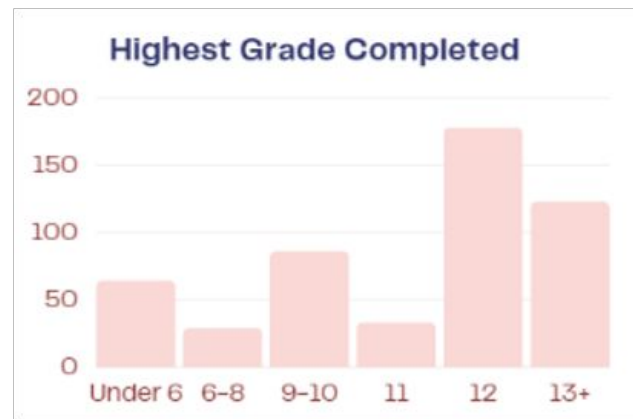
# South San Francisco Adult Education

## 2022-23 Enrollment by Program

### State and Federally Funded Programs

Adult Basic Education (ABE)	Adult Secondary Education (ASE)	English as a Second Language (ESL)	Career Technical Education (CTE)
75	55	404	38

# Adult Student Demographics



# Outcomes and Highlights

## Program Outcome

21

TRANSITIONED TO  
POST SECONDARY

11

EARNED HSD/HSE

117

GOT A JOB/  
INCREASED WAGES

545

RECEIVED SUPPORT  
TRAINING, TRANSITION &  
CAREER SERVICES




# Adult Transition Program

8 Job Sites: Lowes, Smart & Final, Costco, Cypress Lawn, SSFHS Nutrition, ECHS Nutrition, Petco, Sprouts

Silk Screen and Embroidery Projects

Training: Employment, Daily Living Skills, Self Determination, & Functional Academic

Volunteer for Baden Lunch set-up and service



Thank you!