



# Monte Verde Elementary 2023-2024





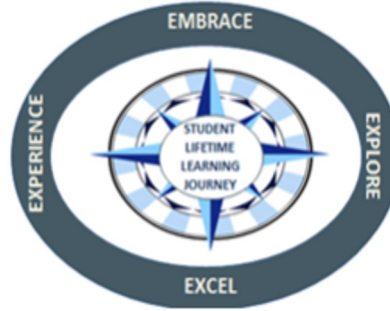
# District Goals

## LCAP GOAL 1

### Academic Achievement

The district will provide a high quality curricular program for students that will raise student proficiency on the California Common Core State Standards as measured by overall academic achievement on state assessments, CA Dashboard results, interim assessment data and ELPAC/Reclassification data.

SSFUSD Vision



## LCAP GOAL 4

### Special Education

The district will provide a high quality curricular programs for students with IEPs that will raise student engagement in school and proficiency on the California Common Core State Standards as measured by overall academic achievement on state assessments, and engagement rates.

## LCAP GOAL 2

### Professional Development

Identified classified staff, certificated and administrative staff will participate in professional development to create capacity and expertise in curriculum program implementation based on the development of scope and sequence as measured by walkthrough observations and other evidence (artifacts and student work)

## LCAP GOAL 3

### Student, Parent & Community Engagement

Improve parent school engagement through an increase in participation in site and district parent groups such as SSC, PTSA, DELAC, ELAC, AAPAC as well as in other parent meetings as measured by attendance sign in sheets.

# District Priorities

A) Improve Curriculum, Instruction & Assessment

B) Bolster Professional Learning and Collaboration

c) Strengthen Leadership Capacity

SSFUSD

# STRENGTHENING OUR SYSTEMS

**the GAS TANK**  
**BENCHMARKS**  
checking student progress toward goals.

HOW CAN WE LEVERAGE DATA?

**the STEERING WHEEL**  
**INSTRUCTION**  
guiding our learning objectives  
ENGAGES US + TAKES US FORWARD

**the GPS**  
**NAVIGATION**  
our goals  
LCAP, DEPT., SITE, TEAM, TCHR.

**FFME -**  
A PROCESS TO DETERMINE WHAT TOOL, PRACTICE, or SERVICE WILL HELP US SOLVE OUR IDENTIFIED NEED

WHAT IS OUR ACTION PLAN?

HOW DO WE REFLECT + RELENTLESSLY FOLLOW UP?

**the SEATS**  
**CURRICULUM**  
defines the skills to be taught  
STANDARDS, RIGOR, RELEVANCE



**the ENGINE**  
**PERFORMANCE MANAGEMENT MEETINGS**  
showcasing data + progress of  
ILTs, PLCs, DEPT. MEETINGS

Learn  
Impact  
Navigate  
Thrive

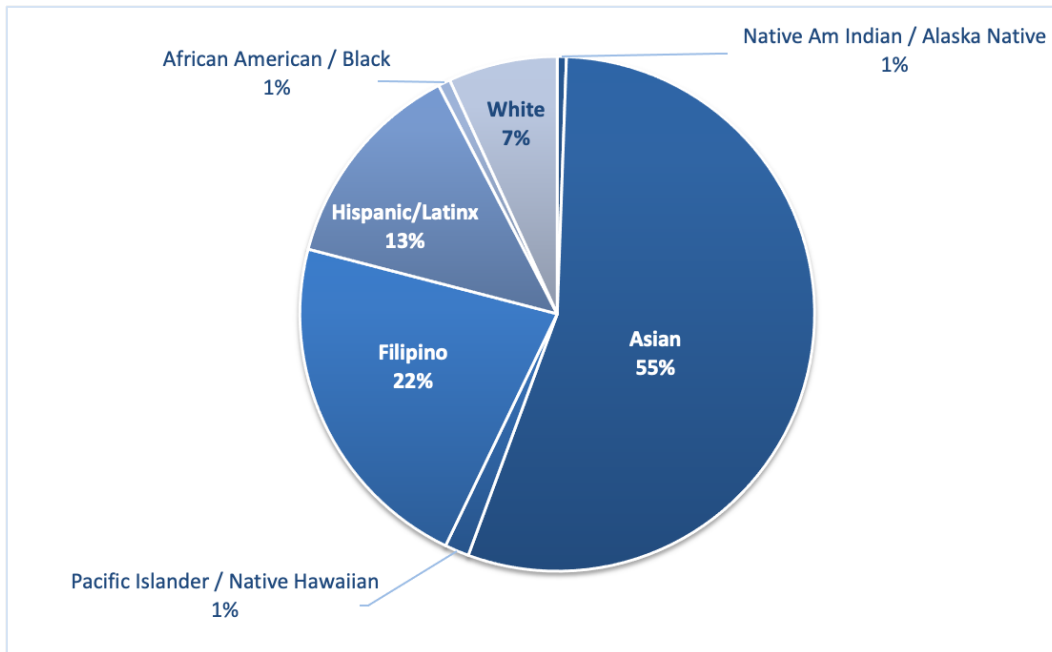
**the WHEELS**  
**SYSTEMS of ASSESSMENT**  
sets the pace

WHAT QUESTIONS HELP US DETERMINE ROOT CAUSES of PERFORMANCE?

# EQUITY

**the MIRRORS**  
**PROFESSIONAL LEARNING SYSTEM**  
reflecting + growing in our professional practices

# Monte Verde Elementary



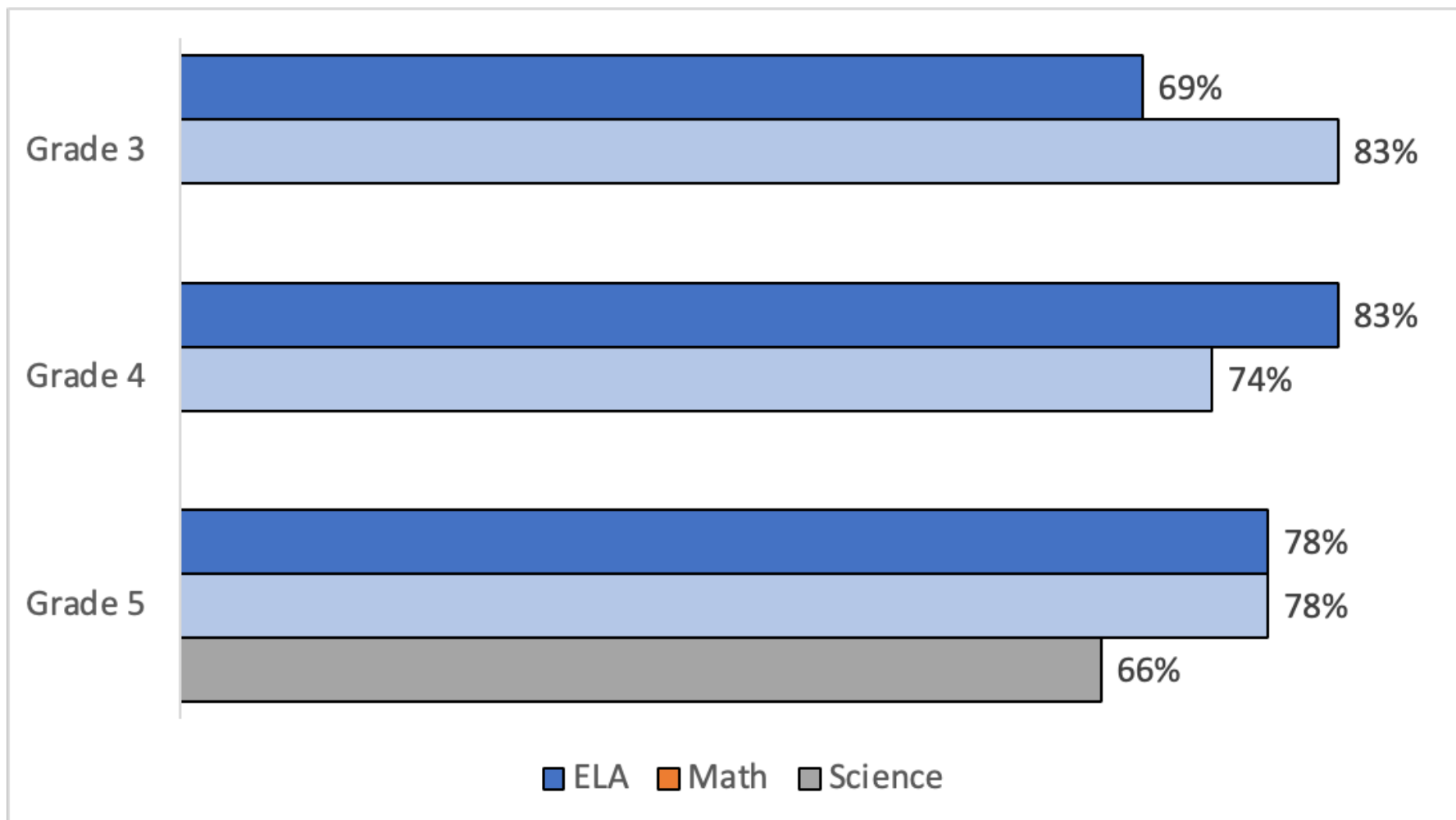
Students by Grade Level	#
Kindergarten	88
1st	83
2nd	86
3rd	92
4th	91
5th	85

Student Group	#	%
Female	260	50%
Male	265	50%
English Learners	54	10%
Students w/Disabilities	38	7%
Socioeconomically Disadvantaged	94	18%
All Students	525	



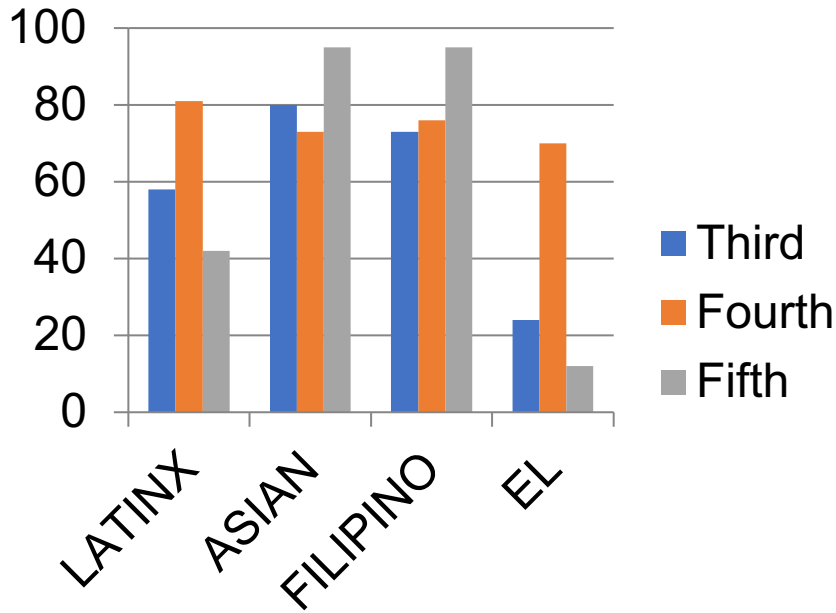
# CAASPP Data

# Preliminary CAASPP ELA, Math, and CAST: % of students meeting/exceeding standards

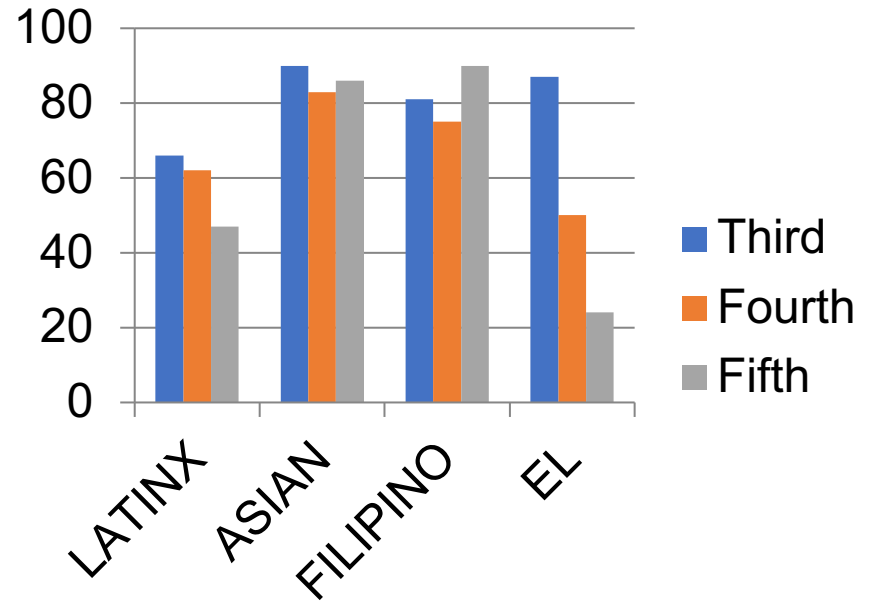


# Preliminary CAASPP ELA, Math, and CAST: % of students meeting/exceeding standards

## English Language Arts



## Math





# Attendance Data

YEAR-TO-DATE (YTD) METRICS

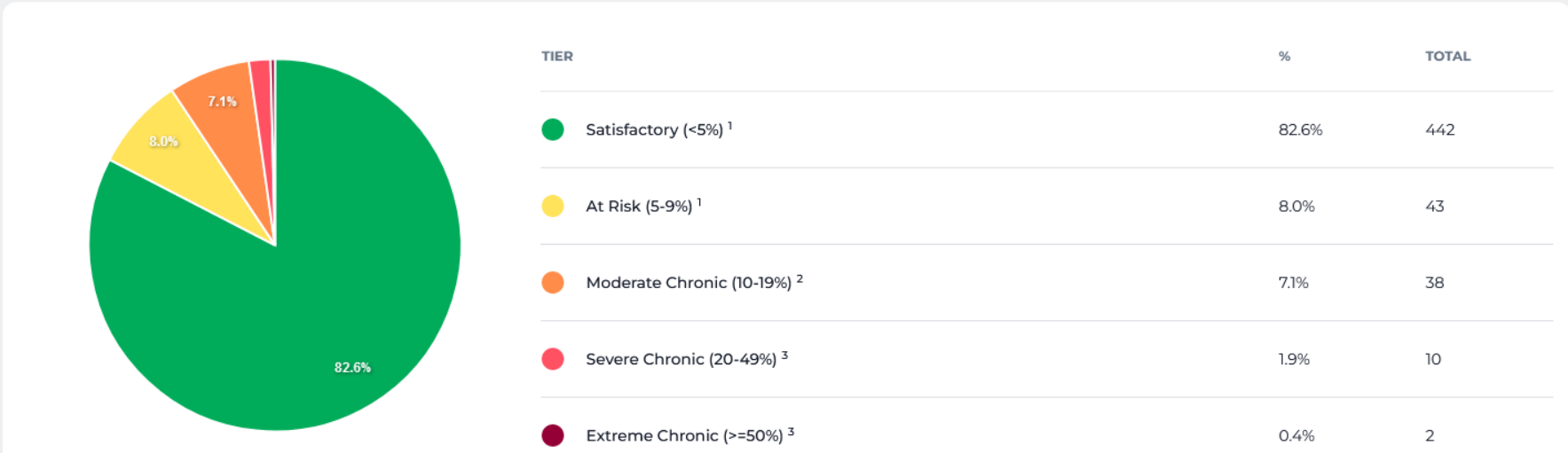
YTD Attendance Rate	97.0%	YTD Chronic Absenteeism Rate	9.3%	No. of Students	535
---------------------	-------	------------------------------	------	-----------------	-----

ATTENDANCE OVER TIME

Cumulative View

	AUG	SEP
Attendance Rate	97.0%	97.0%
Chronic Absenteeism Rate	13.3%	9.3%

ATTENDANCE BY TIER



(1) Satisfactory and At-Risk are MTSS tier 1; (2) Moderate Chronic is MTSS tier 2; (3) Severe and Extreme Chronic are MTSS tier 3.



What's Going  
On?



# Facilities





# Learning





# Assessments





# Lagarza P.E.





# Walk-a-thon





# Looking forward to...

- LEAP
- Biographies
- Spirit Days
- Field Trips
- Carnival
- Assemblies
- Word Millionaires
- Art in Action
- Outdoor Education
- Walk through the Revolution



Thanks to our MV  
TEAM



