

# Los Cerritos School



2023-2024  
Robin K. Pang-Maganaris, Ed.D.  
SSFUSD Board Spotlight



# A Rocky Start to Fire Status!





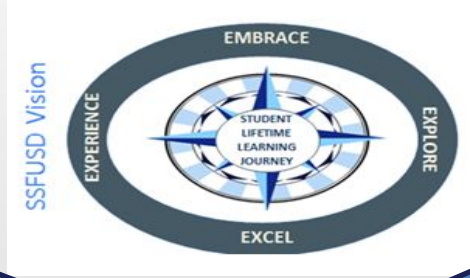
# District Goals



## LCAP GOAL 1

### Academic Achievement

The district will provide a high quality curricular program for students that will raise student proficiency on the California Common Core State Standards as measured by overall academic achievement on state assessments, CA Dashboard results, interim assessment data and ELPAC/Reclassification data.



## LCAP GOAL 4

### Special Education

The district will provide high quality curricular programs for students with IEPs that will raise student engagement in school and proficiency on the California Common Core State Standards as measured by overall academic achievement on state assessments, and engagement rates.

## LCAP GOAL 2

### Professional Development

Identified classified staff, certificated and administrative staff will participate in professional development to create capacity and expertise in curriculum program implementation based on the development of scope and sequence as measured by walkthrough observations and other evidence (artifacts and student work).

## LCAP GOAL 3



### Student, Parent & Community Engagement

Improve parent school engagement through an increase in participation in site and district parent groups such as SSC, PTSA, DELAC, ELAC, AAPAC as well as in other parent meetings as measured by attendance sign in sheets.

# District Priorities

A) Improve Curriculum, Instruction & Assessment

B) Bolster Professional Learning and Collaboration

C) Strengthen Leadership Capacity

SSFUSD

# STRENGTHENING OUR SYSTEMS

*the*  
**GAS TANK**  
**BENCHMARKS**  
checking student progress toward goals.

HOW CAN WE LEVERAGE DATA?

*the*  
**STEERING WHEEL**  
**INSTRUCTION**  
guiding our learning objectives  
ENGAGES US + TAKES US FORWARD

★ *the*  
**GPS**  
**NAVIGATION**  
our goals  
LCAP, DEPT. SITE, TEAM, TCHR.

FFME - A PROCESS TO DETERMINE WHAT TOOL, PRACTICE, & SERVICE WILL HELP US SOLVE OUR IDENTIFIED NEED

WHAT IS OUR ACTION PLAN?

HOW DO WE REFLECT + RELENTLESSLY FOLLOW UP?

*the*  
**SEATS**  
**CURRICULUM**  
defines the skills to be taught  
STANDARDS, RIGOR, RELEVANCE



*the*  
**ENGINE**  
**PERFORMANCE MANAGEMENT MEETINGS**  
showcasing data + progress  
ILTs, PLCs, DEPT. MEETINGS

EVERYONE DRIVES THE CAR AT HIS - HER OWN LEVEL.

*the*  
**WHEELS**  
**SYSTEMS OF ASSESSMENT**  
sets the pace

WHAT QUESTIONS HELP US DETERMINE ROOT CAUSES OF PERFORMANCE?

*the*  
**MIRRORS**  
**PROFESSIONAL LEARNING SYSTEM**  
reflecting + growing in our professional practices

## EQUITY

# Los Cerritos Children

314 Beautiful Children

4 SDC Classrooms

1 - TK

2 - K

2 - 1st

2 - 2nd

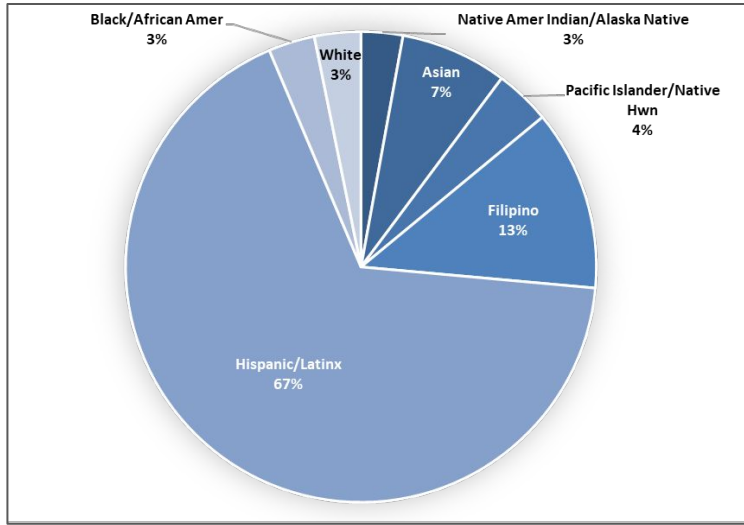
1 - 3/4

1 - 4th

2 - 5th



# Los Cerritos Children



Students by Grade Level	#
Transitional Kindergarten	23
Kindergarten	35
1st	54
2nd	50
3rd	37
4th	48
5th	67

Student Group	#	%
Female	148	47%
Male	166	53%
English Learners*	142	45%
Students w/Disabilities	72	23%
Socioeconomically Disadvantaged	202	64%
All Students	314	

\*English Learner count does not include 3 students who are pending EL status determination and 26 students who have been Redesignated.



# Los Cerritos Staff



## Amazing Staff

5 SPED teachers (4 SDC + 1 RSP)

4.5 SPED Specialist (SLP, PSYCH, OT, Behavior)

1 nutrition & health tech

.5 YSB counselor

12 General Education

2 Reading Specialist

2 bilingual paras for Newcomers

14 SPED paras

Administrative Assistant, Bilingual clerk

# CA Accountability Dashboard Summary

## SCHOOL PERFORMANCE OVERVIEW

### Los Cerritos Elementary

Explore the performance of Los Cerritos Elementary under California's Accountability System.

Chronic Absenteeism



Red

Suspension Rate



Red

English Learner Progress



Green

English Language Arts




Orange

Mathematics



Orange



# Data in Detail



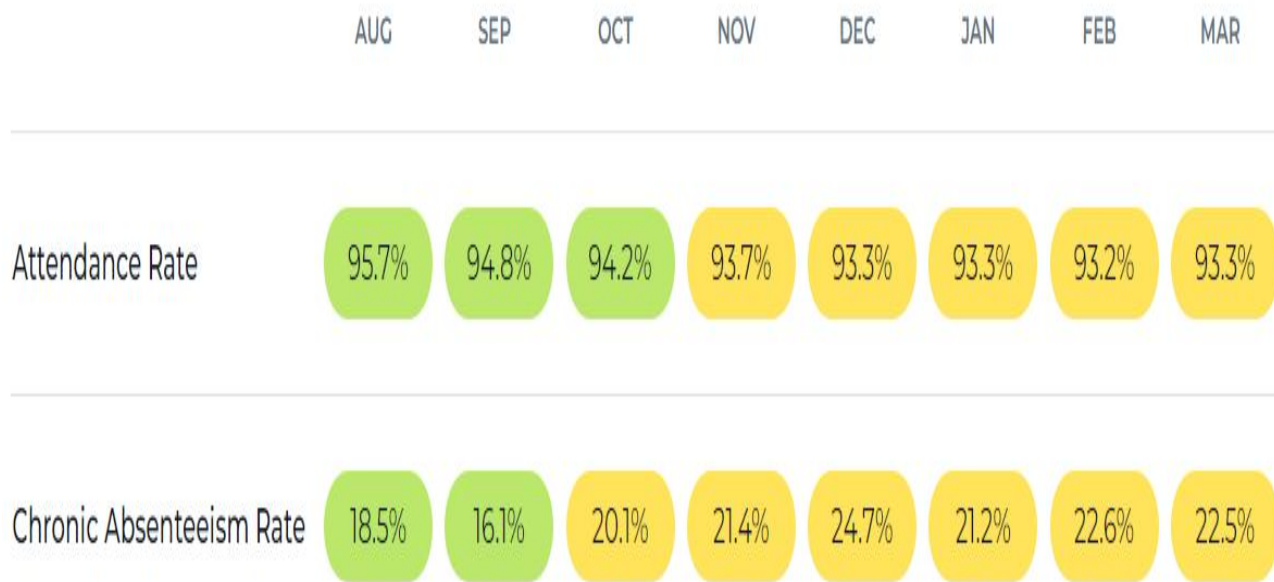
Indicator	Los Cerritos	District
<b>Chronic Absenteeism</b>	39.4% of 325 children +1.25%	21.3% -3.3%
<b>Suspensions</b>	3.6% +2.3%	3.9% +1.3%
<b>English Language Arts</b>	-53 PBS - 7 decline	-3.3 PBS -1 decline
<b>Mathematics</b>	-59.3 PBS -11.6 decline	-32.8 PBS -3.3
<b>English Learner Progress</b>	49.4% grew 1 level +5%	46.9% -6.3%

# Chronic Absenteeism



TIER	%	TOTAL
<span style="color: green;">●</span> Satisfactory (<5%) <sup>1</sup>	46.5%	147
<span style="color: yellow;">●</span> At Risk (5-9%) <sup>1</sup>	31.0%	98
<span style="color: orange;">●</span> Moderate Chronic (10-19%) <sup>2</sup>	20.3%	64
<span style="color: red;">●</span> Severe Chronic (20-49%) <sup>3</sup>	2.2%	7
<span style="color: darkred;">●</span> Extreme Chronic (>=50%) <sup>3</sup>	0.0%	0

# Attendance Rates by Month



# Grade Level Attendance Rates



	AUG	SEP	OCT	NOV	DEC	JAN	FEB	MAR	YTD
PS						100.0%	100.0%	100.0%	100.0%
TK	93.5%	94.2%	92.5%	90.5%	91.3%	91.1%	91.1%	91.2%	91.2%
0	94.9%	90.6%	90.8%	90.5%	89.3%	90.2%	90.2%	90.3%	90.3%
1	97.2%	95.8%	94.3%	94.2%	93.7%	93.6%	93.7%	93.6%	93.6%
2	96.0%	94.8%	94.9%	94.8%	94.3%	94.0%	93.7%	93.7%	93.7%
3	96.5%	96.1%	95.3%	94.2%	93.3%	93.7%	93.6%	93.6%	93.6%
4	95.8%	96.1%	95.3%	94.5%	94.7%	94.6%	94.5%	94.6%	94.6%
5	94.6%	94.7%	94.3%	94.0%	93.9%	93.7%	93.7%	93.7%	93.7%

# SPSA Goals

- English Language Arts
  - By May 2024, the percentage of students able to meet grade specific **reading stamina level will increase by 50%** from baseline data collected on February 1, 2024.
- English Learners
  - By May 2024, 50% of English Language Learners will **increase their ELPAC score** by one level on Spring 2024 assessments from their Spring 2023 assessment.
- School Climate
  - By May 2024, the percentage of students who are **chronically absent will decrease by 10%** from May 2023.



# Strategic Actions and Initiatives

## ★ ELA – Reading Every Night

- Reading 1 hour a day
- Sending home books
- Building classroom libraries

## ★ Truancy – On Time Every Day, At School Every Day

- On Time, Every Day stickers and tickets
  - 1st week = 87 tardy
  - 2nd week = 50 tardy
  - 3rd week = 54 tardy

## ★ ELL – Dramatically increasing student English proficiency

- Collaborative Inquiry Cycles Grades K/1
- Sentence frames, Partner Shares
- Academic Vocabulary



# Strategic Actions (continue)

- ★ Building Family Involvement
  - Increasing visibility
  - Increasing parent connections
    - Formal Meetings – SSC, ELAC, PTA, cafecitos, Parent Cafe, Padres Lideres
    - Events – Friendsgiving, Spring Potluck, Movie Night
  - Increasing parent communication
    - Remind
    - Wednesday Letter
    - Morning Meeting



# Intervention Support

## During School Interventions

- K-2 SIPPS Small Groups
  - 4 days a week for 30 minutes
- Reading Specialists
  - 5 days a week for 30 minutes
  - K-2: 29 students
  - 3-5: 22 students
- Bilingual Paras
  - 4 days a week for 30 minutes
  - 15 students
  - 2 SIPPS groups



# Volunteer Recognitions

- PTA Executive Board
  - Marcela Martinez
  - Tina Jang



- School Site Council
  - Maria Cobian
  - Lourdes Castalleda
  - Karin Gomez
  - Bianca Coleman



**Questions?**