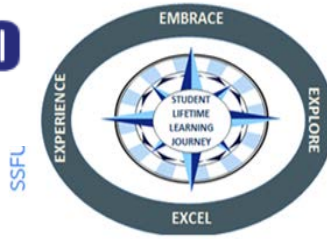




Performance Management Presentation: CAASPP

9.26.2019



LCAP GOAL 1
Academic Achievement
 The district will provide a high quality curricular program for students that will raise student proficiency on the California Common Core State Standards as measured by overall academic achievement on state assessments, CA Dashboard results, interim assessment data and ELPAC/Reclassification data.

LCAP GOAL 2
Professional Development
 Identified classified staff, certificated and administrative staff will participate in professional development to create capacity and expertise in curriculum program implementation based on the development of scope and sequence as measured by walkthrough observations and other evidence (artifacts and student work).

LCAP GOAL 3
Student, Parent & Community Engagement
 Improve parent school engagement through an increase in participation in site and district parent groups such as SSC, PTSA, DELAC, ELAC, AAPAC as well as in other parent meetings as measured by attendance sign in sheets.

District priorities

Improve Curriculum, Instruction & Assessment

Bolster Professional Learning and Collaboration

Strengthen Leadership Capacity

PM
:

SSFUSD OWL SYSTEMS

the
GAS TANK
BENCHMARKS
Checking student progress toward goals.

1
HOW CAN WE LEVERAGE DATA?

the
STEERING WHEEL
INSTRUCTION
guiding our learning objectives
ENGAGES US + TAKES US FORWARD

the
GPS
NAVIGATION
our goals
LCAP, DEPT., SITE, TEAM, TCHR.

5
FFME - A PROCESS TO DETERMINE WHAT TOOL, PRACTICE, or SERVICE WILL HELP US SOLVE OUR IDENTIFIED NEED

Experience
Explore
Embrace
Excel

3
WHAT IS OUR ACTION PLAN?

4
HOW DO WE REFLECT + RELENTLESSLY FOLLOW UP?

the
SEATS
CURRICULUM
defines the skills to be taught
STANDARDS, RIGOR, RELEVANCE



the
ENGINE
PERFORMANCE MANAGEMENT MEETINGS
showcasing data + progress
ILTs, PLCs, DEPT. MEETINGS





the
WHEELS
SYSTEMS + ASSESSMENT
sets the pace

2
WHAT QUESTIONS HELP US DETERMINE ROOT CAUSES OF PERFORMANCE?

the
MIRRORS
PROFESSIONAL LEARNING SYSTEM
reflecting + growing in our professional practices

EQUITY

SSFUSD – CALIFORNIA - SAN MATEO COUNTY

- District will strive to have the all students subgroup outperform the state and County of San Mateo on an annual basis
- SSFUSD - CA - ELA 
- SSFUSD - CA - Math 
- SSFUSD - San Mateo County - ELA 
- SSFUSD - San Mateo County - Math 

ELA Growth - 2017-18 to 2018-2019

- 12 out of 15 sites showed growth in English Language Arts



- 7 sites improved their ELA scores by 5% or higher

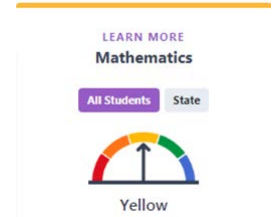


- 8 sites improved their ELA scores by 2% or higher



Math Growth - 2017-18 to 2018-2019

- 7 out of 15 sites showed growth in Mathematics
- 4 sites improved their Mathematics scores by 5% or higher



Summary of CAASPP Growth ELA & Math 2017-2018 to 2018-2019

- 6 sites improved their performances in both ELA and Math ●

