

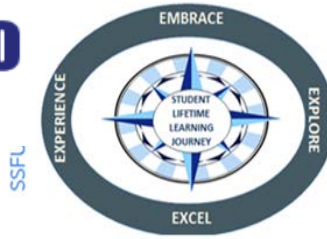


Performance Management Presentation: English Learners

12.12.2019



South San Francisco UNIFIED SCHOOL DISTRICT



LCAP GOAL 1

Academic Achievement

The district will provide a high quality curricular program for students that will raise student proficiency on the California Common Core State Standards as measured by overall academic achievement on state assessments, CA Dashboard results, interim assessment data and ELPAC/Reclassification data.

LCAP GOAL 2

Professional Development

Identified classified staff, certificated and administrative staff will participate in professional development to create capacity and expertise in curriculum program implementation based on the development of scope and sequence as measured by walkthrough observations and other evidence (artifacts and student work).

LCAP GOAL 3

Student, Parent & Community Engagement

Improve parent school engagement through an increase in participation in site and district parent groups such as SSC, PTSA, DELAC, ELAC, AAPAC as well as in other parent meetings as measured by attendance sign in sheets.

District priorities

Improve Curriculum,
Instruction &
Assessment

Bolster Professional
Learning and
Collaboration

Strengthen
Leadership Capacity



PM

:

SSFUSD OWL SYSTEMS

the
GAS TANK
BENCHMARKS
Checking student progress toward goals.

1
HOW CAN WE LEVERAGE DATA?

the
STEERING WHEEL
INSTRUCTION
guiding our learning objectives
ENGAGES US + TAKES US FORWARD

the
GPS
NAVIGATION
our goals
LCAP, DEPT., SITE, TEAM, TCHR.

5
FFME - A PROCESS TO DETERMINE WHAT TOOL, PRACTICE, or SERVICE WILL HELP US SOLVE OUR IDENTIFIED NEED

3
WHAT IS OUR ACTION PLAN?

4
HOW DO WE REFLECT + RELENTLESSLY FOLLOW UP?

the
SEATS
CURRICULUM
defines the skills to be taught
STANDARDS, RIGOR, RELEVANCE



the
ENGINE
PERFORMANCE MANAGEMENT MEETINGS
showcasing data + progress
ILTs, PLCs, DEPT. MEETINGS

Experience
Explore
Embrace
Excel

2
the
WHEELS
SYSTEMS + ASSESSMENT
sets the pace

WHAT QUESTIONS HELP US DETERMINE ROOT CAUSES of PERFORMANCE?

the
MIRRORS
PROFESSIONAL LEARNING SYSTEM
reflecting + growing in our professional practices

EQUITY

Data of English Learners by Elementary School

	BB	JS	Los Cerritos	Martin	MV	PE	Skyline	Spruce	Sunshine Gardens
#	117	46	74	265	116	82	119	267	94
%	19.5%	14.6%	24.3%	65.6%	21.9%	20%	29.6%	51.7%	26.1%

Data of English Learners by Secondary School

	ALMS	PHMS	WMS		ECHS	SFHS	BHS
#	72	195	69		62	168	17
% of school	10.3%	31.8%	11.3%		4.9%	12.7%	15.9%

Metrics

Performance Management
(progress towards goals)



On Target/Completed



Moving toward target



No/Little progress made

CA Dashboard
(current performance)



Red



Orange



Yellow



Green





Blue

LOWEST PERFORMANCE

HIGHEST PERFORMANCE



English Learner Progress

SSFUSD	State
	

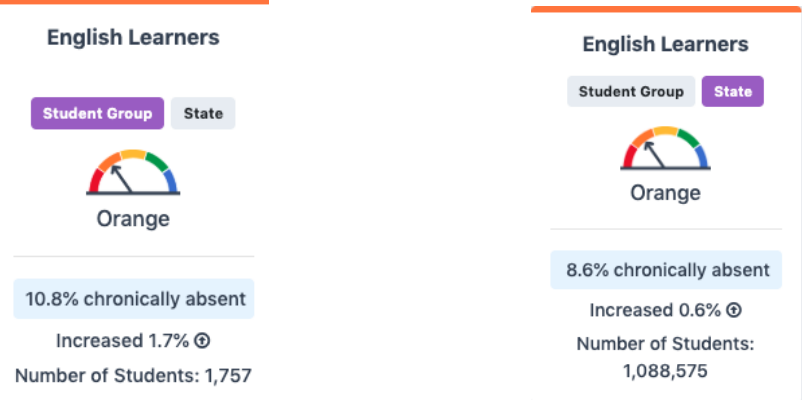
Goal:
Develop sufficient
English
Proficiency to be
Reclassified
Fluent English
Proficient





Chronic Absenteeism rate for our English learners

SSFUSD	State
	

**Target: 0%
chronic
absenteeism
rate**





Suspension Rates for our English learners

SSFUSD	State
	

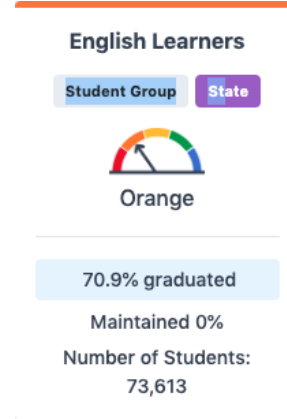
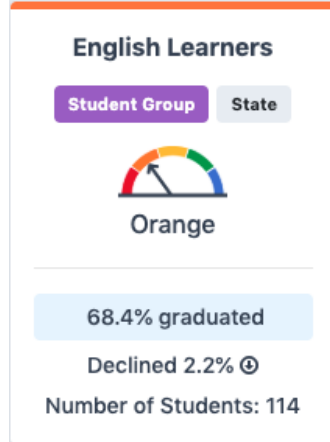
**Target: 0%
suspension &
rate**





Graduation Rates for our English learners

SSFUSD	State
	

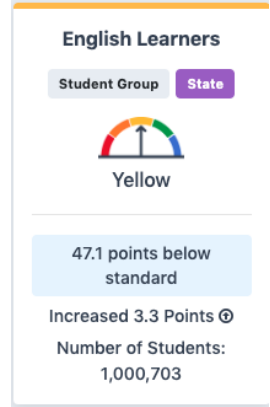
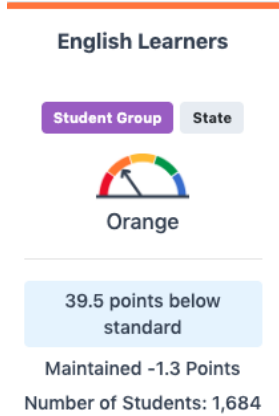
**Target: 100%
graduation rate**





Achievement of our English learners in ELA

SSFUSD	State
	

**Target:
All students at
or above
standard**



Achievement for our English learners in Math

SSFUSD	State
	

**Target:
All students at
or above
standard**

