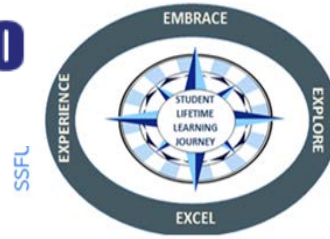




Performance Management Presentation: SSFUSD CA Dashboard Results 2019

1.16.2020



LCAP GOAL 1
Academic Achievement
 The district will provide a high quality curricular program for students that will raise student proficiency on the California Common Core State Standards as measured by overall academic achievement on state assessments, CA Dashboard results, interim assessment data and ELPAC/Reclassification data.

LCAP GOAL 2
Professional Development
 Identified classified staff, certificated and administrative staff will participate in professional development to create capacity and expertise in curriculum program implementation based on the development of scope and sequence as measured by walkthrough observations and other evidence (artifacts and student work).

LCAP GOAL 3
Student, Parent & Community Engagement
 Improve parent school engagement through an increase in participation in site and district parent groups such as SSC, PTSA, DELAC, ELAC, AAPAC as well as in other parent meetings as measured by attendance sign in sheets.

District priorities

Improve Curriculum, Instruction & Assessment

Bolster Professional Learning and Collaboration

Strengthen Leadership Capacity

PM

SSFUSD **STRENGTHENING OUR SYSTEMS**

the **GAS TANK** **BENCHMARKS**

checking student progress toward goals.

HOW CAN WE LEVERAGE DATA?

the **STEERING WHEEL** **INSTRUCTION**

guiding our learning objectives
ENGAGES US + TAKES US FORWARD

the **GPS** **NAVIGATION**

our goals
LCAP, DEPT., SITE, TEAM, TCHR.

FFME - A PROCESS TO DETERMINE WHAT TOOL, PRACTICE, & SERVICE WILL HELP US SOLVE OUR IDENTIFIED

WHAT IS OUR ACTION PLAN?

HOW DO WE REFLECT + RELENTLESSLY FOLLOW UP?

the **SEATS** **CURRICULUM**

defines the skills to be taught
STANDARDS, RIGOR, RELEVANCE



the **ENGINE**

PERFORMANCE MANAGEMENT MEETINGS
showcasing data + progress
ILTs, PLCs, DEPT. MEETINGS

Experience
Explore
Embrace
Excel

OWN LEVEL.

the **WHEELS**

SYSTEMS OF ASSESSMENT
sets the pace

WHAT QUESTIONS HELP US DETERMINE ROOT CAUSES OF PERFORMANCE?

EQUITY

the **MIRRORS**

PROFESSIONAL LEARNING SYSTEM
reflecting + growing in our professional practices

Metrics (ELA, Math, CCI, Graduation Indicators)

**Performance Management
(progress towards goals)**

**CA Dashboard
(current performance)**

 **Increased/Increased Significantly**




 **Maintained**

 **Declined/Declined Significantly**






Academic ELA Indicator



<p>LC, Martin, MV, Skyline, Spruce, SG, Parkway, WMS, Baden, ECHS & SSFUSD</p>	<p>INCREASE/INCREASED SIGNIFICANTLY</p>	
<p>Buri, JS, Ponderosa & SSFHS</p>	<p>MAINTAINED</p>	
<p>ALMS</p>	<p>DECLINED/DECLINED SIGNIFICANTLY</p>	




Academic Math Indicator



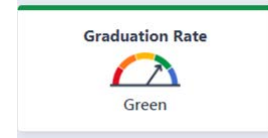
LC, JS, Martin, MV, Spruce, SG, Parkway, ECHS & SSFHS	INCREASE/INCREASED SIGNIFICANTLY	
Ponderosa, Baden & SSFUSD	MAINTAINED	
Buri, Skyline, ALMS, & WMS	DECLINED/DECLINED SIGNIFICANTLY	




College/Career Indicator



El Camino & SSFUSD	INCREASE/INCREASED SIGNIFICANTLY	
Baden & SSFHS	MAINTAINED	
None	DECLINED/DECLINED SIGNIFICANTLY	

Graduation Indicator



El Camino & SSFUSD	INCREASE/INCREASED SIGNIFICANTLY	
SSFHS	MAINTAINED	
BADEN**	DECLINED/DECLINED SIGNIFICANTLY	

Metrics (Suspension & Chronic Absenteeism Indicators)

**Performance Management
(progress towards goals)**

**CA Dashboard
(current performance)**

 Declined/Declined Significantly




 Maintained

 Increased/Increased Significantly




Suspension Indicator






<p>LC, Martin, MV, Skyline, Spruce, SG, Parkway, WMS, Baden, ECHS & SSFHS</p>	<p>DECLINED/DECLINED SIGNIFICANTLY</p>	
<p>Buri, JS, MV, BADEN & SSFUSD</p>	<p>MAINTAINED</p>	
<p>LC, SG, WMS & ECHS</p>	<p>INCREASE/INCREASED SIGNIFICANTLY</p>	


Chronic Absenteeism Indicator

Chronic Absenteeism



Orange

Skyline, Spruce & WMS	DECLINED/DECLINED SIGNIFICANTLY	
Ponderosa, SG & ALMS	MAINTAINED	
Buri, JS, LC, Martin, MV, Parkway & SSFUSD	INCREASE/INCREASED SIGNIFICANTLY	

<ul style="list-style-type: none"> • Acad ELA Indicator - 11 out of 16 sites (69%) Increase/Increased Significantly • Acad Math Indicator - 9 out of 16 sites (56%) Increase/Increased Significantly • College/Career Indicator - 2 out 4 sites (50%) Increase/Increased Significantly • Graduation Indicator - 2 out 4 sites (50%) Increase/Increased Significantly • Suspension Indicator - 11 out of 16 sites (69%) Declined/Declined Significantly 	
<ul style="list-style-type: none"> • Chronic Absenteeism Indicator - 3 out of 13 sites (23%) Declined/Declined Significantly 	