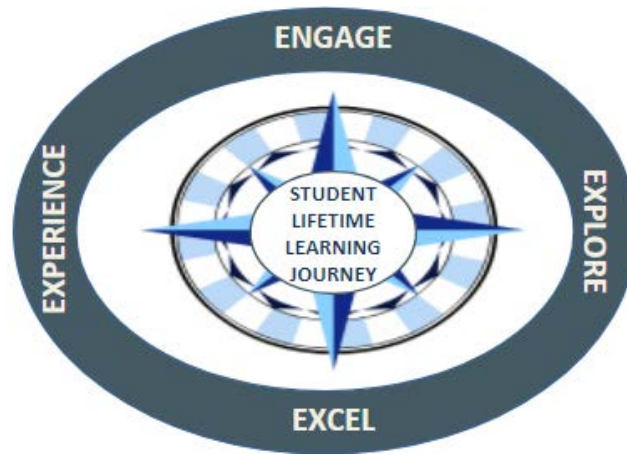


MONTE VERDE ELEMENTARY SCHOOL



2019-2020



LCAP GOAL 1

Academic Achievement

The district will provide a high quality curricular program for students that will raise student proficiency on the California Common Core State Standards as measured by overall academic achievement on state assessments, CA Dashboard results, interim assessment data and ELPAC/Reclassification data.

LCAP GOAL 2

Professional Development

Identified classified staff, certificated and administrative staff will participate in professional development to create capacity and expertise in curriculum program implementation based on the development of scope and sequence as measured by walkthrough observations and other evidence (artifacts and student work).

LCAP GOAL 3

Student, Parent & Community Engagement

Improve parent school engagement through an increase in participation in site and district parent groups such as SSC, PTSA, DELAC, ELAC, AAPAC as well as in other parent meetings as measured by attendance sign in sheets.



District priorities

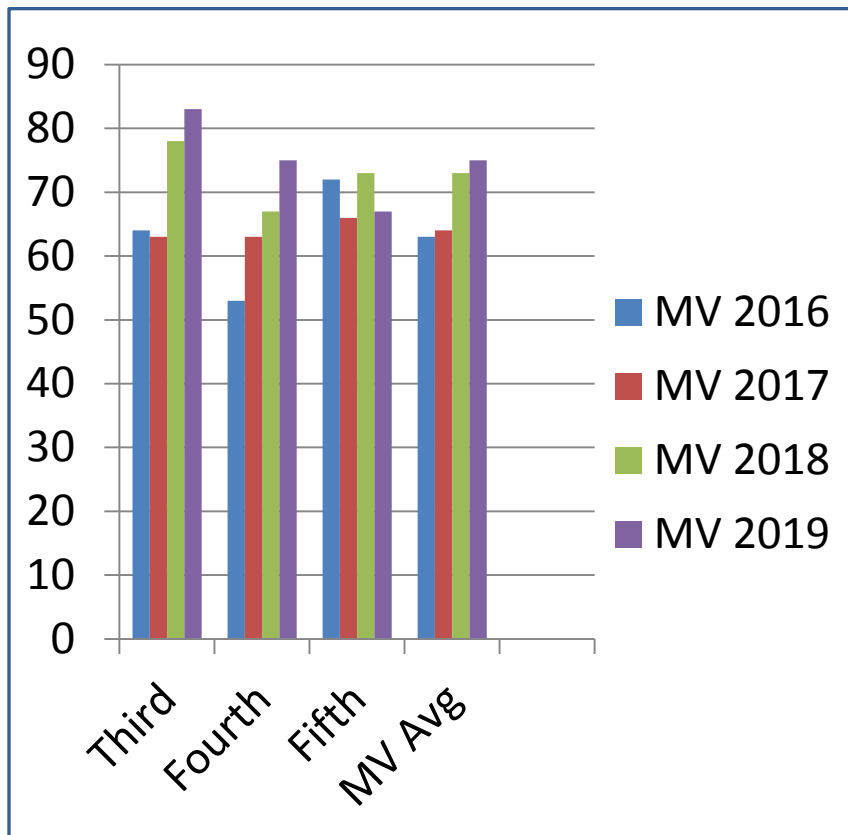
Improve Curriculum, Instruction & Assessment

Bolster Professional Learning and Collaboration

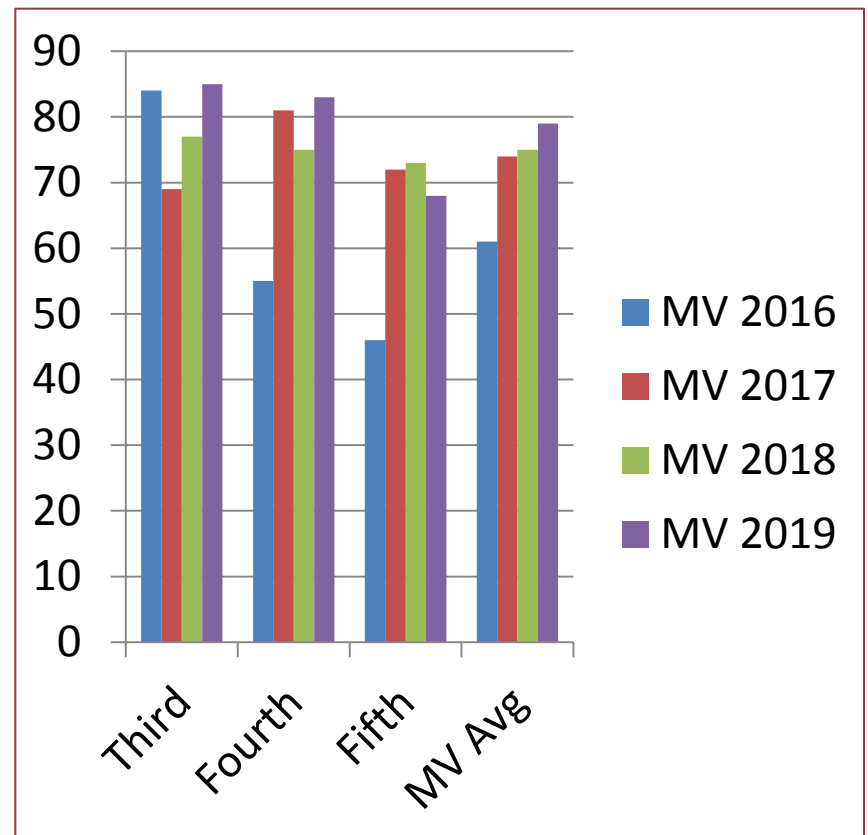
Strengthen Leadership Capacity

CAASPP/YEAR

ELA



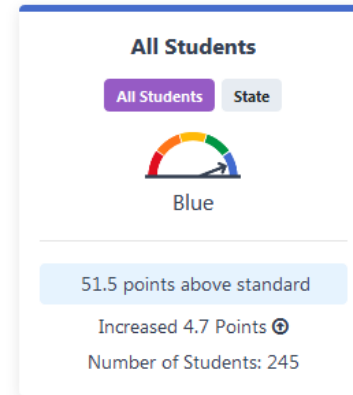
MATH



English Language Arts

All Students

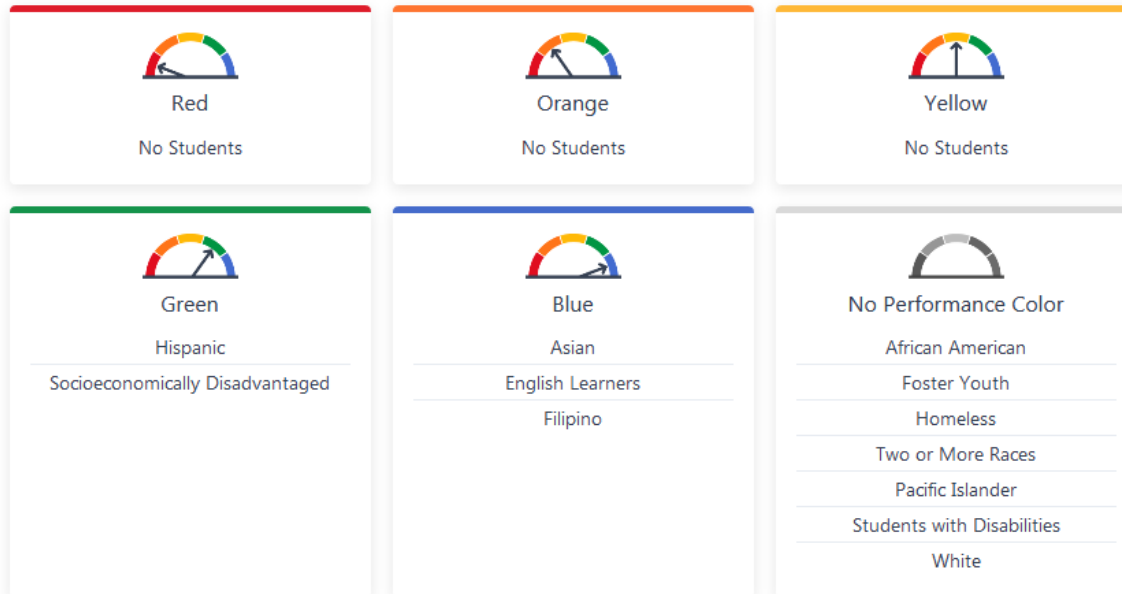
Explore how well students are meeting grade-level standards on the English Language Arts assessment. This measure is based on student performance on either the Smarter Balanced Summative Assessment or the California Alternate Assessment, which is taken annually by students in grades 3–8 and grade 11.



Student Group Details

All Student Groups by Performance Level

5 Total Student Groups



Explore Groups By Performance Level

- Red 0
- Orange 0
- Yellow 0
- Green 2**
- Blue 3
- No Performance Color 7

Hispanic

Student Group State



Green

30.2 points above standard

Maintained -2.7 Points

Number of Students: 52

Socioeconomically Disadvantaged

Student Group State



Green

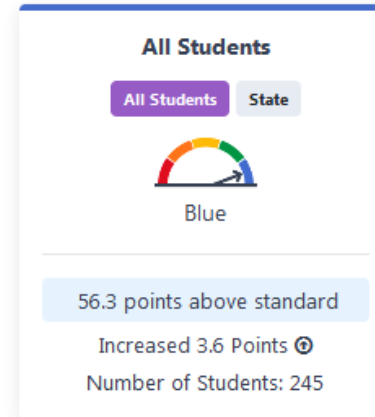
20.1 points above standard

Maintained 2.4 Points

Number of Students: 71

All Students

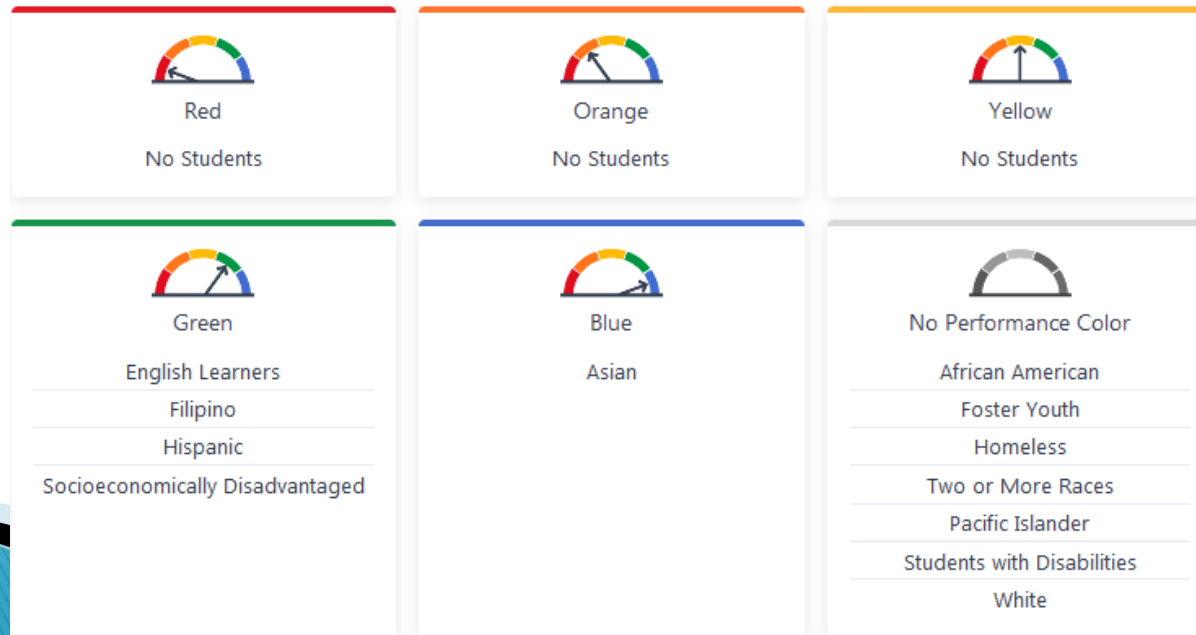
Explore how well students are meeting grade-level standards on the Mathematics assessment. This measure is based on student performance either on the Smarter Balanced Summative Assessment or the California Alternate Assessment, which is taken annually by students in grades 3–8 and grade 11.



Student Group Details

All Student Groups by Performance Level

5 Total Student Groups




Explore Groups By Performance Level

Red 0 Orange 0 Yellow 0 Green 4 Blue 1 No Performance Color 7

English Learners

Student Group State



Green


62.2 points above standard

Declined 6.2 Points ⬇️

Number of Students: 58

Filipino

Student Group State



Green


46.3 points above standard

Declined 4 Points ⬇️

Number of Students: 83

Hispanic

Student Group State



Green


32.5 points above standard

Increased 8.6 Points ⬆️

Number of Students: 52

Socioeconomically Disadvantaged

Student Group State



Green

22.8 points above standard

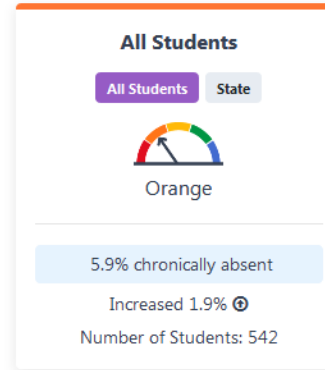
Maintained -0.6 Points

Number of Students: 71

Chronic Absenteeism

All Students

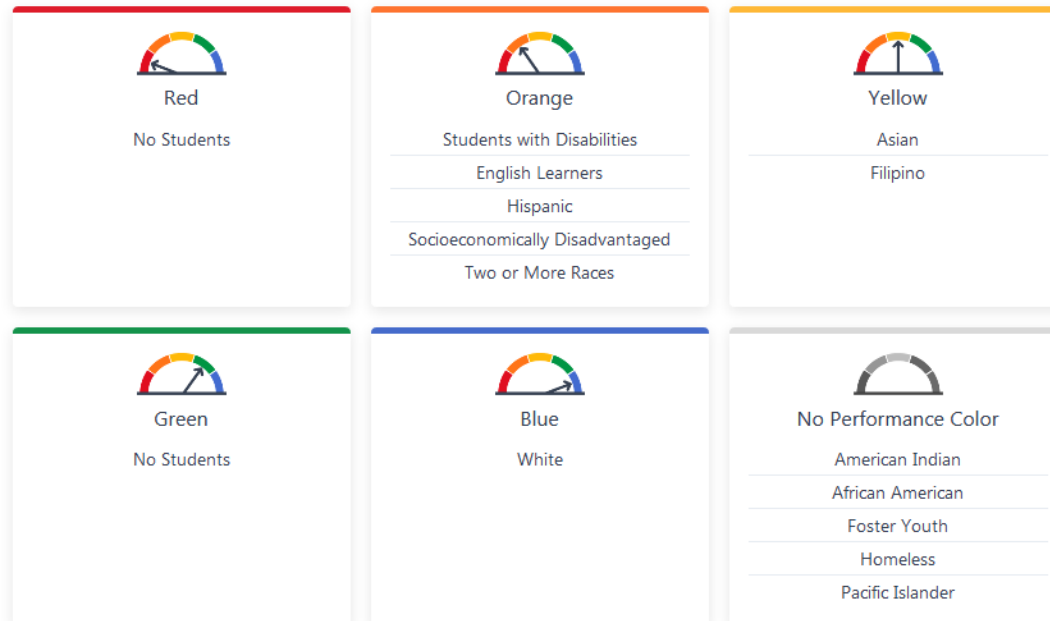
Explore information about the percentage of students in kindergarten through grade 8 who are absent 10 percent or more of the instructional days they were enrolled.



Student Group Details

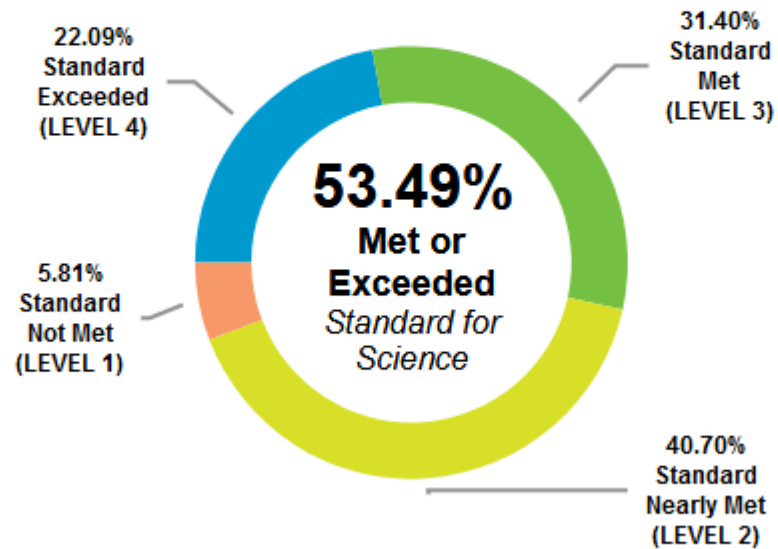
All Student Groups by Performance Level

8 Total Student Groups



Science

Percent of students within each achievement level



SCIENCE



SOCIAL STUDIES






VISUAL AND PERFORMING ARTS



PTA ACTIVITIES



THE MV TEAM

