




# Junipero Serra Elementary School

HOME OF THE PINTOS



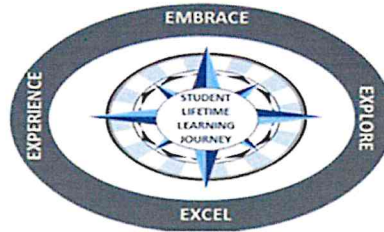
*Teresa Sampayan*  
Principal  
May 12, 2022



<https://junipero-ssfusd-ca.schoolloop.com/>



SSFUSD Vision



### LCAP GOAL 1

#### Academic Achievement

The district will provide a high quality curricular program for students that will raise student proficiency on the California Common Core State Standards as measured by overall academic achievement on state assessments, CA Dashboard results, interim assessment data and ELPAC/Reclassification data.

### LCAP GOAL 2

#### Professional Development

Identified classified staff, certificated and administrative staff will participate in professional development to create capacity and expertise in curriculum program implementation based on the development of scope and sequence as measured by walkthrough observations and other evidence (artifacts and student work).

### LCAP GOAL 3

#### Student, Parent & Community Engagement

Improve parent school engagement through an increase in participation in site and district parent groups such as SSC, PTSA, DELAC, ELAC, AAPAC as well as in other parent meetings as measured by attendance sign in sheets.

## District priorities

Improve Curriculum, Instruction & Assessment

Bolster Professional Learning and Collaboration

Strengthen Leadership Capacity

# SSFUSD **STRENGTHENING** *OWL* **SYSTEMS**

*the*  
**GAS TANK**  
**BENCHMARKS**  
checking student progress toward goals.

WHAT IS OUR ACTION PLAN?

HOW DO WE REFLECT + RELENTLESSLY FOLLOW UP?

*the*  
**SEATS**  
**CURRICULUM**  
defines the skills to be taught  
STANDARDS, RIGOR, RELEVANCE

HOW CAN WE LEVERAGE DATA?

*the*  
**STEERING WHEEL**  
**INSTRUCTION**  
guiding our learning objectives  
ENGAGES US + TAKES US FORWARD

*the*  
**GPS**  
**NAVIGATION**  
our goals  
LCAP, DEPT., SITE, TEAM, TCHR.

**FFME -**  
A PROCESS TO DETERMINE WHAT TOOL, PRACTICE, OR SERVICE WILL HELP US SOLVE OUR IDENTIFIED NEED

*the*  
**ENGINE**  
**PERFORMANCE MANAGEMENT MEETINGS**  
showcasing data + progress  
ILTs, PLCs, DEPT. MEETINGS

Experience  
Explore  
Embrace  
Excel

*the*  
**WHEELS**  
**SYSTEMS OF ASSESSMENT**  
sets the pace

WHAT QUESTIONS HELP US DETERMINE ROOT CAUSES OF PERFORMANCE?

*the*  
**MIRRORS**  
**PROFESSIONAL LEARNING SYSTEM**  
reflecting + growing in our professional practices

# EQUITY



## OUR MISSION

At Junipero Serra Elementary School, we are educating an inclusive community to be independent learners who are kind, always improving, and prepared for their future.

Reconnecting and Rebuilding Together

2021-22 JS Priorities  
Targeted Small Group Intervention  
Social- Emotional Learning



The vision of Junipero Serra is to inspire a passion for learning while building character.

# Student Population

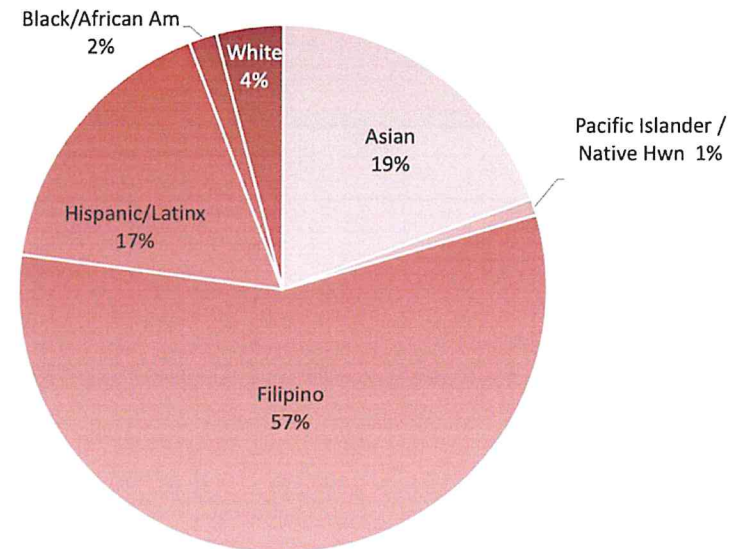
## Students by Grade Level

TK	K	1st	2nd	3rd	4th	5th
1	47	44	47	47	53	58

## Students by Program Group

Student Group	#	%
Female	129	44%
Male	166	56%
English Learners	52	18%
Students with Disabilities	50	17%
Socioeconomically Disadvantaged	95	32%
<b>Total</b>	<b>295</b>	

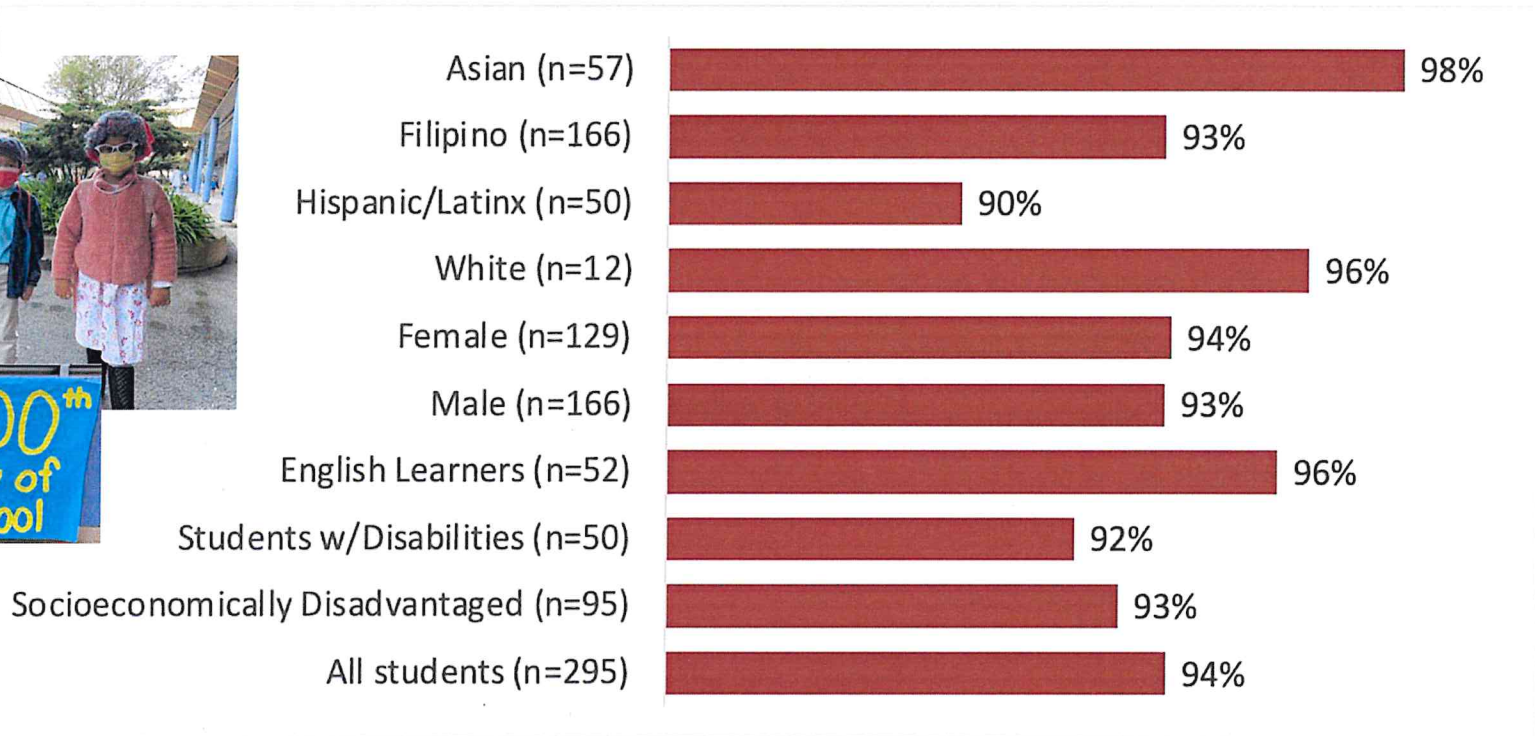
## Students by Race/Ethnicity



As of 4/11/2022, 5 students in Virtual Independent Study

# Attendance Snapshot


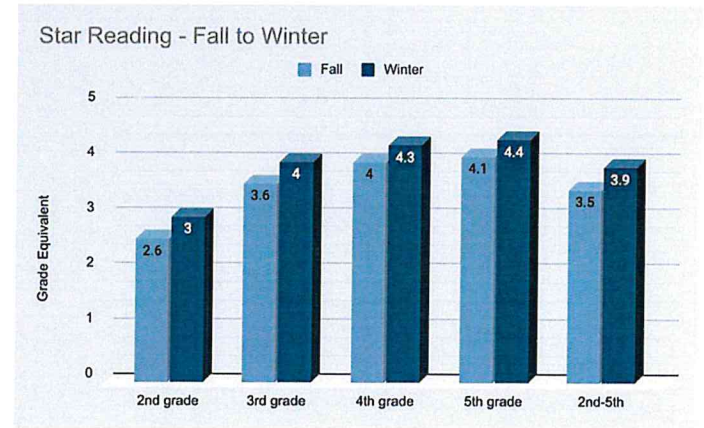
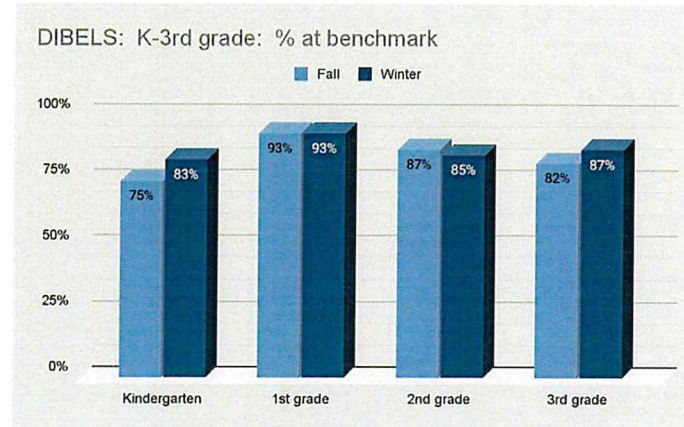
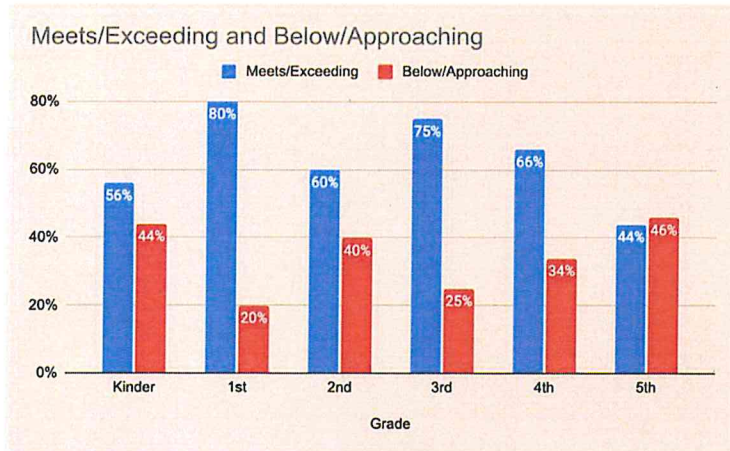
Average attendance by cohort group (3/21 - 4/29):



\* To protect student privacy, data for student groups with fewer than 10 students is not displayed. For JSES, this includes the Pacific Islander/Native Hawaiian (n=3), African American/Black (n=5), and Decline to State (n=2) groups.

# Literably & Dibels Data

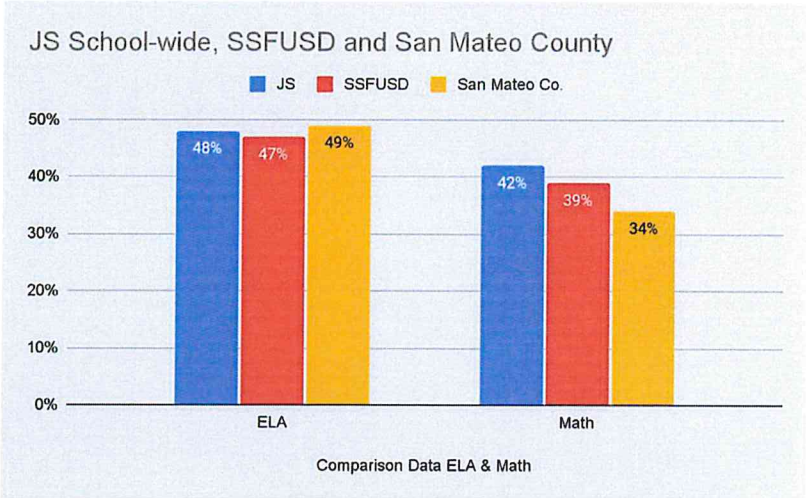
## Middle of Year (2/2022)



# CAASPP Data (Spring, 2021)



Story Time with Mrs. Bandian




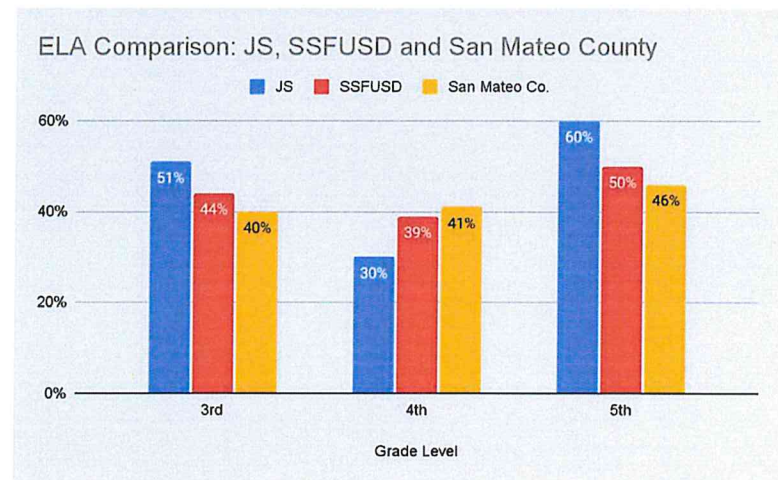

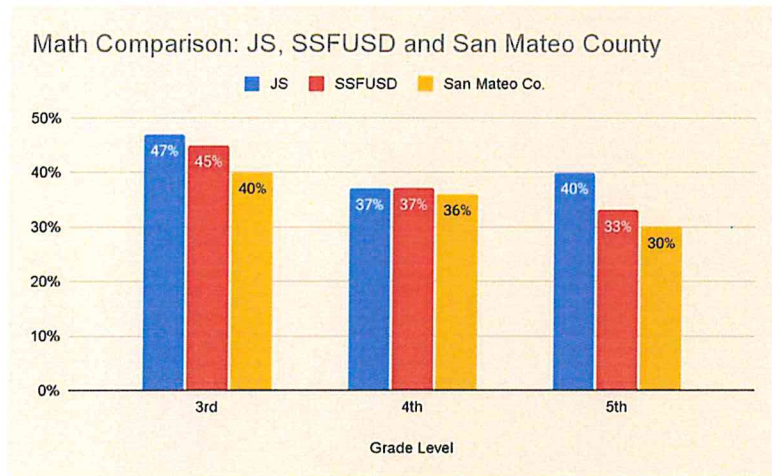
CAASPP Student Groups	Total Enrollment	Number Tested	Percentage tested	ELA Met or Exceeded	Math Met or Exceeded
All Gr. 3-5	147	124	84%	48%	42%
Asian	24	21	86%	47%	48%
Filipinx	73	63	86%	56%	42%
Hispanic/Latinx	31	22	71%	27%	27%
English Learners	21	18	86%	6%	17%
Students with disabilities	16	12	75%	17%	17%
Socioeconomically disadvantaged	37	31	84%	29%	32%



4th Gr. National Parks Showcase

# CAASPP Data (Spring 2021)

## Standards Met or Exceeded

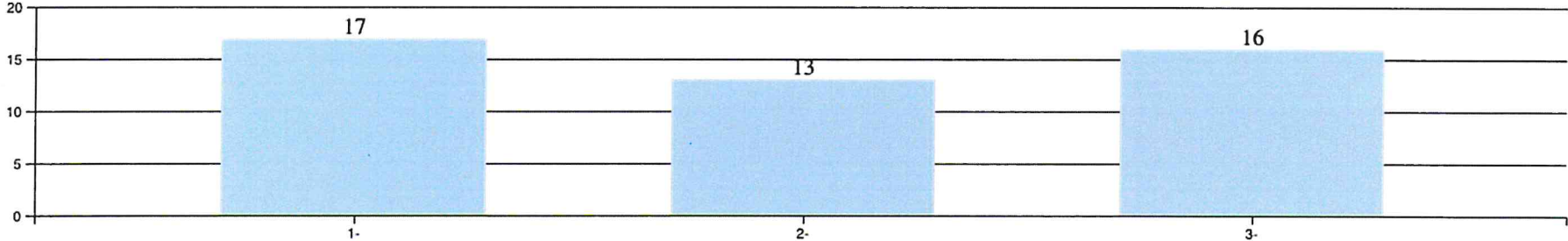


# ELPAC Data

English Learners	52
RFEP Monitored	32
2022 RFEP	13



Overall Level



# Reconnecting and Rebuilding Together



Students recognized for Growth Mindset


- Calleja - Noah
- Taylor - Olivia
- Alvarado - Haley
- Barry - Neveah
- Wan - Gwen
- Niemann - Chloe



Weekly Pooled Testing






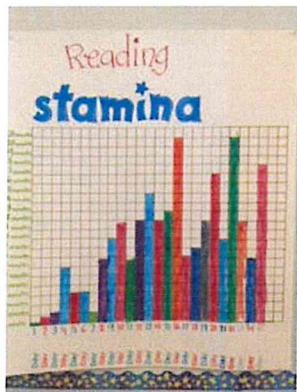
YMCA of SSF  
YSB ~ Friendship  
Workshops ~ Counseling  
YMCA OF SAN FRANCISCO




Cheering on Special Olympics



Team Pintos are dedicated to providing our Pintos relevant learning **EXPERIENCES...**



and opportunities to **EXPLORE** and cultivate innovation and collaboration.



Investigating a sheep's brain (SFS)



STEM Project



5th Grade Math Collaboration



Family Camping PBL



Kinders ~ Nearpod lesson

We foster and **EMBRACE** diversity of people and diversity of thought...



Lunar New Year



Autism Acceptance



Proud to Be Me




Proud to Be Me




Black History Month

while guiding our Pintos to **EXCEL** in order for them to grow into resilient and confident people.



Reading Buddies



Kinders Making Words



Girls on the Run



Student Council




Pinto Pride



# Team Pintos

## Thank you for your heart work!

*It's amazing what a team can accomplish when no one cares who gets the credit.  
~ adapted from H. Truman*



# Thank you JS Volunteers!

*Ms. Reyna Chiu*

*Ms. Traci Cho*

*Ms. Giselle Domondon*

*Mr. Angelo Ignacio*

*Ms. Carla Martinez*

*Ms. Yvette Sampior*

