




HOME OF THE STALLIONS



SUNSHINE GARDENS ELEMENTARY SCHOOL

Board Presentation



SSFUSD Vision



LCAP GOAL 1

Academic Achievement

The district will provide a high quality curricular program for students that will raise student proficiency on the California Common Core State Standards as measured by overall academic achievement on state assessments, CA Dashboard results, interim assessment data and ELPAC/Reclassification data.

LCAP GOAL 2

Professional Development

Identified classified staff, certificated and administrative staff will participate in professional development to create capacity and expertise in curriculum program implementation based on the development of scope and sequence as measured by walkthrough observations and other evidence (artifacts and student work).

LCAP GOAL 3

Student, Parent & Community Engagement

Improve parent school engagement through an increase in participation in site and district parent groups such as SSC, PTSA, DELAC, ELAC, AAPAC as well as in other parent meetings as measured by attendance sign in sheets.

District priorities

Improve Curriculum, Instruction & Assessment

Bolster Professional Learning and Collaboration

Strengthen Leadership Capacity

SSFUSD

STRENGTHENING OUR SYSTEMS

the
GAS TANK
BENCHMARKS
checking student progress toward goals.

HOW CAN WE LEVERAGE DATA?

the
STEERING WHEEL
INSTRUCTION
guiding our learning objectives
ENGAGES US + TAKES US FORWARD

the
GPS
NAVIGATION
our goals
LCAP, DEPT.,
SITE, TEAM, TCHR.

FFME -
A PROCESS TO
DETERMINE WHAT
TOOL, PRACTICE, OR
SERVICE WILL
HELP US SOLVE
OUR IDENTIFIED
NEED

WHAT IS OUR ACTION PLAN?

HOW DO WE REFLECT + RELENTLESSLY FOLLOW UP?

the
SEATS
CURRICULUM
defines the skills to be taught
STANDARDS, RIGOR,
RELEVANCE



the
ENGINE
PERFORMANCE MANAGEMENT
MEETINGS
showcasing data + progress
ILTs, PLCs, DEPT. MEETINGS

Experience
Explore
Embrace
Excel

the
WHEELS
SYSTEMS OF ASSESSMENT
sets the pace


WHAT QUESTIONS HELP US DETERMINE ROOT CAUSES OF PERFORMANCE?

EQUITY

the
MIRRORS
PROFESSIONAL LEARNING
SYSTEM
reflecting + growing in our professional practices



MISSION STATEMENT



The mission of Sunshine Gardens is to prepare all students with 21st-century skills and the foundation to become Global Citizens. The staff, families, and community work together to create a safe and engaging environment for the whole child that ensures student success, builds character, and celebrates diversity. We encourage our students to be their best selves and to reach their goals.

GOALS

LCAP 1—ELA & Math

ELA and Math benchmarks will increase by 10% as measured by beginning and end of the year data (Literably/Math Unit Assessments) for all student groups including ELs, SPED, and students identified as socially economically disadvantage.

LCAP 2—Professional Development


Staff will continue professional growth in analyzing data, small group instruction, literacy and writing strategies, in order to better support our students.

LCAP 3—Parent and Community engagement


Sunshine Gardens staff will successfully engage families of the most underserved student subgroups (ELs, Low SES, and Special Education).

Students by Grade Level

TK	K	1st	2nd	3rd	4th	5th
20	48	45	60	51	52	61



4th Grade Reading Buddies



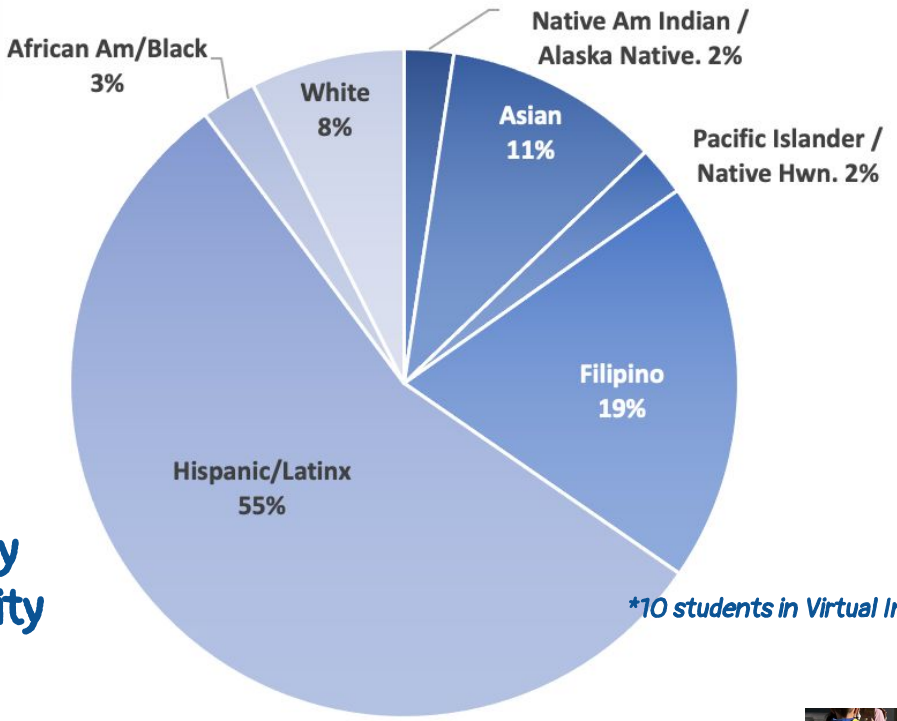
Ms. Albright and her 4th grade students for the February Character Trait Award, Listen and Encourage



STUDENT POPULATION



Students by Race/Ethnicity



*10 students in Virtual Independent Study

Students by Program Group

Student Group	#	%
Female	179	53%
Male	158	47%
English Learners	117	35%
Students w/Disabilities	50	15%
Socioeconomically Disadvantaged	155	46%
Total	337	



Ms. Niemann and her Kindergarten students for Career Day.



100th Day of School



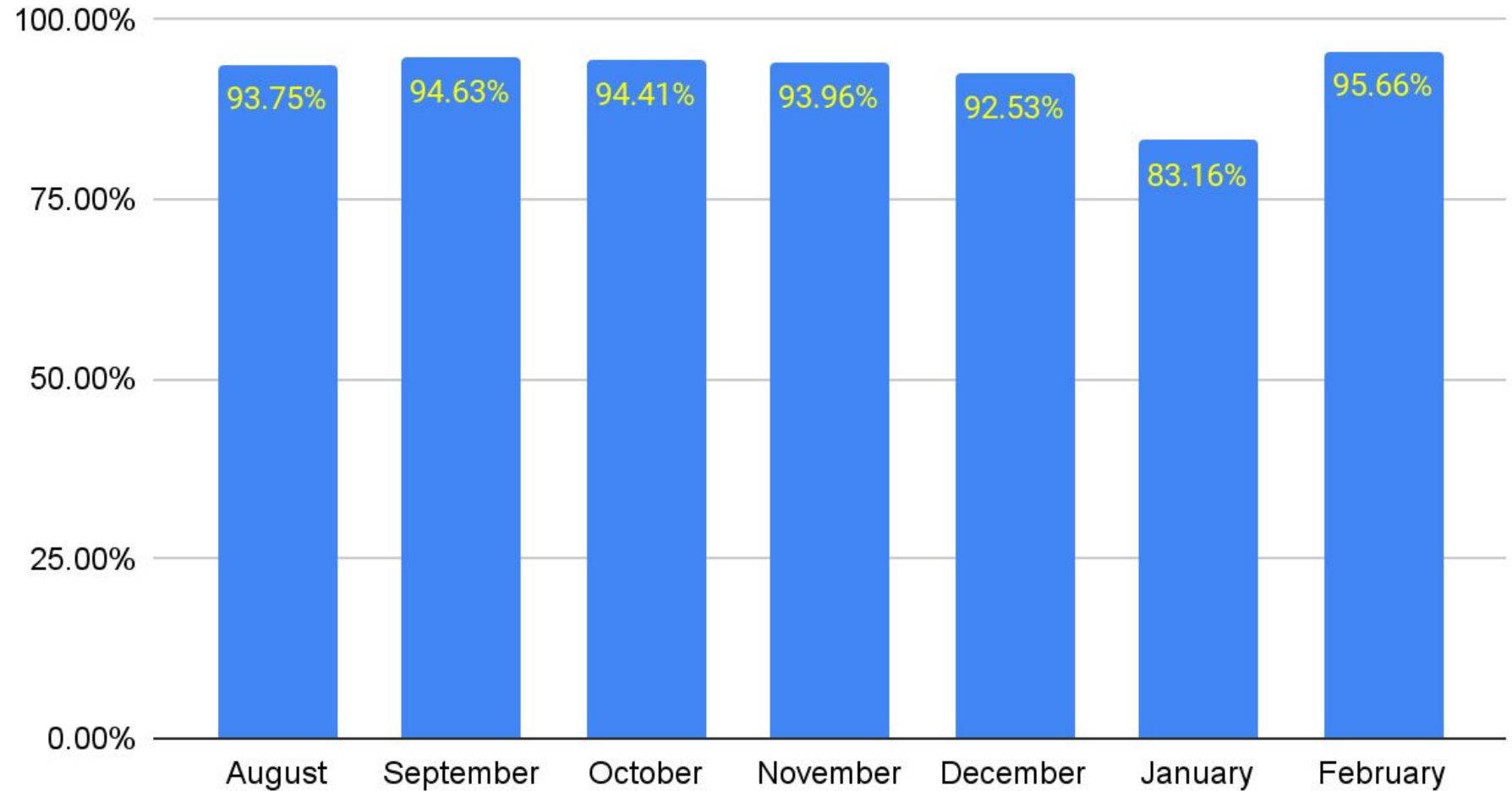
5th Grade Class with THE CAT IN THE HAT for Read Across America in March.




Attendance



Sunshine Gardens School Attendance 2021-2022



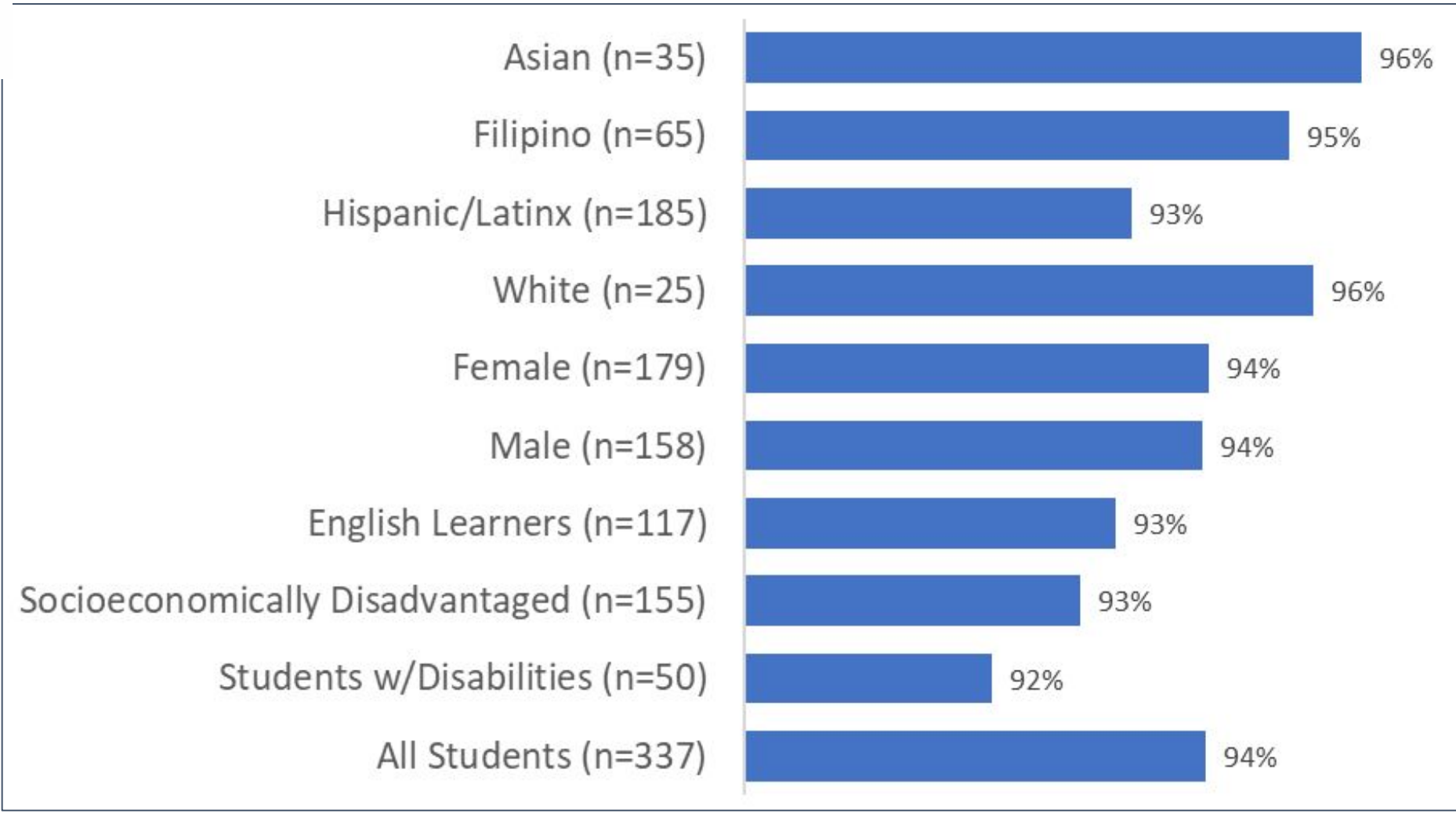

5th Grade teacher, Ms. Hefner reads to 1st grade for Read Across America



Ms. Siegel's 2nd grade students Give Their Best for October's Character Trait



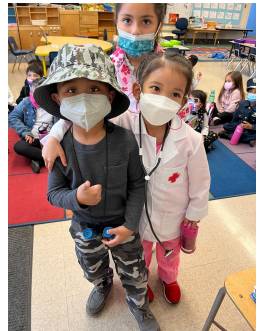


Average attendance by cohort group (02/28 - 03/25)



* To protect student privacy, data for student groups with fewer than 10 students is not displayed. For SGES, this includes the Native American Indian/Alaska Native (n=8), Pacific Islander/Native Hawaiian (n=8), African American/Black (n=9), and Decline to State (n=2) groups.



Literably Data & DIBELS (September & February)

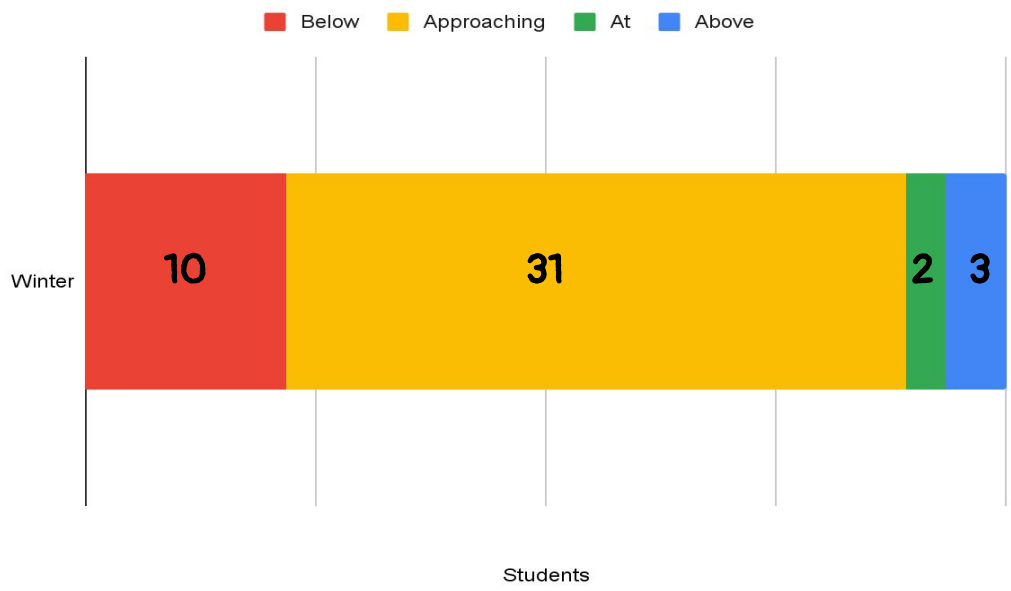


Grade	Beginning	Middle
K	n=42 10 (24%) 5 (12%) 12 (29%) 15 (36%)	n=41 12 (29%) 9 (22%) 12 (29%) 8 (20%)
1st	n=39 3 (8%) 5 (13%) 14 (36%) 17 (44%)	n=41 7 (17%) 6 (15%) 15 (37%) 13 (32%)
2nd	n=52 8 (15%) 5 (10%) 15 (29%) 24 (46%)	n=35 9 (26%) 3 (9%) 13 (37%) 10 (29%)
3rd	n=38 7 (18%) 6 (16%) 15 (39%) 10 (26%)	n=40 10 (25%) 6 (15%) 15 (38%) 9 (23%)
4th	n=23 4 (17%) 10 (43%) 8 (35%) 1 (4%)	n=17 9 (53%) 2 (12%) 6 (35%) 0 (0%)
5th	n=14 8 (57%) 5 (36%) 0 (0%) 1 (7%)	n=22 11 (50%) 4 (18%) 7 (32%) 0 (0%)
6th	No students with data.	No students with data.
All	n=208 40 (19%) 36 (17%) 64 (31%) 68 (33%)	n=196 58 (30%) 30 (15%) 68 (35%) 40 (20%)

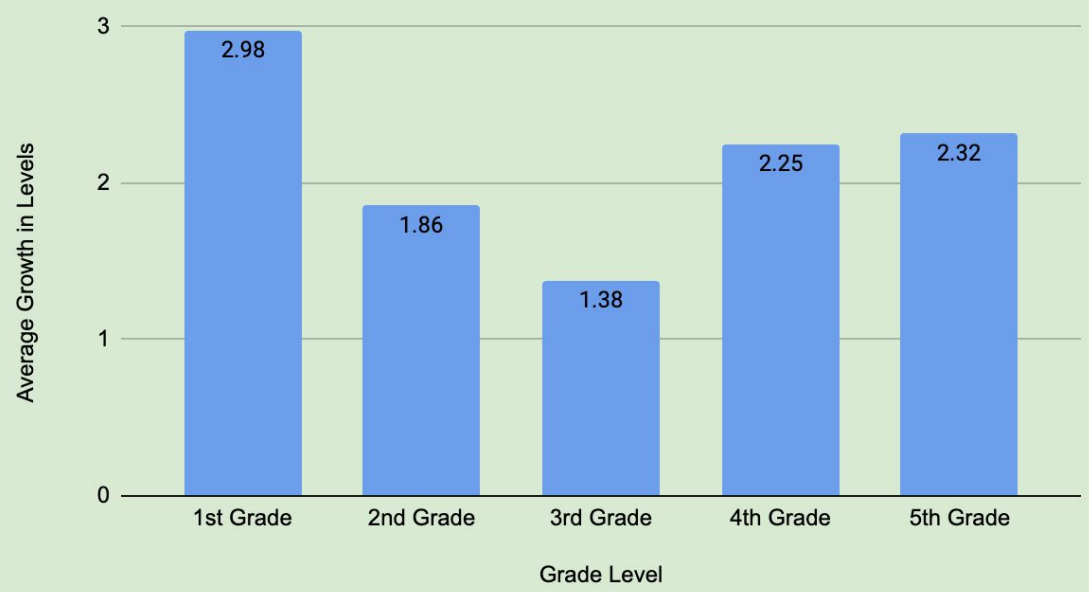
Legend n = Number of Students ■ Intensive Support ■ Strategic Support ■ Core Support ■ Core A Support
Results Based On DIBELS 8 Composite Score



Kindergarten Literably Data: Winter




Average Growth in Levels





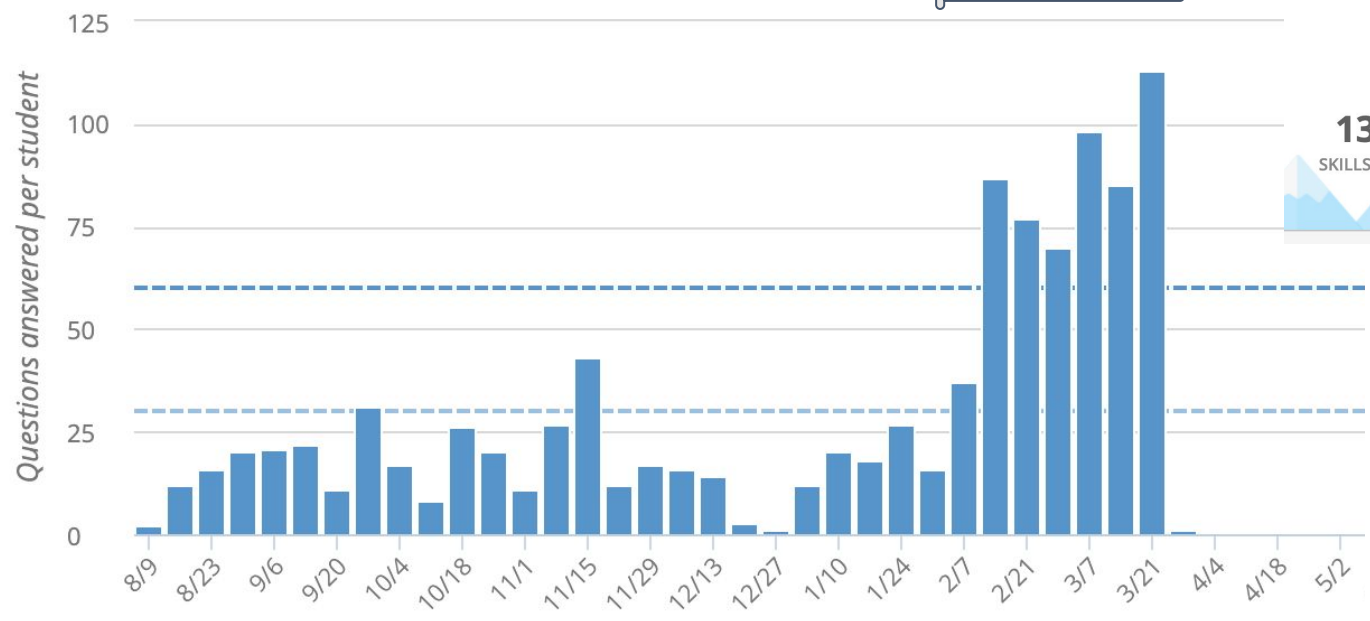
MATH DATA



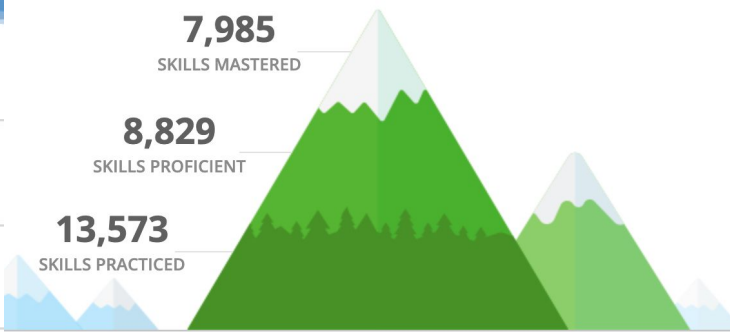
THIS YEAR, WE'VE ANSWERED **339,992** QUESTIONS! MARCH Goal achieved—way to go! 121,588

THE IXL EFFECT

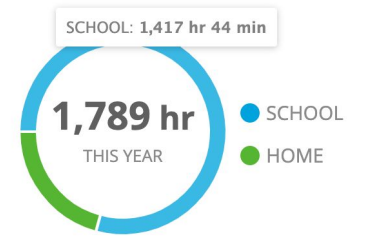
6 weeks



SKILL PROGRESS SUMMARY



TIME SPENT




Your 4-week average: **92 questions** IXL's recommended goal: **30**








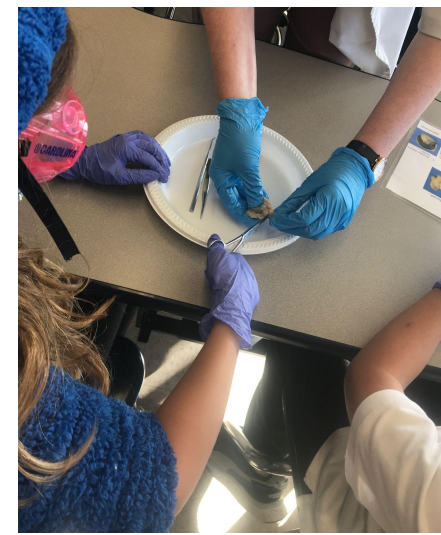
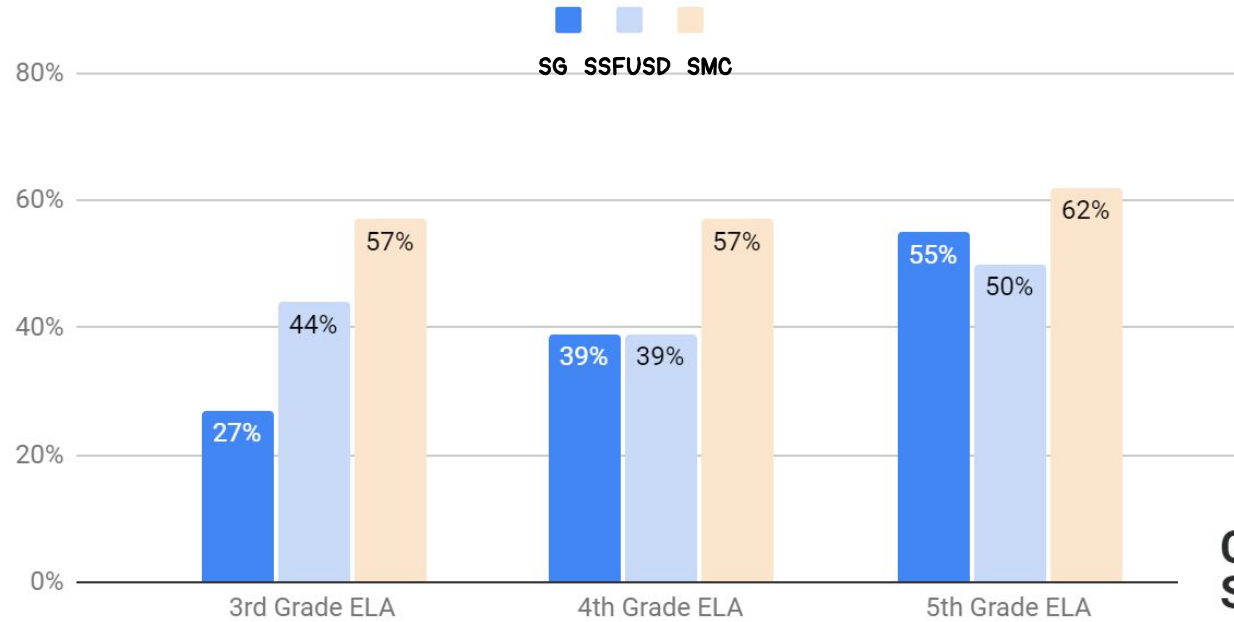
CAASPP DATA



CAASPP Student Groups	CAASPP Total Enrollment	CAASPP Number Tested	CAASPP Percent Tested	CAASPP Percent Not Tested	CAASPP Percent Met or Exceeded
All Students	171	143	83.63	16.37	27.97
Female	83	74	89.16	10.84	28.38
Male	88	69	78.41	21.59	27.54
American Indian or Alaska Native	--	--	--	--	--
Asian	22	22	100.00	0.00	36.36
Black or African American	--	--	--	--	--
Filipino	27	23	85.19	14.81	30.43
Hispanic or Latino	95	74	77.89	22.11	21.62
Native Hawaiian or Pacific Islander	--	--	--	--	--
Two or More Races	--	--	--	--	--
White	--	--	--	--	--
English Learners	38	37	97.37	2.63	5.41
Foster Youth	--	--	--	--	--
Homeless	--	--	--	--	--
Military	0	0	0	0	0
Socioeconomically Disadvantaged	91	76	83.52	16.48	22.37
Students Receiving Migrant Education Services	--	--	--	--	--
Students with Disabilities	29	21	72.41	27.59	4.76

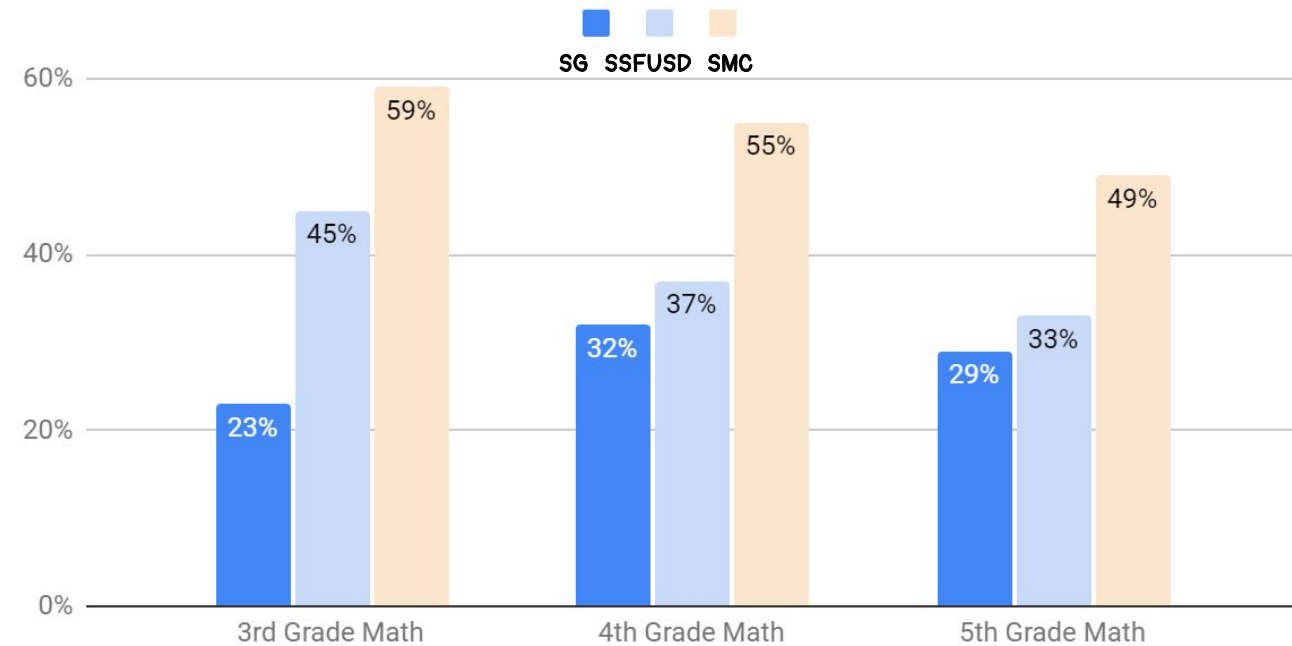


CAASPP ELA--SUNSHINE GARDENS/SSFUSD/San Mateo Standards Met or Exceeded




Students dissecting an eye with Science for Scientist

CAASPP MATH--SUNSHINE GARDENS/SSFUSD/SAN MATEO Standards Met or Exceeded



Mr. Sun, Kindergarten teacher, reads to 5th grade students for Read Across America



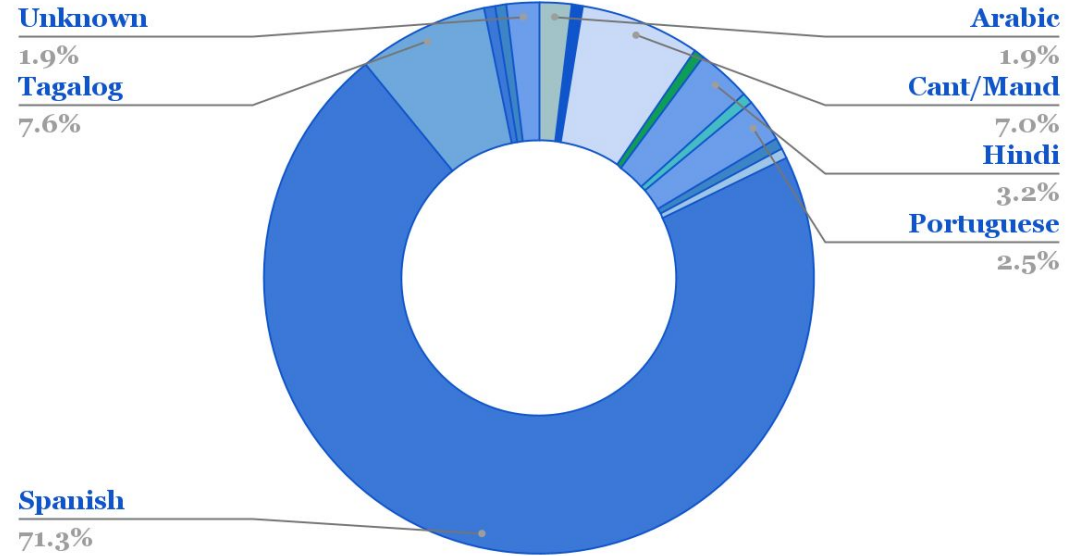
ELPAC DATA

116 EL Students at Sunshine Gardens

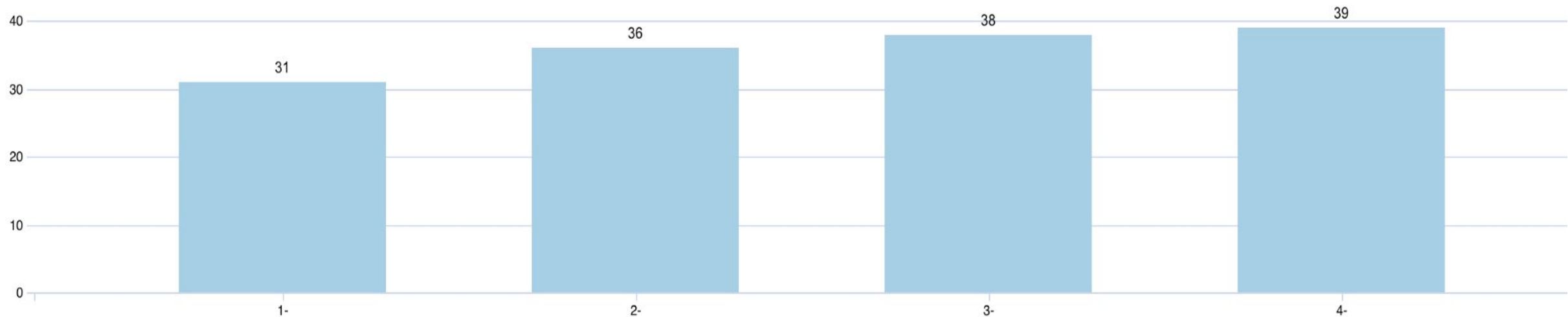
About 40% School Population is EL, RFEP students

5 Students Reclassified this year from last year's data. Total of 37 in the last 3 years.

Home Languages



Overall Level



Small Guided Reading Groups



Step 1: Staff Survey on Small Reading Groups

Step 2: Identifying Teacher Needs

Step 3: Providing Professional Development

Step 4: Walkthrough Small Reading Group Tool—co-created by Teacher

Leadership Team—for continuous support around needs

Step 5: Continued Professional Development

Step 6: Learning Walks—Teachers see teachers in action

Step 7: Continued Professional Development





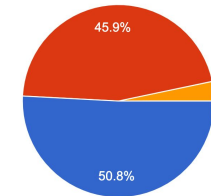
Community Engagement & Support



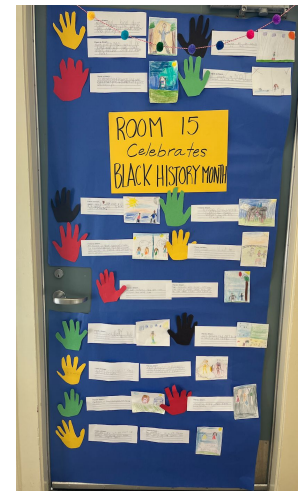


- Girls On The Run (Fall 2022)
- Mindfulness Teacher Training
- PBIS Character Traits Awards
- Morning Virtual Announcements
- Opera A La Carte
- Outdoor Education
- Parent Beginning/Mid/End of year survey
- Principal Virtual Chats
- PTA Fun Run—Tomorrow!
- SRTS Walking & Biking Assemblies
- Science for Scientists/Curiodessy
- Spirit Days
- Soul Shoppe
- Star Vista & YSB Counseling
- UC Cal Fresh Program CATCH Recess Program
- Work Experience Students El Camino HS
- Zones of Regulations Groups
- ...and counting.....



Considering that we are a closed campus due to COVID 19, I feel welcomed at Sunshine Gardens/Teniendo en cuenta que somos un campus...D 19, me siento bienvenido en Sunshine Gardens
61 responses



- Strongly Agree/Totalmente de acuerdo
- Agree/Estar de acuerdo
- Disagree/No estar de acuerdo
- Strongly Disagree/Totalmente no estar de acuerdo



THANK YOU TO OUR PARENT VOLUNTEERS!!

Zahyra Garcia
Hermalinda Martin
Yukako Matsunaga
Katrina San Felipe
Michelle Varilla

