

# College and Career Readiness



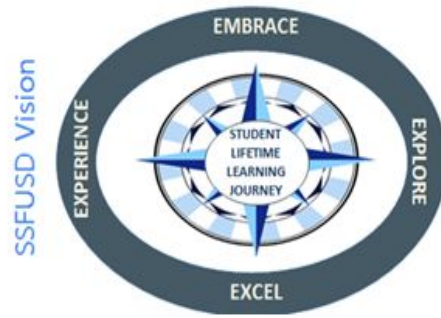
Performance Management  
Presentation to the Board  
14 April 2022





# Tonight's Presentation

- Provide an overview of CA School Dashboard College and Career Indicator (CCI) and how students meet CCI criteria
- Review student achievement indicators related to college and career readiness
  - 4-year cohort graduation rate
  - 4-year cohort a-g rate



### LCAP GOAL 1

#### Academic Achievement

The district will provide a high quality curricular program for students that will raise student proficiency on the California Common Core State Standards as measured by overall academic achievement on state assessments, CA Dashboard results, interim assessment data and ELPAC/Reclassification data.

### LCAP GOAL 2

#### Professional Development

Identified classified staff, certificated and administrative staff will participate in professional development to create capacity and expertise in curriculum program implementation based on the development of scope and sequence as measured by walkthrough observations and other evidence (artifacts and student work).

### LCAP GOAL 3

#### Student, Parent & Community Engagement

Improve parent school engagement through an increase in participation in site and district parent groups such as SSC, PTSA, DELAC, ELAC, AAPAC as well as in other parent meetings as measured by attendance sign in sheets.

## District priorities

Improve Curriculum, Instruction & Assessment

Bolster Professional Learning and Collaboration

Strengthen Leadership Capacity

SSFUSD

# STRENGTHENING OUR SYSTEMS

## the GAS TANK BENCHMARKS

checking student progress toward goals.

HOW CAN WE LEVERAGE DATA?

## the STEERING WHEEL INSTRUCTION

guiding our learning objectives  
ENGAGES US + TAKES US FORWARD

## the GPS NAVIGATION

our goals  
LCAP, DEPT.,  
SITE, TEAM, TCHR.

FFME -  
A PROCESS TO  
DETERMINE WHAT  
TOOL, PRACTICE, &  
SERVICE WILL  
HELP US SOLVE  
OUR IDENTIFIED  
NEED

Experience  
Explore  
Embrace  
Excel

WHAT IS OUR ACTION PLAN?

HOW DO WE REFLECT + RELENTLESSLY FOLLOW UP?

## the SEATS CURRICULUM

defines the skills to be taught  
STANDARDS, RIGOR,  
RELEVANCE

## the WHEELS SYSTEMS OF ASSESSMENT

sets the pace

## the ENGINE PERFORMANCE MANAGEMENT MEETINGS

showcasing data + progress  
ILTs, PLCs, DEPT. MEETINGS

WHAT QUESTIONS HELP US DETERMINE ROOT CAUSES OF PERFORMANCE?

## the MIRRORS PROFESSIONAL LEARNING SYSTEM

reflecting + growing in our professional practices

# EQUITY





# CA Dashboard: 2019

DISTRICT PERFORMANCE OVERVIEW

## South San Francisco Unified

Explore the performance of South San Francisco Unified under California's Accountability System.

[Generate PDF Report](#)

[View Additional Reports](#)

2019

Chronic Absenteeism



Orange

Suspension Rate



Orange

English Learner Progress



No Performance Color

Graduation Rate



Green

College/Career



Yellow

English Language Arts



Green

Mathematics



Yellow

Basics: Teachers,  
Instructional Materials,  
Facilities

STANDARD MET

Implementation of Academic  
Standards

STANDARD MET

Parent and Family  
Engagement

STANDARD MET

Local Climate Survey

STANDARD MET

Access to a Broad Course of  
Study

STANDARD MET



# CA Dashboard Calculations

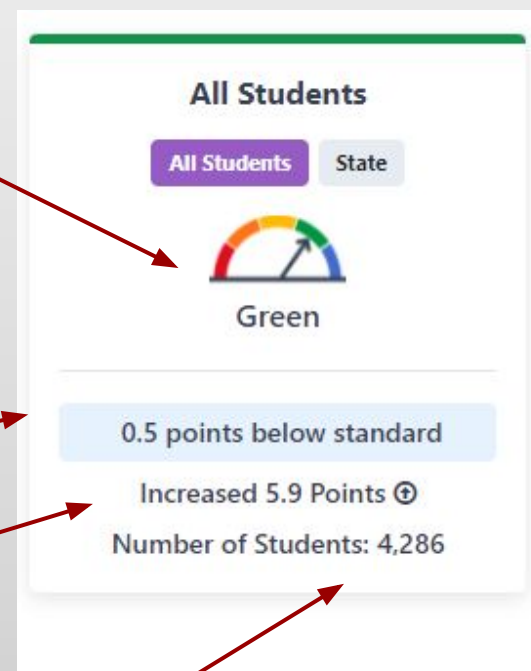
## For most Dashboard measures...

- Most measures include one data element (e.g. CAASPP ELA or Suspension Rate) except for English Learner Indicator and College and Career
- Performance level (STATUS) thresholds are set by the state for each individual measure
- Data collected one year at a time

Performance level (color) based on combination of STATUS and CHANGE

STATUS  
(most recent year performance)  
+  
CHANGE  
(progress over multiple years)

Academic Indicator:  
English-Language Arts



Cohort size depends on the measure, but is based on enrollment



# CA Dashboard Calculations

## For the College and Career Indicator...

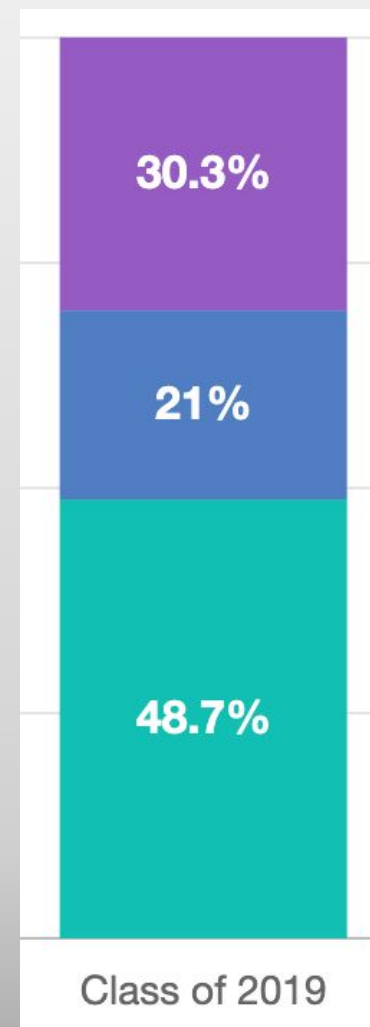
- STATUS + CHANGE, with STATUS calculated from % Prepared
- Measure includes multiple data elements and methods that can be used to meet CCI criteria
- Student can meet criteria for “PREPARED” for one or multiple methods but will only count once
- Students who do not earn a high school diploma are counted as NOT PREPARED
- Cohort size is enrolled students in graduating class + any 5th year grad
- Data collected over up to 5 years

Additional layer of performance level:

PREPARED  
(student meets criteria)

APPROACHING  
PREPARED  
(student partially meets criteria)

NOT PREPARED  
(student does not meet criteria)





# CCI Measures: 2019

<p><b>Smarter Balanced Summative Assessments</b></p> <p>Score of Level 3 - "Standard Met" in both ELA and Math</p> <p>grade 11</p>	<p><b>Advanced Placement (AP) Exams</b></p> <p>Score of 3 or higher on 2 or more exams</p> <p>up to 5 years</p>	<p><b>Career Technical Education (CTE) Pathway Completion</b></p> <p>Completion of CTE pathway with grade in capstone course of "C" or higher + score of Level 3 on SBAC or 1 college course</p> <p>up to 5 years</p>	<p><b>College Credit Courses</b></p> <p>Completion of 2 semesters/3 quarters of college coursework with "C-" or higher</p> <p>up to 5 years</p>
<p><b>A-G Completion</b></p> <p>Met UC/CSU requirements with grades of "C" or higher + score of Level 3 on SBAC, score of 3 on AP exam, 1 college course, or complete CTE pathway</p> <p>up to 5 years</p>	<p><b>State Seal of Biliteracy</b></p> <p>Level 4 proficiency in World Language assessments + score of Level 3 - "Standard Met" in SBAC ELA and ELPAC (if an English Learner)</p> <p>up to 5 years</p>	<p><b>Leadership/Military Science</b></p> <p>2 years of coursework + score of Level 3 on SBAC</p> <p>up to 5 years</p>	<p><b>International Baccalaureate (IB) Exams</b></p> <p>Score of 4 or higher on 2 or more exams</p> <p>up to 5 years</p>

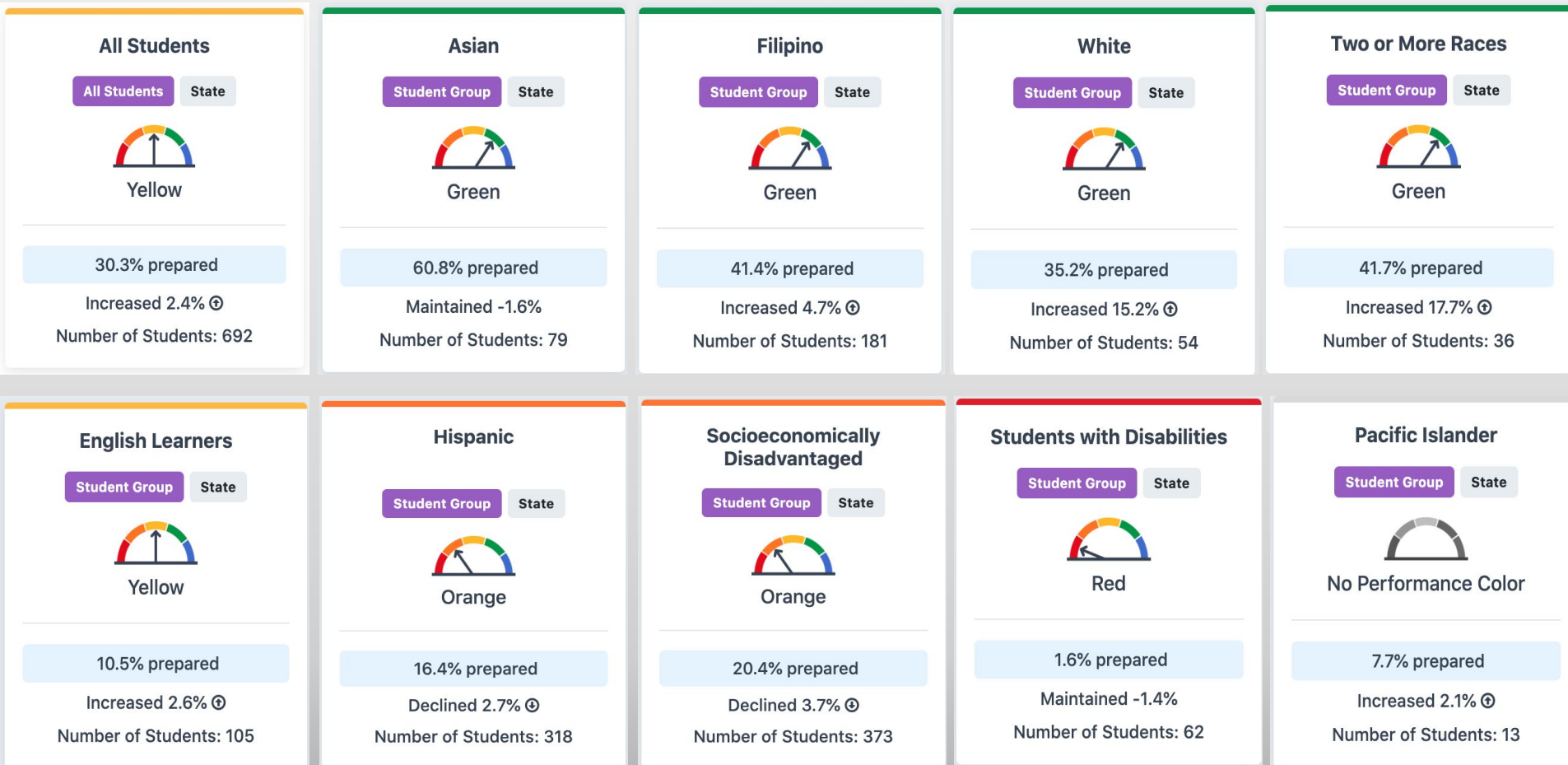
Yellow - college readiness measures

Green - career readiness measures



# College and Career Indicator: 2019

## CCI Performance Colors by Student Group





# CCI Measures: 2020

<p><b>Smarter Balanced Summative Assessments</b></p> <p>Score of Level 3 - "Standard Met" in both ELA and Math</p> <p>grade 11</p>	<p><b>Advanced Placement (AP) Exams</b></p> <p>Score of 3 or higher on 2 or more exams</p> <p>up to 5 years</p>	<p><b>Career Technical Education (CTE) Pathway Completion</b></p> <p>Completion of CTE pathway with grade in capstone course of "C" or higher + score of Level 3 on SBAC or 1 college course</p> <p>up to 5 years</p>	<p><b>College Credit Courses</b></p> <p>Completion of 2 semesters/3 quarters of college coursework with "C-" or higher</p> <p>up to 5 years</p>
<p><b>A-G Completion</b></p> <p>Met UC/CSU requirements with grades of "C" or higher + score of Level 3 on SBAC, score of 3 on AP exam, 1 college course, or complete CTE pathway</p> <p>up to 5 years</p>	<p><b>State Seal of Biliteracy</b></p> <p>Level 4 proficiency in World Language assessments + score of Level 3 - "Standard Met" in SBAC ELA and ELPAC (if an English Learner)</p> <p>up to 5 years</p>	<p><b>Leadership/Military Science</b></p> <p>2 years of coursework + score of Level 3 on SBAC</p> <p>up to 5 years</p>	<p><b>International Baccalaureate (IB) Exams</b></p> <p>Score of 4 or higher on 2 or more exams</p> <p>up to 5 years</p>

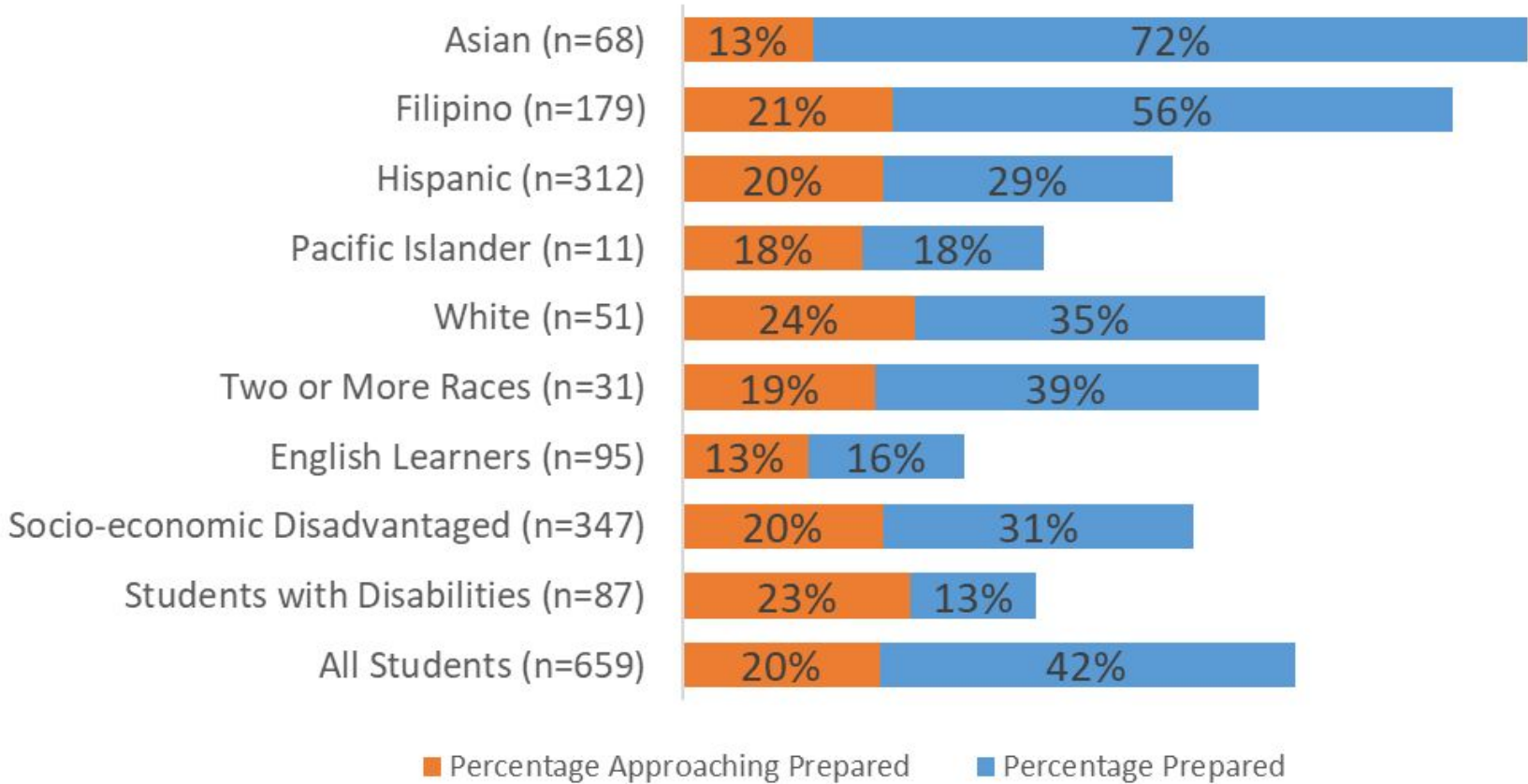
Yellow - college readiness measures

Green - career readiness measures



# College and Career Indicator: 2020

## CCI Performance Levels by Student Group





# CCI Measures: 2021

<p><b>Smarter Balanced Summative Assessments</b></p> <p>Score of Level 3 - "Standard Met" in both ELA and Math</p> <p>grade 11</p>	<p><b>Advanced Placement (AP) Exams</b></p> <p>Score of 3 or higher on 2 or more exams</p> <p>up to 5 years</p>	<p><b>Career Technical Education (CTE) Pathway Completion</b></p> <p>Completion of CTE pathway with grade in capstone course of "C" or higher + <del>score of Level 3 on SBAG</del> or 1 college course</p> <p>up to 5 years</p>	<p><b>College Credit Courses</b></p> <p>Completion of 2 semesters/3 quarters of college coursework with "C-" or higher</p> <p>up to 5 years</p>
<p><b>A-G Completion</b></p> <p>Met UC/CSU requirements with grades of "C" or higher + <del>score of Level 3 on SBAG</del>, score of 3 on AP exam, 1 college course, or complete CTE pathway</p> <p>up to 5 years</p>	<p><b>State Seal of Biliteracy</b></p> <p>Level 4 proficiency in World Language assessments + <del>score of Level 3 - "Standard Met" in SBAG ELA and ELPAC</del> (if an English Learner)</p> <p>up to 5 years</p>	<p><b>Leadership/Military Science</b></p> <p>2 years of coursework + score of Level 3 on SBAG</p> <p>up to 5 years</p>	<p><b>International Baccalaureate (IB) Exams</b></p> <p>Score of 4 or higher on 2 or more exams</p> <p>up to 5 years</p>

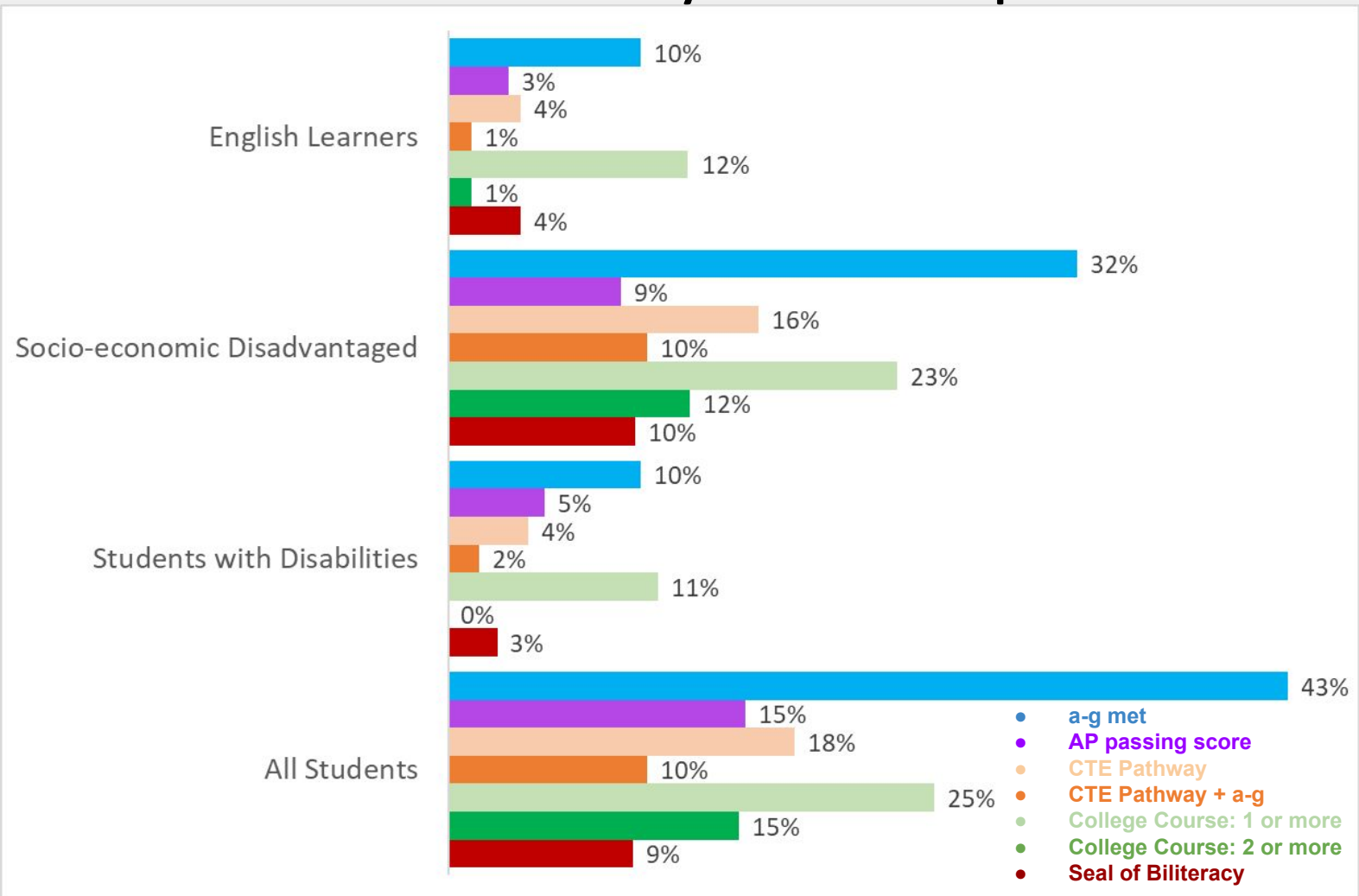
Yellow - college readiness measures

Green - career readiness measures



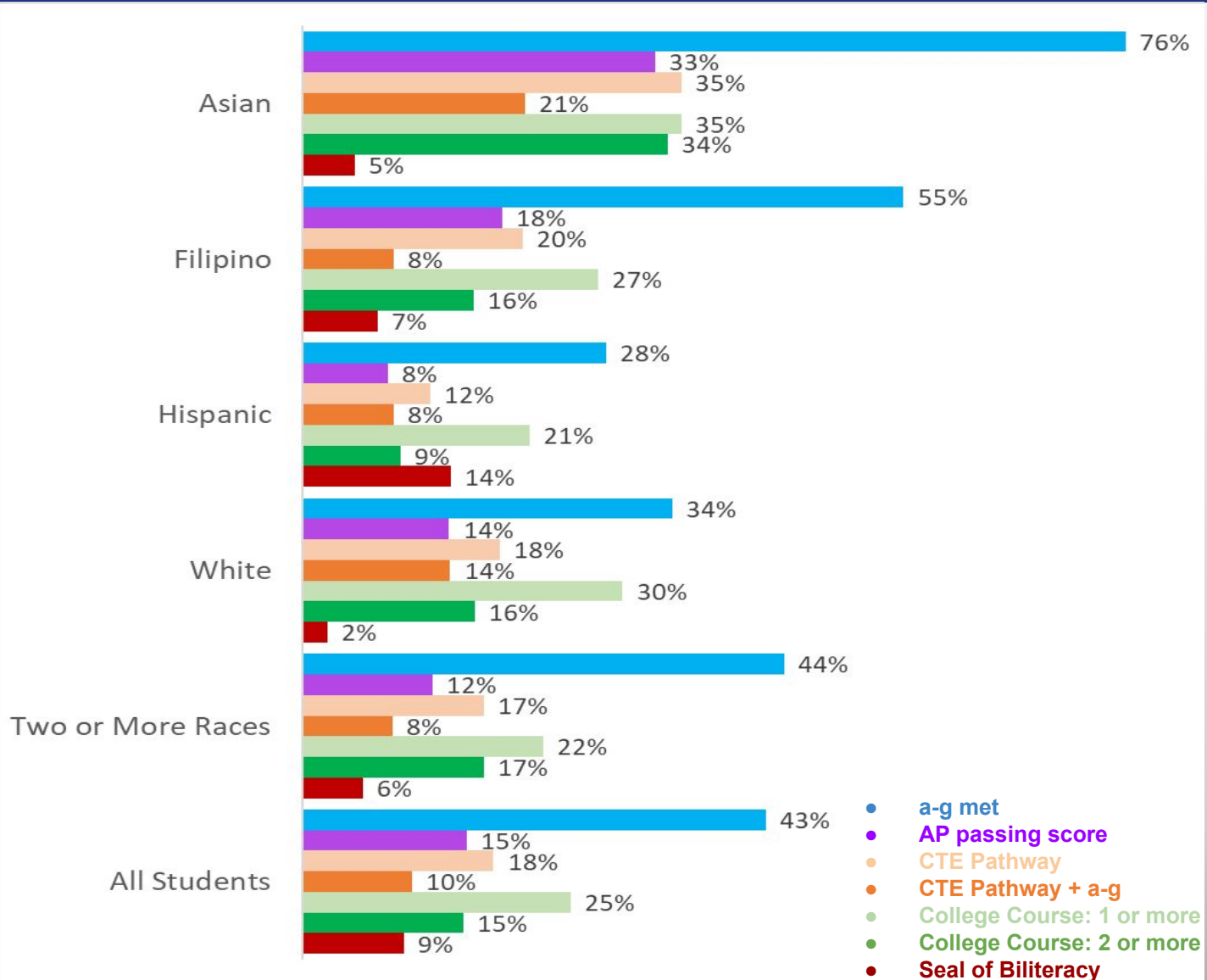
# CCI Measures: 2021

## CCI Criteria Met by Student Group





# CCI Measures: 2021



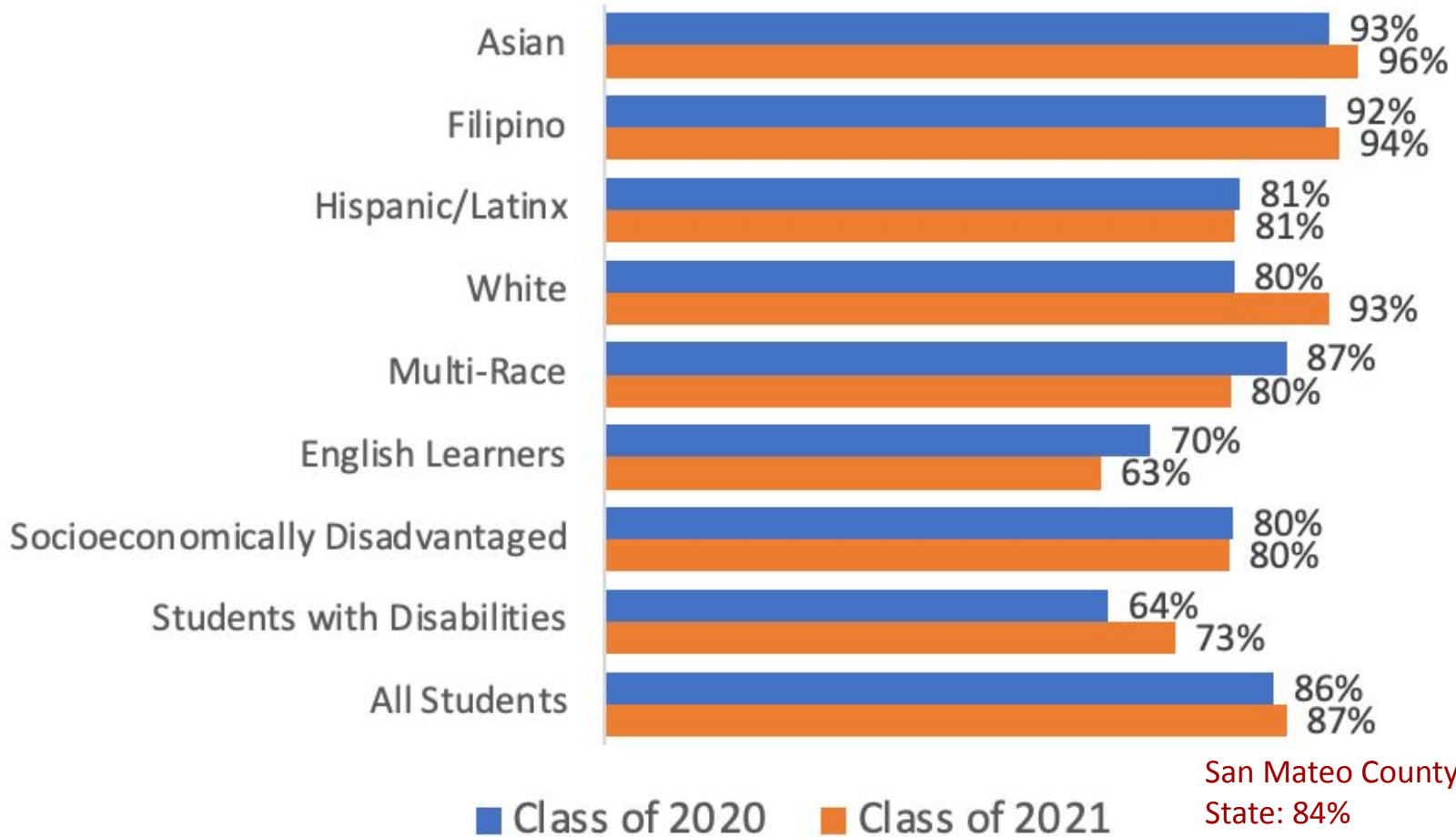


# Monitoring College Readiness

- No Dashboard for 2020 (SB 98) and 2021 (AB 130)
  - shifts in context for CCI measures means direct comparisons cannot be drawn between cohorts
- Because CCI measures include Smarter Balanced which was not administered in 2020, there will be no Dashboard CCI in 2022
- Individual metrics related to college readiness are reported via DataQuest
- Reinforces the need for local measures to monitor progress



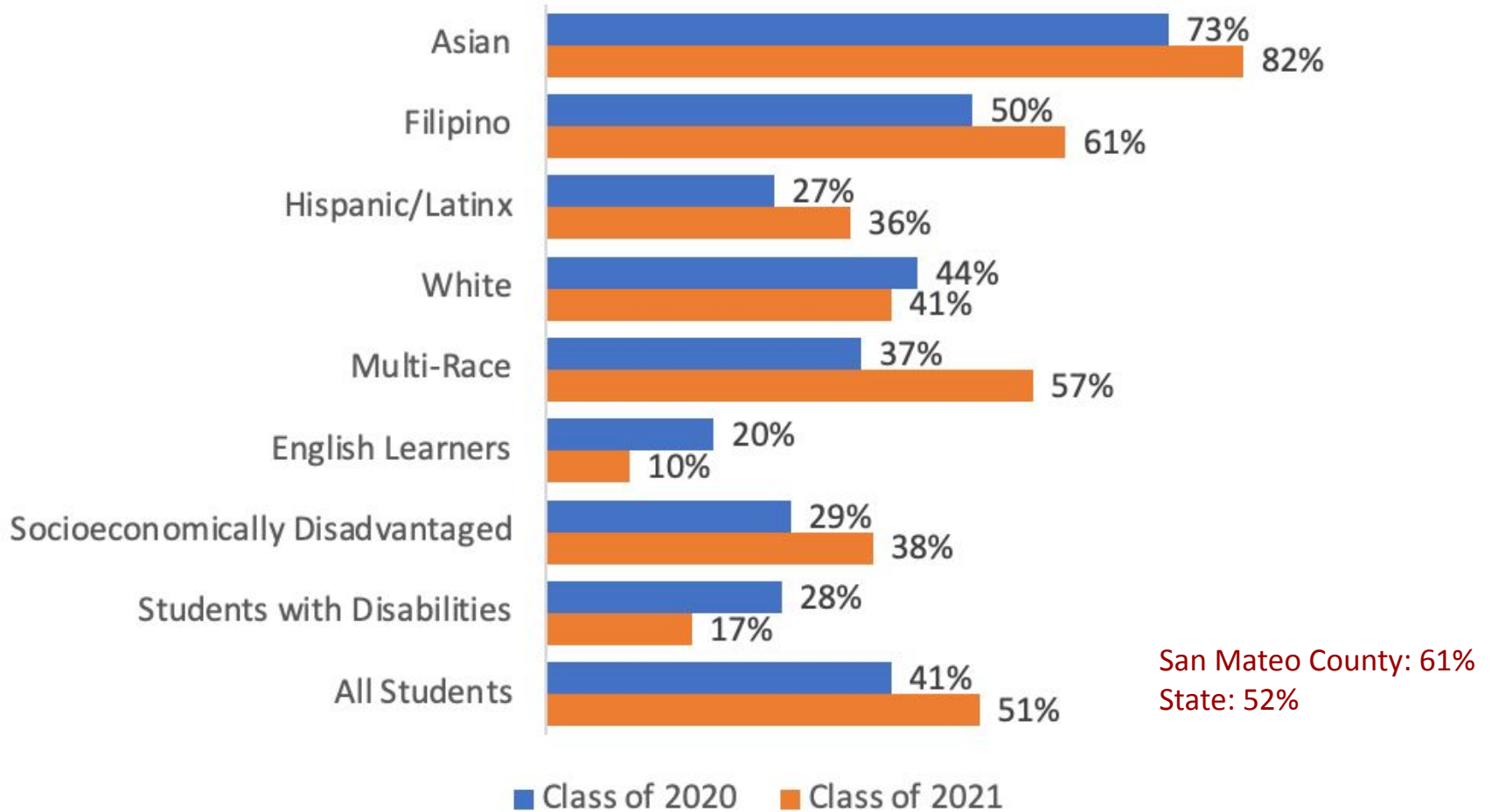
# Graduation Rate by Cohort



San Mateo County: 89%  
State: 84%  
State target: 90%



# A-G Completion by Cohort





# College Readiness Metrics - Progress

**Metric**

**# / %**

**PM Progress**

4-year cohort graduation rate

All students in 2021: 87%

Increases in most student groups since 2019, except for English Learners and Multi-Race. Several student groups and aggregate student group are below state target of 90% and county average of 89%.



4-year cohort students meeting UC a-g requirements

All students in 2021: 51%

Increases in most student groups since 2019, except for English Learners and Students with Disabilities. Most student groups and aggregate student group are below state average of 52% and county average of 61%.





# CCI Measures - Data Reflections

- CCI for the Class of 2020 and 2021 cannot be directly compared to the Class of 2019 (last full Dashboard)
- Some increases in graduation rate, a-g completion, CTE pathway completion, college courses, and AP
- Significant gaps in achievement for our target student groups continue to be a focus
- Majority of CCI measures currently related to college readiness. The state has approved plans to incorporate more work-based learning and career readiness measures into the CCI. These plans should be rolling out in the coming years and will expand the ways that students can meet the CCI.



# Looking Ahead to 2022-2023

- Importance of local data—including formative—for monitoring progress in lieu of Dashboard
- Opportunities to expand how SSFUSD prepares students for both college AND career
- College and career readiness is a cumulative result—the impact of policy and program changes will be reflected over time

