




**Skyline Elementary School  
2021 - 2022  
Teaching and Learning Presentation**

**Presented by:  
Luann Daniel-Libman, Principal**



Growing Readers and Leaders



<https://skyline-ssfusd-ca.schoolloop.com/>






# Mission Statement

Skyline Elementary is dedicated to preparing our students for 21st Century Education through hands-on, critical thinking and collaborative learning opportunities. We value the needs of the whole child and work with our community to provide unique experiences in a supportive environment.



SSFUSD Vision



### LCAP GOAL 1

#### Academic Achievement

The district will provide a high quality curricular program for students that will raise student proficiency on the California Common Core State Standards as measured by overall academic achievement on state assessments, CA Dashboard results, interim assessment data and ELPAC/Reclassification data.

### LCAP GOAL 2

#### Professional Development

Identified classified staff, certificated and administrative staff will participate in professional development to create capacity and expertise in curriculum program implementation based on the development of scope and sequence as measured by walkthrough observations and other evidence (artifacts and student work).

### LCAP GOAL 3

#### Student, Parent &

#### Community Engagement

Improve parent school engagement through an increase in participation in site and district parent groups such as SSC, PTSA, DELAC, ELAC, AAPAC as well as in other parent meetings as measured by attendance sign in sheets.

### District priorities

Improve Curriculum,  
Instruction &  
Assessment

Bolster Professional  
Learning and  
Collaboration

Strengthen  
Leadership Capacity

SSFUSD **STRENGTHENING OUR SYSTEMS**

*the*  
**GAS TANK**  
**BENCHMARKS**  
checking student progress toward goals.

HOW CAN WE LEVERAGE DATA?

*the*  
**STEERING WHEEL**  
**INSTRUCTION**  
guiding our learning objectives  
ENGAGES US + TAKES US FORWARD

*the*  
**GPS**  
**NAVIGATION**  
our goals  
LCAP, DEPT, SITE, TEAM, TCHR.

**FFME -**  
A PROCESS TO DETERMINE WHAT TOOL, PRACTICE, & SERVICE WILL HELP US SOLVE OUR IDENTIFIED NEEDS

WHAT IS OUR ACTION PLAN?

HOW DO WE REFLECT + RELENTLESSLY FOLLOW UP?

*the*  
**SEATS**  
**CURRICULUM**  
defines the skills to be taught  
STANDARDS, RIGOR, RELEVANCE



*the*  
**ENGINE**  
**PERFORMANCE MANAGEMENT MEETINGS**  
showcasing data + progress  
ILTs, PLCs, DEPT. MEETINGS

Experience  
Explore  
Embrace  
Excel

*the*  
**WHEELS**  
**SYSTEMS + ASSESSMENT**  
sets the pace

WHAT QUESTIONS HELP US DETERMINE ROOT CAUSES OF PERFORMANCE?

*the*  
**MIRRORS**  
**PROFESSIONAL LEARNING SYSTEM**  
reflecting + growing in our professional practices


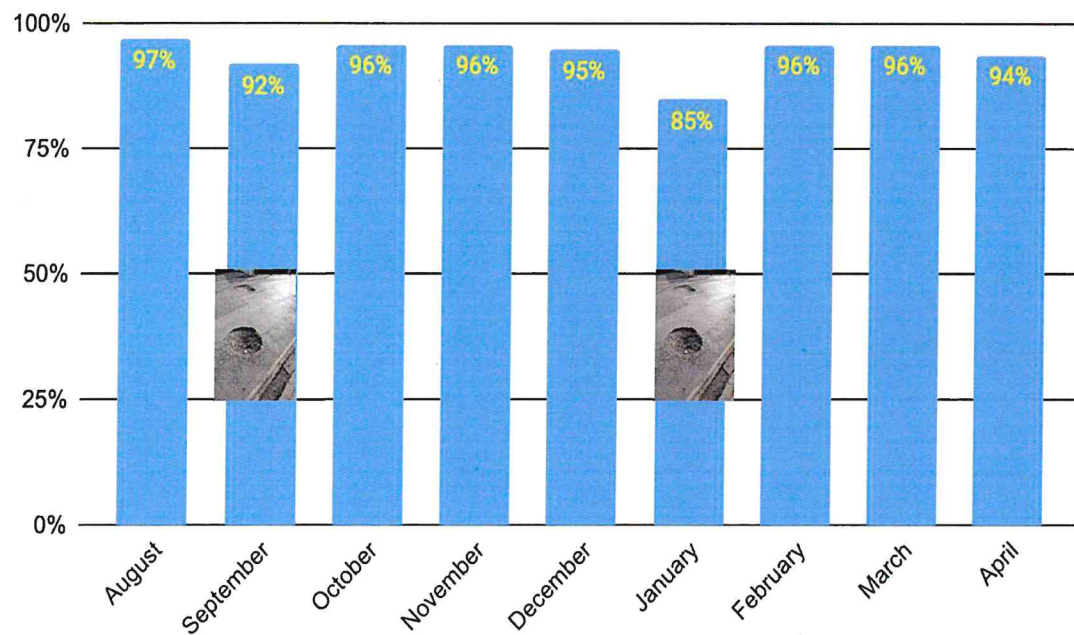


**EQUITY**



# Skyline Attendance

## Skyline Average Attendance by month




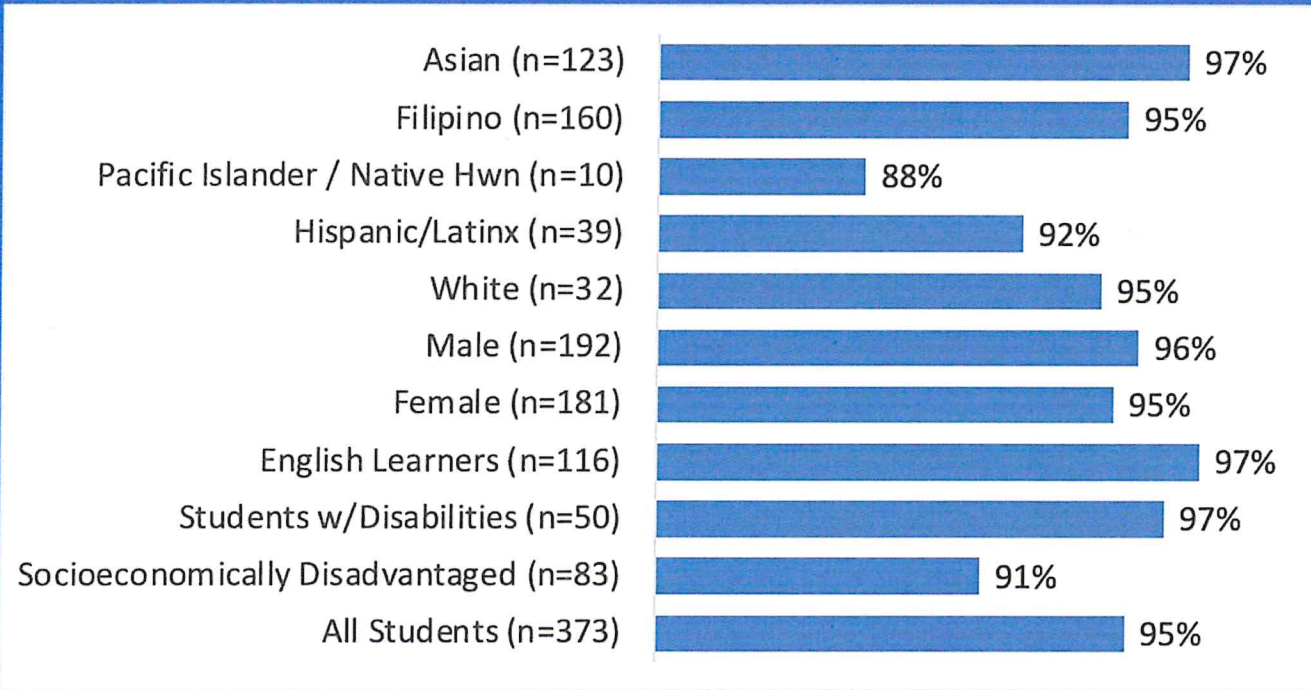
Testing Tuesdays





# Skyline Elementary - attendance snapshot

## Average attendance by cohort group (3/21 - 4/29):

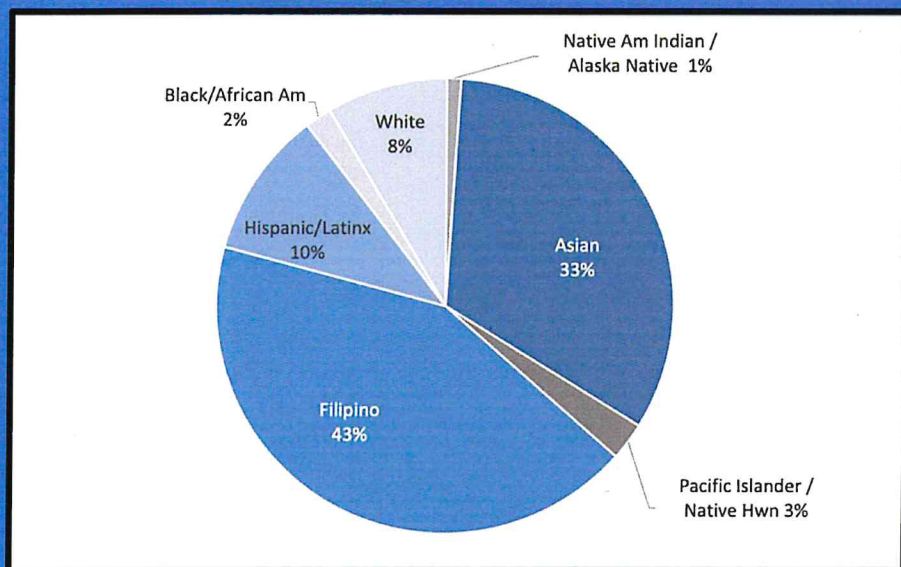


Science From Scientist

\* To protect student privacy, data for student groups with fewer than 10 students is not displayed. For Skyline ES, this includes the Native American Indian/Alaska Native (n=2) and African American/Black (n=7) groups.



# Skyline Elementary - Student Population



83 Students tested for ELPAC Summative in 2022  
20 Students Reclassified in 2021 - 2022



## Students By Grade Level

TK	K	1st	2nd	3rd	4th	5th
22	50	57	61	64	66	53

As of 5/4/2022, 4 students in Virtual Independent Study

## Students By Program Group

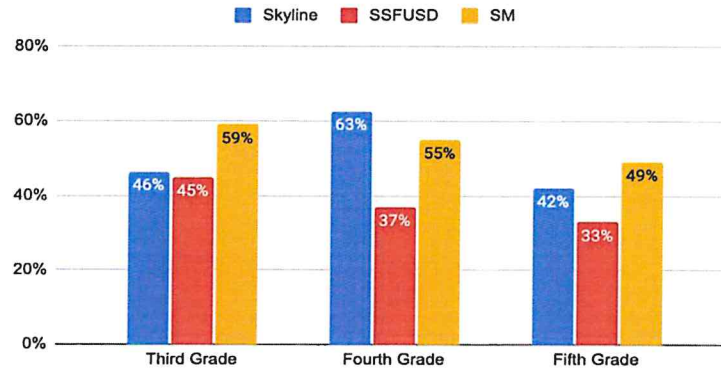
Student Group	#	%
Female	181	49%
Male	192	51%
English Learners	116	31%
Students with Disabilities	50	13%
Socioeconomically Disadvantaged	83	22%
<b>Total</b>	<b>373</b>	



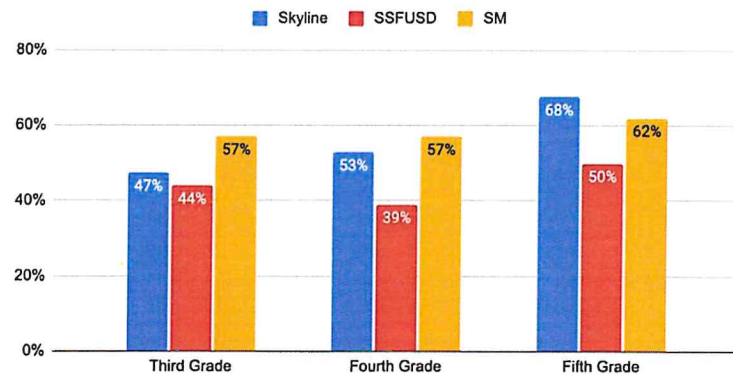
## CAASPP Data 2020 - 2021



### CAASPP Math - Skyline/SSFUSD/San Mateo Standard Met or Exceeded



### CAASPP ELA - Skyline/SSFUSD/San Mateo Standard Met or Exceeded



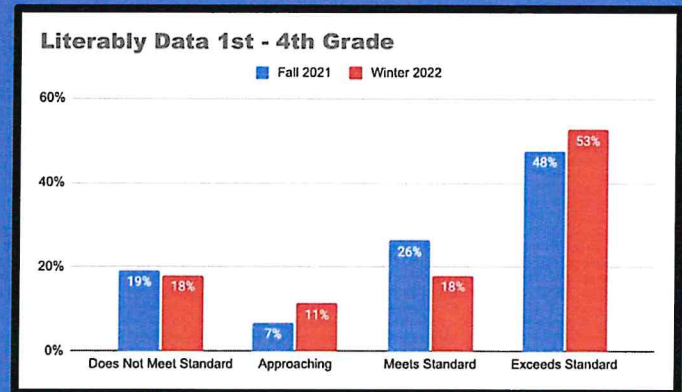


# Literacy Data and Support



Grade	Beginning	Middle
K	n=39 10 (26%) 5 (13%) 10 (26%) 14 (36%)	n=42 10 (24%) 6 (14%) 7 (17%) 19 (45%)
1st	n=53 4 (8%) 6 (11%) 15 (28%) 28 (53%)	n=52 6 (12%) 5 (10%) 16 (31%) 25 (48%)
2nd	n=59 1 (2%) 3 (5%) 30 (51%) 25 (42%)	n=57 4 (7%) 2 (4%) 26 (46%) 25 (44%)
3rd	n=52 4 (8%) 5 (10%) 17 (33%) 26 (50%)	n=50 2 (4%) 4 (8%) 23 (46%) 21 (42%)
4th	n=5 1 (20%) 1 (20%) 3 (60%) 0 (0%)	n=5 1 (20%) 2 (40%) 2 (40%) 0 (0%)
5th	n=1 0 (0%) 1 (100%) 0 (0%) 0 (0%)	No students with data.
6th	No students with data.	No students with data.
All	n=209 20 (10%) 21 (10%) 75 (36%) 93 (44%)	n=206 23 (11%) 19 (9%) 74 (36%) 90 (44%)

Legend n = Number of Students ■ Intensive Support ■ Strategic Support ■ Core Support ■ Core^ Support  
 Results Based On DIBELS 8 Composite Score





# Community Engagement

UNICEF Fall Fundraiser \$1,400  
 Garden Fundraiser "Seed Money" - \$3,600  
 Tonga Relief - \$1,600  
 Scholastic Book Fairs  
 Zoom Art Projects



Walk-A-Thon  
 \$25,000!

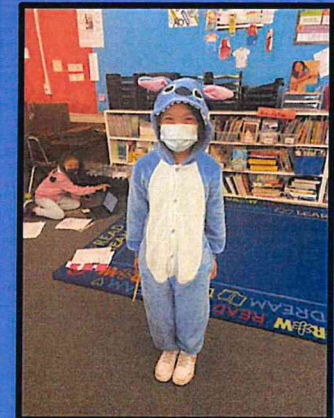




# Skyline Community



- ☺ Morning Announcements
- ☺ PAX
- ☺ Monthly Character Trait Education
- ☺ Monthly Spirit Days
- ☺ PBIS Focus on Skyline students are Respectful, Responsible, Safe, and Kind
- ☺ Zones of Regulation
- ☺ RTI SPED team





Halloween Parade



Winter Sing-A-Long



Science From Scientist



Fifth Grade Walk Through The American Revolution



## Student Focus

### Social Emotional Learning

- Sanford Harmony
- Check-ins
- Building Classroom Communities

### Common Language

- Early literacy focus
- Data discussions


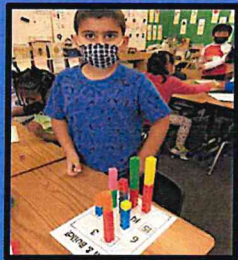

### Supports

DC Partnership - tutoring  
Reading Specialist  
Math Interventionist

Science From Scientist

YSB Counselor





THANK YOU

PTA and Parent Volunteers

Skyljine Community  
Board of Trustees



Dr. Moore and Cabinet  
TEACHERS



Thank you  
Top Notch  
Certificated Staff  
Superb  
Classified Staff





# SKYHAWKS



*Be the*

**REASON**

*Someone*

**SMILES**