

MONDAY

Steak-Out



- Bun Length Beef Hot Dog and Chips \$4
- Child Size Grilled Chicken Sandwich and Chips \$5
- Child Size Burger and Chips \$5.50
- Hamburger, Lettuce, Tomato and Chips \$10.50
- Grilled Chicken Sandwich, Lettuce, Tomato and Chips \$9.50
- Loaded Baked Potato, Butter, Sour Cream, Cheese and Bacon Bits \$5.50

TUESDAY

Taco Mama



- Kids Cheese Quesadilla with Chips/Salsa \$6
- Kids Chicken and Cheese Quesadilla with Chips/Salsa \$7
- Kids Beef Soft Taco with Chips/Salsa \$6
- Beef, Rice, and Cheddar Burrito with Chips/Salsa (sour cream) \$10
- Chicken, Rice, and Cheddar Burrito with Chips/Salsa (sour cream) \$10
- Adult Portion Cheese Quesadilla with Chips/Salsa (sour cream) \$9
- Chips and Queso Side Order \$5
- Queso Side Order \$2

WEDNESDAY

Chick-fil-A



- Chick-fil-A Chicken Sandwich \$5.25
- Chick-fil-A Fried 8-piece Nuggets \$5.75
- Chick-fil-A Grilled 8-piece Nuggets \$5.25
- Grilled Wrap \$8.25
- Cobb Salad \$10
- Waffle Potato Chips \$2
- Mac and Cheese \$4
- Fruit Cup \$4
- Chocolate Chunk Cookie \$2

THURSDAY

Domino's



- 2 Slices Cheese Pizza \$3.50
- 2 Slices Pepperoni Pizza \$3.50
- 2 Slices Pepperoni, Sausage and Canadian Bacon Pizza \$4
- Whole 10" Pepperoni Pizza \$5.50
- Whole 10" Cheese Pizza \$5.50
- Side Salad - Garden \$5.50
- Cheesy Stuffed Bread with Marinara \$6.99

FRIDAY

Zaxby's



- Kiddie box with grilled cheese sandwich, fries, apple juice, & Rice Krispie treat \$5.75
- Kiddie box with 2 fingers, fries, apple juice, & Rice Krispie treat \$5.75
- Signature chicken breast sandwich with chips and dipping sauce \$7.50
- 4 Chicken Fingers with chips and dipping sauce \$8.00
- Grilled House Salad with toast \$10.75

Lunches can be ordered up to 3 weeks in advance, online in Renweb or in the FACTS Family App. **Orders must be finalized by Thursday at noon for the following week. Lunch is not served on 1/2 days.** Payments for lunches will be automatically charged to Incidental Billing at the time the order is placed. Once a food item is selected on the menu, it can only be removed before noon on Thursday, not in the week of service. **Note: No beverages will be provided with lunch,** except the Zaxby's Kiddie boxes.

Lunch at The Academy

We are thrilled to offer great lunch choices from various local restaurants. This year we are excited to add Chick-fil-A to our offerings. See our complete lunch menu on the previous page.

The first day for lunch service will be **Friday, August 8**. Orders must be placed by **noon on Thursday, July 31**.

ORDERING & PAYMENT

Lunches can be ordered up to 3 weeks in advance, online in Renweb or in the FACTS Family App. **Orders must be finalized by Thursday at noon for the following week.**


Lunch is **not** served on 1/2 days.

Payments for lunches will be automatically charged to Incidental Billing at the time the order is placed. Once a food item is selected on the menu, it can only be removed before noon on Thursday, not in the week of service. If your child is sick, you are welcome to come pick up their ordered meal during lunch. **Note: No beverages will be provided with lunch**, except the Zaxby's Kiddie boxes.

VISITORS

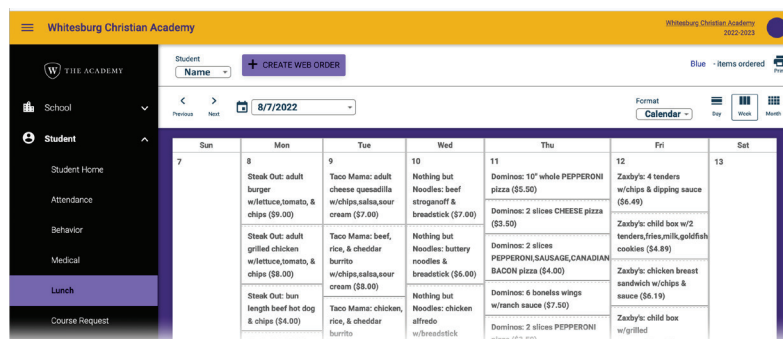
To accommodate our growing student body and current facility limitations, the **lunch room will be closed to visitors this year**. You may still send in special treats for birthdays, etc. and the staff will gladly distribute during lunch.

VOLUNTEERS

Lunch volunteers are needed from 10:30 a.m.-12:30 p.m., Monday-Friday. Sign up for August lunch duty [here](#). 


INSTRUCTIONS FOR ORDERING LUNCHES

FACTS FAMILY PORTAL



1. In a browser, on a computer, login to the FACTS Family portal.
2. Select "Student" on the left menu.
3. Select "Lunch" on the left menu.
4. Click "+ Create Web Order".
5. Enter the quantity for each item you want to order for each student. You can order up to 3 weeks in advance.
6. After making all of your selections, scroll to the bottom to see the total and click "order items".

FACTS FAMILY APP



1. From the main page select "Lunch".
2. Click "Create a Web Order".
3. Choose "Collapsible" for Display Type.
4. Click the triangle next to your student's name to reveal Lunch days.
5. Click the triangle next to a day to reveal the menu options.
6. Enter the quantity for each item you want to order for each student. You can order up to 3 weeks in advance.
7. After making all of your selections, scroll to the bottom to see the total and click "order items".