
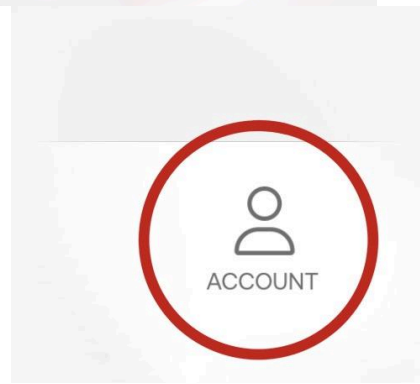


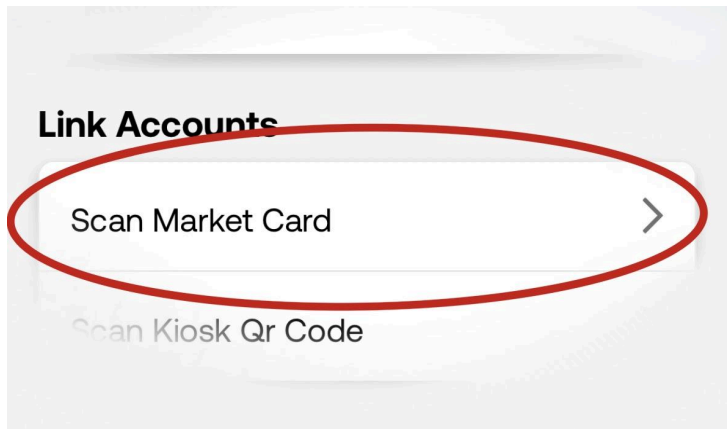
1. Download and open 365pay app.



2. After signing in and making an account, go to the Profile tab in the bottom right corner of your app.



3. Under Link Accounts, tap "Scan Market Card".



4. With the barcode side facing towards the camera, scan your Market Card.

