

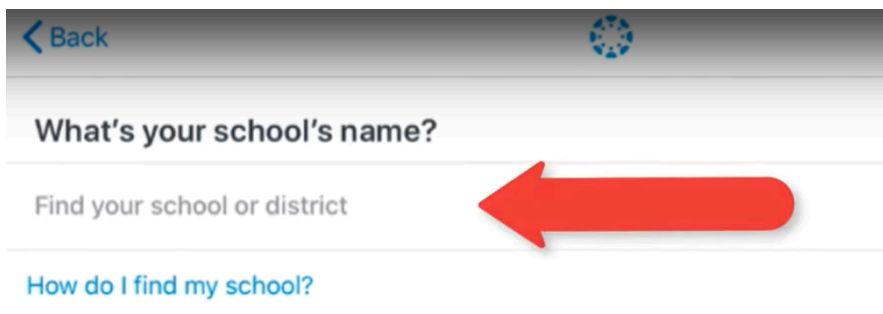


Canvas Parent App Directions

1. Go to the app store on your phone.
2. Download Canvas Parent App.




3. Search for “Stillwaterschools” in the search bar.
*Do not put a space after Stillwater or it will not recognize the school.



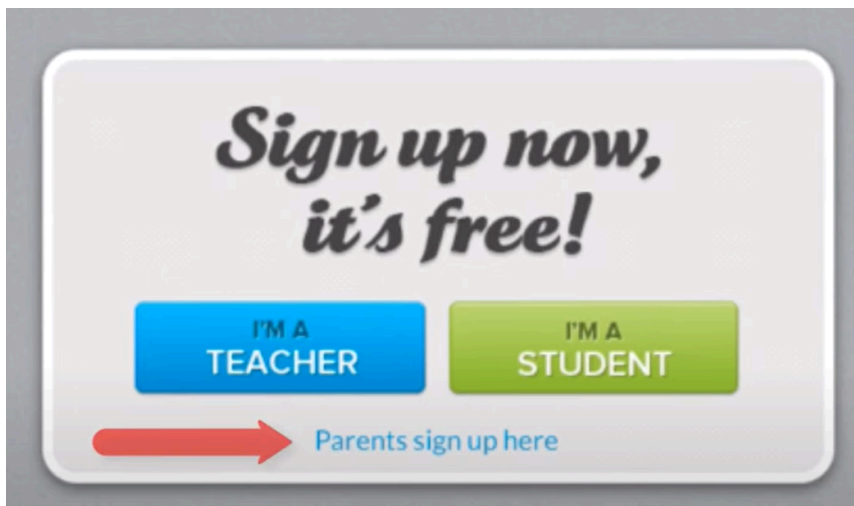
4. When you find your students school you will be given the option to login. Click “Need a Canvas Account?” at the bottom of the screen to create your free Canvas Parent Account.



Canvas Parent App Directions



4. Click “Parents sign up here”.





Canvas Parent App Directions

4. Fill out your information on the below screen. When you get to the pairing code you will need your student to log into their Canvas account.

The screenshot shows a 'Parent Signup' form with the following fields and content:

- Your Name:** Amy Pandason
- Your Email:** amy.pandason@someemail.com
- Password:** (masked with dots)
- Re-enter Password:** (masked with dots)
- Student Pairing Code:** (empty field with a link: [What is a pairing code?](#))
- You agree to the [terms of use](#) and acknowledge the [privacy policy](#).

5. Students will create a pairing code by logging into their Canvas account.

6. You student will click “Accounts” , click”Settings”, and then click “Pair with Observer” on the right hand side of the screen.

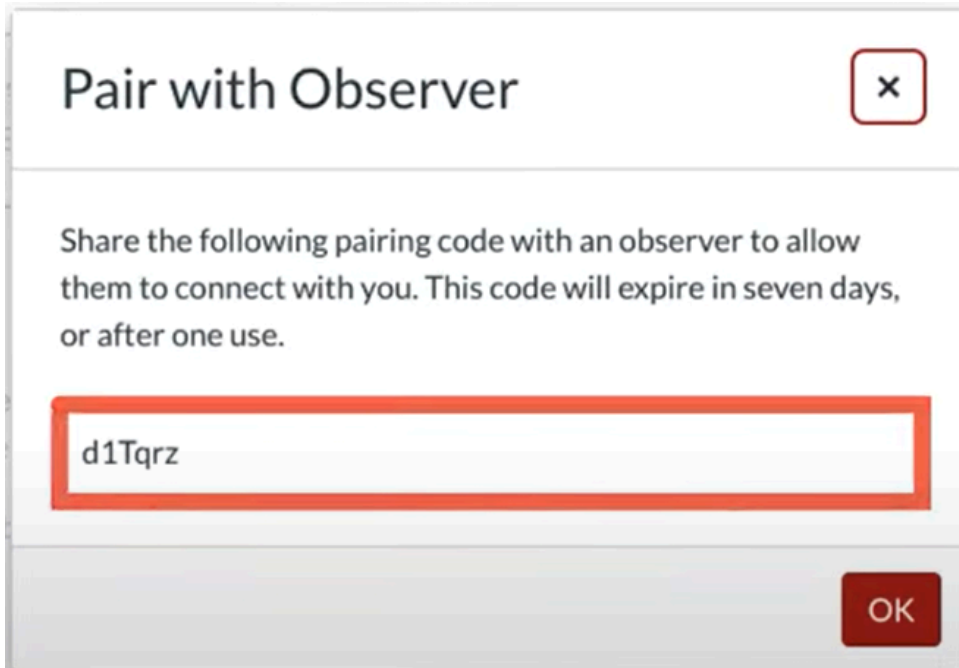
The screenshot shows the 'Tucker Pandason's Settings' page in the Canvas LMS for Parents. The page is divided into several sections:

- Profile:** Full Name: Tucker Pandason, Display Name: Tucker Pandason, Sortable Name: Pandason, Tucker, Language: System Default (English (US)), Time Zone: Mountain Time (US & Canada).
- Web Services:** A section for linking external services, with a checkbox for 'Let fellow course/group members see which services I've linked to my profile'.
- Ways to Contact:** Includes 'Email Addresses' (christopher.abraha... with a star icon and '+ Email Address' link) and 'Other Contacts' (+ Contact Method link).
- Buttons:** 'Edit Settings', 'Download Submissions', and 'Pair with Observer' (highlighted with a red box and a mouse cursor).
- Other Services:** A section for registering services like Google Drive, Skype, and Twitter.



Canvas Parent App Directions

7. The code that is found in the box below should be entered in the Student Pairing Code box in your parent app.



Adding Additional Students

To add additional students to your account you will click + Student found at the top of you screen when in the parent app.

