CFISD *budget* BASICS

A guide to understanding the budget

CYPRESS FAIRBANKS
INDEPENDENT SCHOOL DISTRICT

July 2025

WHERE DOES THE *money* COME FROM?

Local/other

Property taxes paid by homeowners and businesses make up the majority of revenue CFISD receives, or about 44.0% of CFISD's operating budget revenue. Property values are determined by the Harris Central Appraisal District (HCAD).

State

Texas school districts receive funding from the Texas Education Agency (TEA) based primarily on student attendance. State revenue makes up the difference between total revenue earned and local tax revenue. About 55.3% of CFISD's operating budget revenue comes from the state, but the state's share has been increasing due to tax rate compression and the increase in the State homestead exemption. The funding formula is set in statute.

Federal

Federal revenues are directed toward reimbursements only and make up 0.7% of the operating budget revenue.

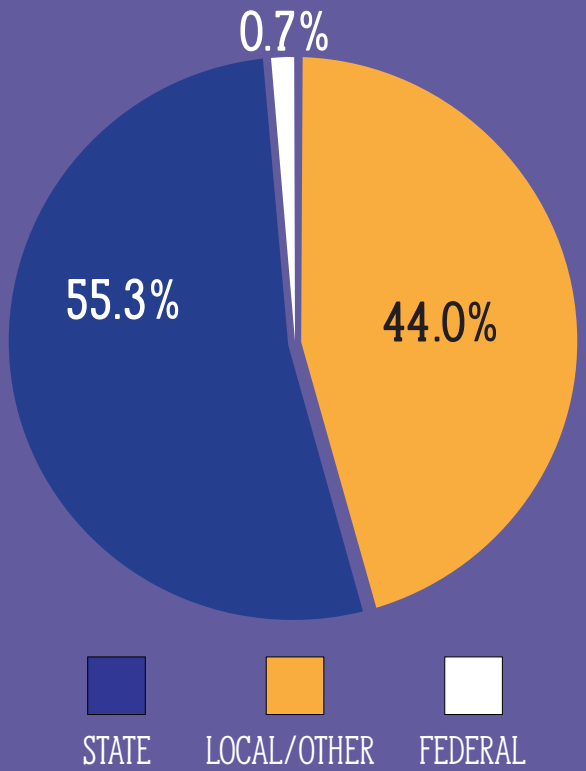

HOW MUCH *money* DOES THE DISTRICT GET?

The district is funded using a formula that is set in statute and based on the number of students enrolled, student demographics, attendance and the school's participation in special programs.

The district funding formula includes:

- **Basic allotment —** The basic allotment is $6,215 per student.
- **Average daily attendance (ADA) —** the average number of students who come to class on any given day.
- **Weighted-student units —** student populations that need more educational resources including those classified as at-risk, economically disadvantaged, bilingual, special education, gifted and talented, career and technical education and dyslexia.

Student attendance is important!

When students come to class, they not only increase their learning opportunities, they also increase their school's budget for the year.

Suppose an elementary school with 500 students has an average daily attendance of 93%. That would earn the school a basic allocation of about $2.89 million. If that same school increased its average daily attendance to 95%, the difference in its basic allocation (about $62,150) is almost enough to hire another teacher for the school.

WHAT IS THE *tax* IMPACT?

CFISD offers a 20% optional homestead exemption. In addition, a state homestead exemption reduces a home's taxable value by $100,000. Therefore, the taxable value of an average home in CFISD (about $350,000) would decrease by $170,000.

The optional homestead exemption in CFISD results in a reduction of $8.5 billion in taxable value, and the district's maintenance and operations property tax revenue incurs a loss of $63 million.

CFISD tax rate history

School taxes, by the glass

Local property taxes fill the glass first, and the state fills in any space that is left.

If property tax revenue increases, the state's portion gets smaller.

HOW IS THE *money* SPENT?

65.7% Instruction

5.1% Campus Leadership

4.2% Counseling

2.0% Extracurricular

1.7% District Leadership

1.2% Health

1.2% Safety

1.6% Instructional Support

2.0% Other

2.5% Technology

4.9% Transportation

7.9% Facilities

* Other includes Community Services, Debt Service, Facilities Acquisition & Construction, Payments to Fiscal Agents SSA, Payments to JJAEP and Other Intergovernmental Charges.

The district spends $79,172,451 on Nutrition Services which is fully supported by federal reimbursements, paid meals and a la carte sales. No local tax dollars are used to support the program.

HOW IS THE MONEY *budgeted?*

The general fund accounts for the district's operating budget and supports the district's daily operations and is broken down into the following main funding areas:

- **Instruction:** basic instruction, library and media services, and professional development.
- **Instructional support:** instructional leadership, school leadership, guidance and counseling, social work services, health services, and co-curricular activities.
- **General administration:** costs primarily associated with administrative operations of the district.
- **District operations:** student transportation, facilities maintenance, security and data processing services.
- **Other:** community services, construction, payments to fiscal agents SSA, payments to JJAEP and Harris County appraisal fees.

General fund expenditures

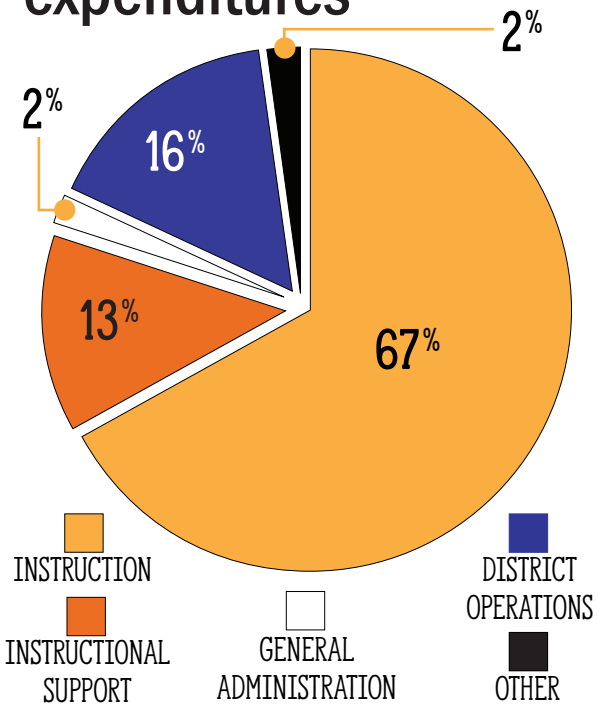

WHERE CAN I GET MORE *information* ON THE CFISD BUDGET?

CFISD is your public school district, and you have access to clear and detailed information about the budget process and how your tax dollars are allocated and spent. You can go online to access:

- budget information
- Annual Financial Management Report
- Annual Comprehensive Financial Report
- debt information
- financial presentations
- tax information
- CFISD check register

Visit the *CFISD Financial Transparency* webpage at **www.cfisd.net/transparency**.

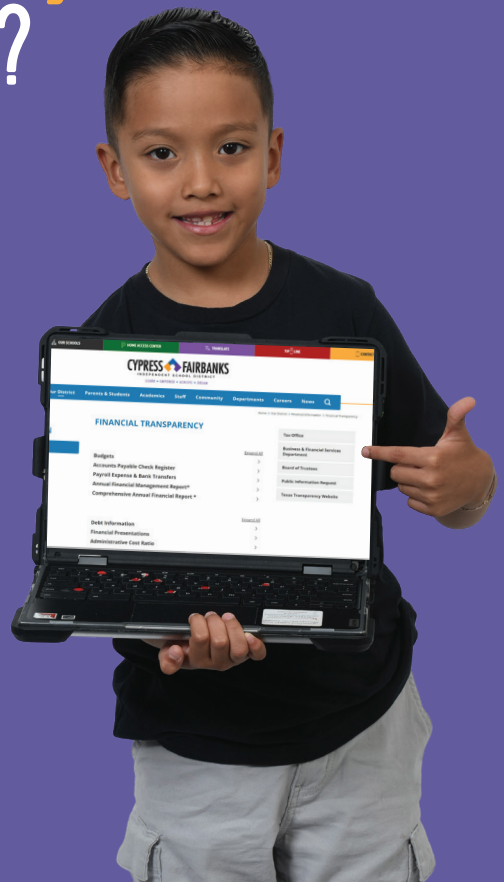

CYPRESS FAIRBANKS
INDEPENDENT SCHOOL DISTRICT

July 2025