
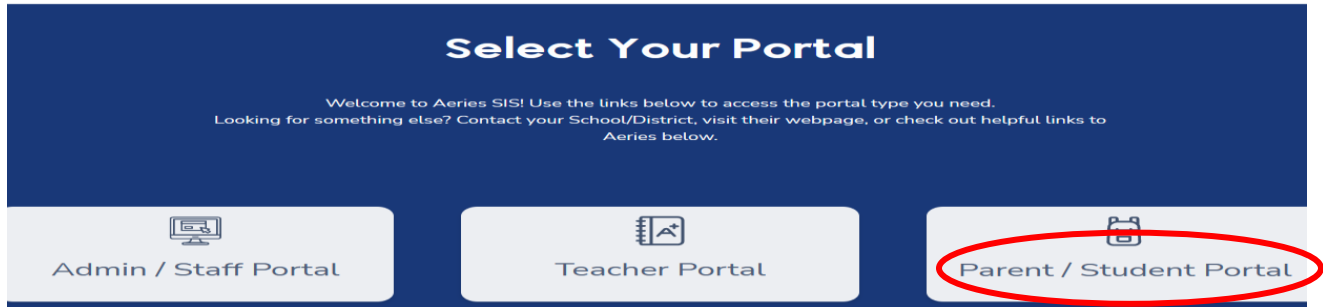




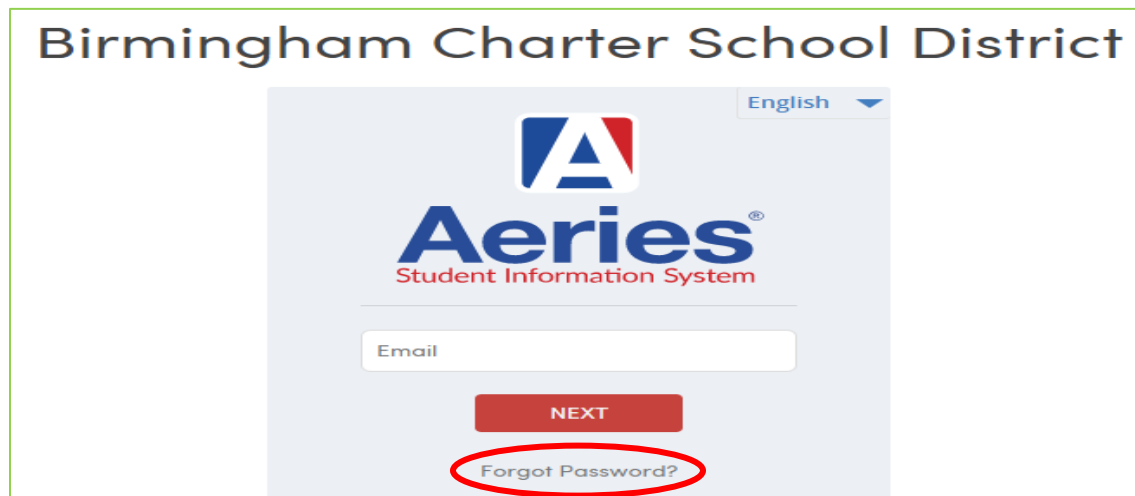
BIRMINGHAM COMMUNITY CHARTER HIGH SCHOOL PARENT PORTAL FORGOT PASSWORD LINK

To log-in to Aeries Parent Portal, go to **either**:

- 1) Direct link: <https://bcchs.aeries.net> (bookmark this link for future use) – then select *Parent Portal*
- 2) BCCHS site: <https://www.bcchs.net> – click  and/or *Portals - Families – Aeries – Aeries Parent Portal Login*

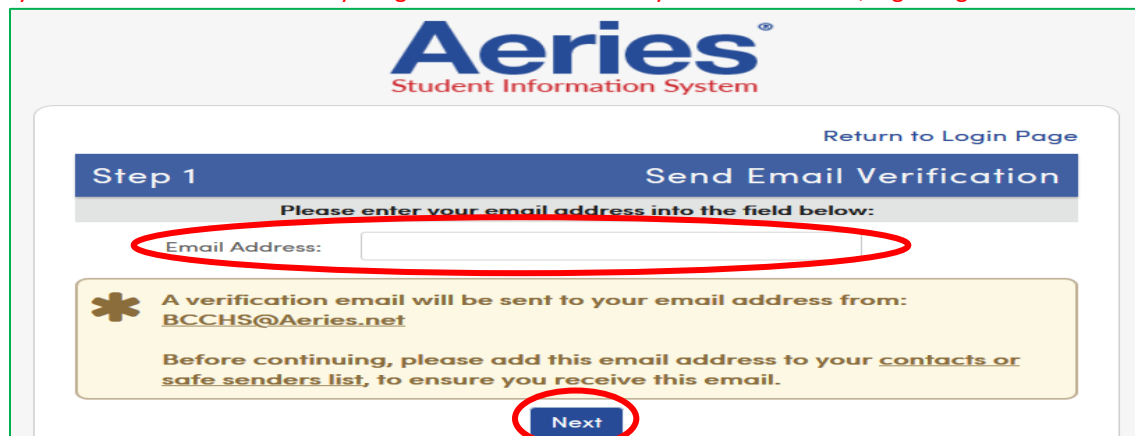


Click the **Forgot Password?** Link

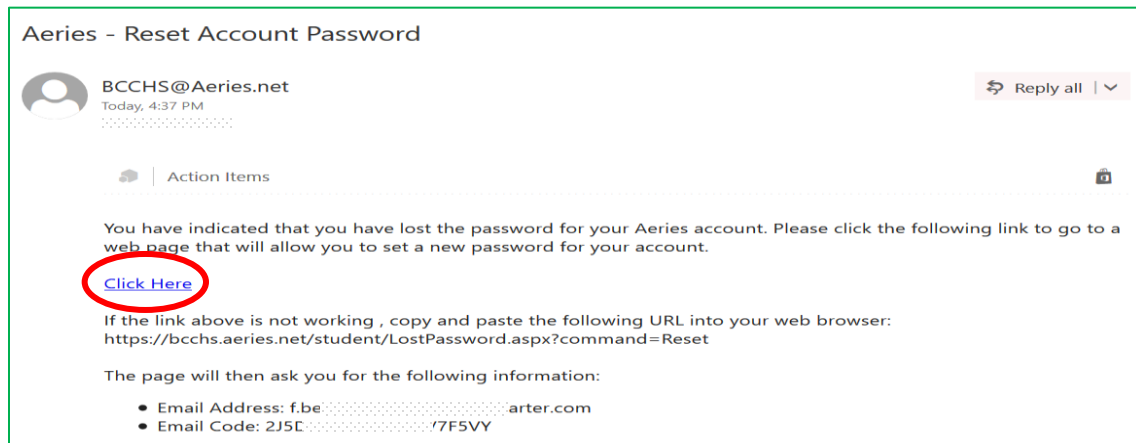


Enter your **Email Address** ; then click **Next**

NOTE: Email address must be registered in our system on Emergency Contact; Otherwise, you will not be able to create an account – contact your student's Grade Academy Program Technician to add your email address, if getting an error message



Locate your verification email to your personal email address from BCCHS@Aeries.net ; then select [Click Here](#)



Your Email Address and Email Code will be auto-populated ; click [Next](#)

Aeries®
Student Information System

Return to Login Page

Step 2 Email Verification

A verification email has been sent to your email address from: BCCHS@Aeries.net

Click the [Click Here](#) link provided in the email or copy and paste the Email Code into the field below

Email Address: f.be[redacted]arter.con

Email Code: 2J5C[redacted]5VY

[Next](#)

Enter your preferred password (no character restriction) ; then click [Next](#)

Aeries®
Student Information System

Return to Login Page

Final Step Set New Password

Thank you for confirming your email address. You may now enter a new password for your account.

New Password: [text input]

ReType New Password: [text input]

[Next](#)

Password change confirmation displays ; click [Return to Login Page](#)

Aeries®
Student Information System


Return to Login Page

Complete

Your password has been adjusted. You may now login to Aeries.

[Return to Login Page](#)

Enter your Email address ; then click **Next**



The screenshot shows the Aeries Student Information System login page. At the top, it says "Birmingham Charter School District" and "English" with a dropdown arrow. The Aeries logo is prominently displayed. Below the logo is a text input field containing "f.be" and "ter.com". A red circle highlights this input field and the "NEXT" button below it. At the bottom, there is a "Forgot Password?" link.

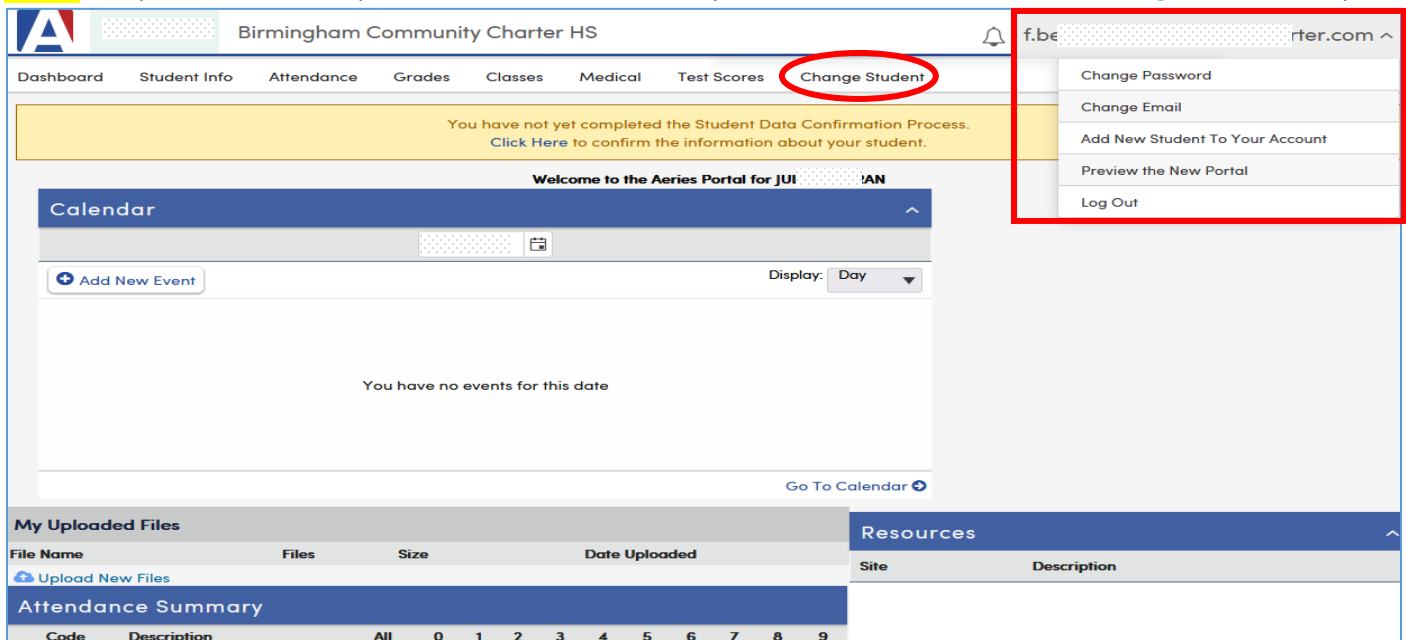
Enter your new assigned Password ; then click **Sign In**



This screenshot is identical to the previous one, showing the Aeries login page. A red circle highlights the password input field, which contains several dots, and the "SIGN IN" button below it. The "Forgot Password?" link is also visible at the bottom.

Process now complete! Screen displays your [Aeries Parent Portal main page](#)

NOTE: For parents with multiple students at BCCHS, select your student's name under the **Change Student** dropdown



The screenshot shows the Aeries Parent Portal main page for Birmingham Community Charter HS. The top navigation bar includes links for Dashboard, Student Info, Attendance, Grades, Classes, Medical, Test Scores, and a dropdown menu labeled "Change Student" (highlighted with a red circle). The dropdown menu is open, showing options: Change Password, Change Email, Add New Student To Your Account, Preview the New Portal, and Log Out (all highlighted with a red box). Below the navigation bar, a yellow banner states: "You have not yet completed the Student Data Confirmation Process. Click Here to confirm the information about your student." The main content area features a "Calendar" section with a "Add New Event" button and a "Display: Day" dropdown. Below the calendar is a "My Uploaded Files" section with a table of files. At the bottom, there is an "Attendance Summary" table.

File Name	Files	Size	Date Uploaded
Upload New Files			

Code	Description	All	0	1	2	3	4	5	6	7	8	9
Attendance Summary												

To log out, click your email address (top right side) and select **Log Out**.

For questions, please call the **Parent Center** office.