



BIRMINGHAM COMMUNITY CHARTER HIGH SCHOOL

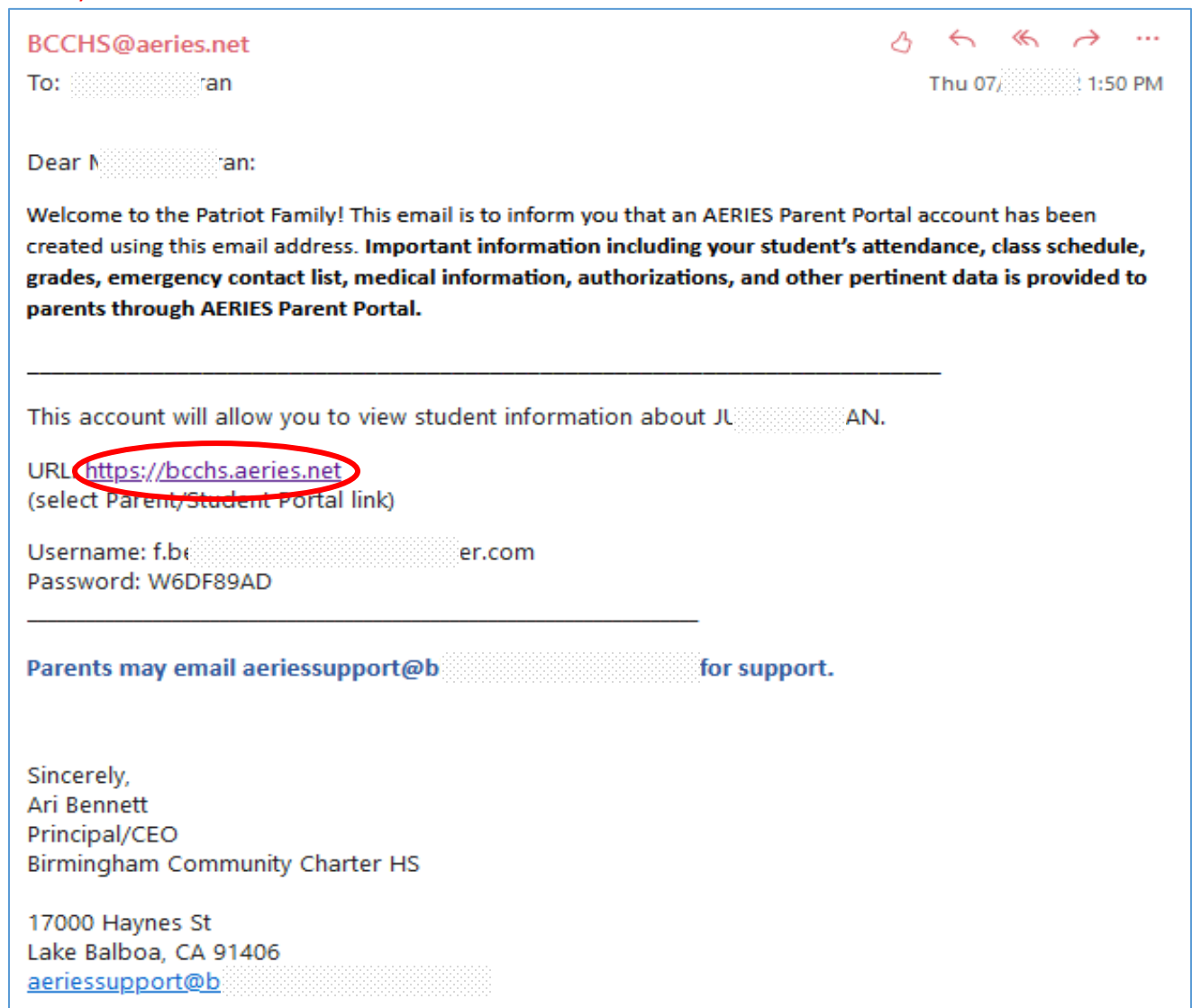
AERIES PARENT PORTAL ACCOUNT PROCEDURE

To log-in to Aeries Parent Portal, go to **either**:

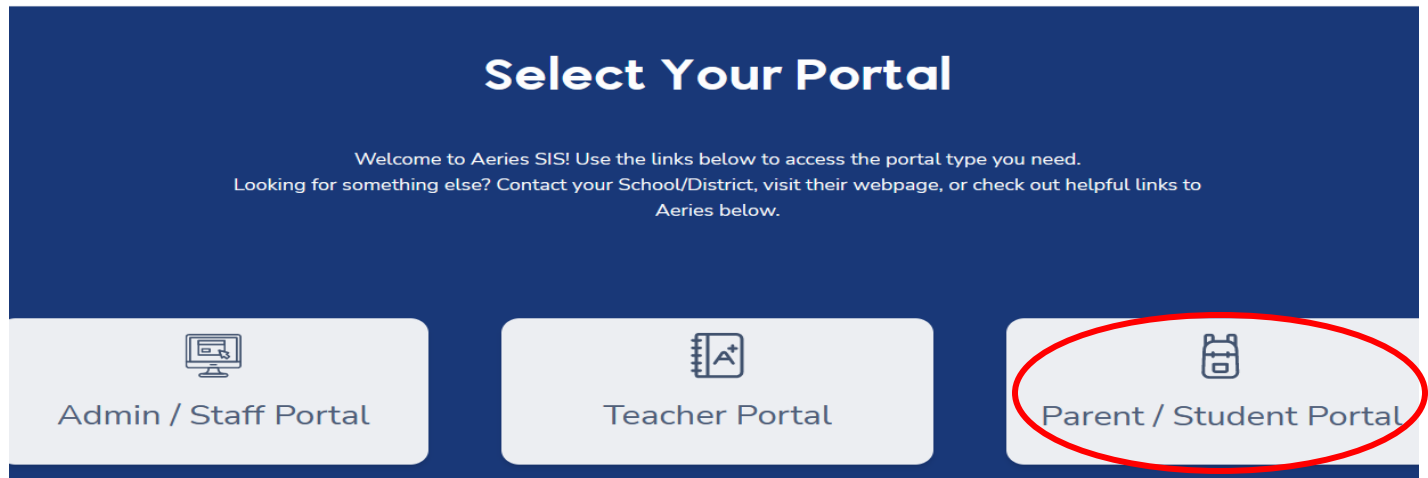
- 1) BCCHS website: <https://www.bcchs.net> : click ☰ and/or *Portals - Families - Aeries – Aeries Parent Portal Login*
- 2) Direct link: <https://bcchs.aeries.net> (bookmark this link for future use) – then select *Parent Portal*

STEP 1 Thru your personal email address registered upon enrollment, locate email from BCCHS@Aeries.net with the subject: *BCCHS – New Parent/Guardian Aeries Account Created* ;
Then click the portal link next to URL

NOTE: If message does not appear in your Inbox folder, please check your Spam/Junk Mail folder and make sure to add aeriessupport@bcchs.net to ensure that future messages from Aeries Support team will automatically be placed in your Inbox folder




STEP 2 Select *Parent / Student Portal*




STEP 3 Type in your *Email Address* ; then click *Next*

NOTE: Email address must be registered in our system on Emergency Contact; Otherwise, you will not be able to create an account – contact your student's Grade Academy Program Technician to add your email address, if getting an error message



STEP 4 Type in your auto-generated password provided in your email above ; then click *Sign In*



STEP 5 **Process now complete!** Screen displays your [Aeries Parent Portal main page](#)

- NOTE:**
- To change password, click your email address (right top side) and select **Change Password**
 - For parents with multiple students at BCCHS, select your student's name under the **Change Student** dropdown

Birmingham Community Charter HS

Dashboard Student Info Attendance Grades Classes Medical Test Scores **Change Student**

You have not yet completed the Student Data Confirmation Process.
[Click Here](#) to confirm the information about your student.

Welcome to the Aeries Portal for JU AN

Calendar

+ Add New Event Display: Day

You have no events for this date

Go To Calendar

My Uploaded Files

File Name	Files	Size	Date Uploaded
Upload New Files			

Resources

Site	Description
------	-------------

Attendance Summary

Code	Description	All	0	1	2	3	4	5	6	7	8	9
------	-------------	-----	---	---	---	---	---	---	---	---	---	---

To log out, click your email address (top right side) and select **Log Out**.

For questions, please call our [Parent Center](#) office.