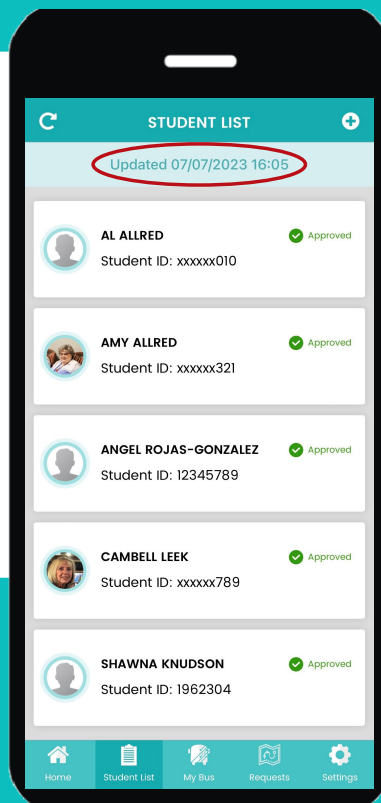
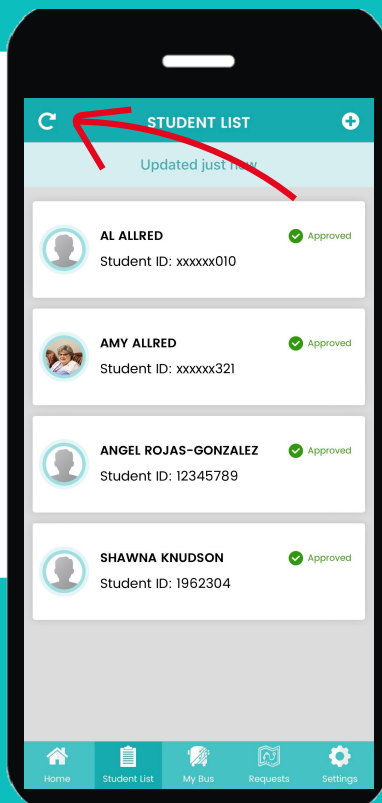
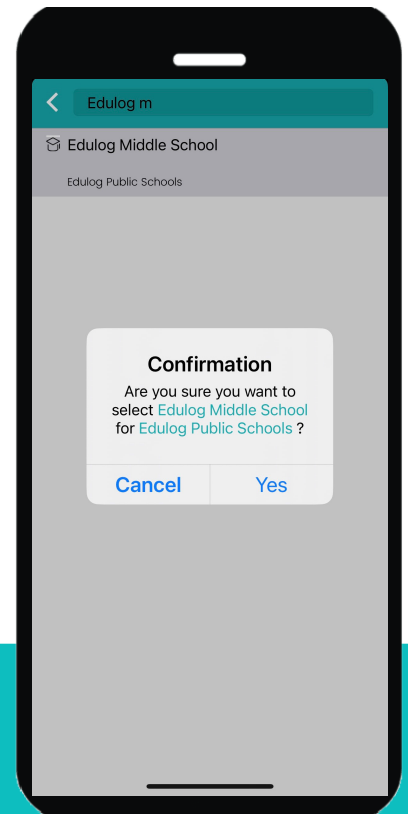
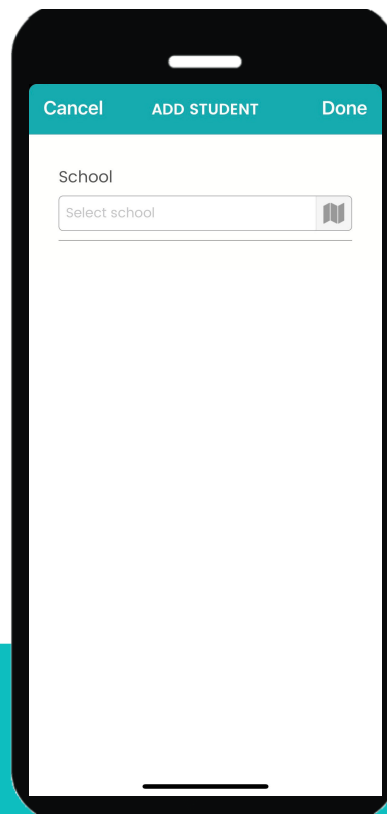


CHOOSE SCHOOL FIRST



When registering to follow a student, parents must select the school first and then they must confirm that they have selected the right school. They are shown the school name and the school district name and must confirm their selection. This ensures that the student access request is placed with the correct district. For instance, this should avoid parents selecting a Central Elementary School that is actually 3 states away.



STUDENT LIST REFRESH



On the Student List screen there is a refresh icon – the little circle arrow. It also displays the most recent time that the list was updated. This is helpful for parents to make sure they have the most recent stop assignments and status of their student access request.

PARENT PORTAL RESOURCES



<https://www.edulog.com/resources-parent-portal/>



<https://www.edulog.com/resources-parent-portal-lite/>