GOVERNOR MIFFLIN SPORTS MEDICINE

VENUE-SPECIFIC EMERGENCY ACTION PLANS

TABLE OF CONTENTS

- **STADIUM/MULTI-PURPOSE FIELD……Pages 3-5**
- **FRESHMAN FOOTBALL PRACTICE FIELD/THROWERS AREA…….Pages 6-7**
- **GOVERNOR MIFFLIN ATHLETIC COMMUNITY CENTER……Pages 8-9**
- **HIGH SCHOOL AUXILLIARY GYMNASIUM……Pages 10-11**
- **INTERMEDIATE SCHOOL GYMNASIUM……Pages 12-13**
- **GMACC MULTIPURPOSE ROOM…….Pages 14-15**
- **FLYING HILLS GOLF COURSE…….Pages 16-17**
- **JUNIOR HIGH FOOTBALL PRACTICE FIELD…….Pages 18-19**
- **BERKS LANES (BOWLING)……Page 20**
- **MIDDLE SCHOOL GYMNASIUM…….Pages 21-22**
- **RULON GRIFFITH BASEBALL FIELD/JH BASEBALL FIELD…….Pages 23-24**
- **VARSITY/JH SOFTBALL FIELDS…….Pages 25-27**
- **SHILLINGTON PARK/CROSS COUNTRY……Pages 28-29**
- **TENNIS COURTS/JH SOCCER FIELDS…….Pages 30-31**
- **AUXILLIARY GYM WRESTLING ROOM……Pages 32-33**
- **GMACC WRESTLING ROOM…….Pages 34-35**
- **GMACC WEIGHT ROOM…….Pages 36-37**
- **INTERMIEDIATE SCHOOL POOL…….Pages 38-39**
- **TRANSPORTATION FIELD (ANY SPORT)……Pages 40-41**
- **LIGHTNING**
    - **STADIUM/MPF/THROWING FIELD/SOFTBALL……Page 42**
    - **BASEBAL/TENNIS COURTS/SHILLINGTON PARK…….Page 43**
    - **JH SOCCER/TRANSPORTATION FIELD…….Page 44**

GOVERNOR MIFFLIN SENIOR HIGH SCHOOL SPORTS MEDICINE

EMERGENCY ACTION PLAN

GOVERNOR MIFFLIN STADIUM/MULTIPURPOSE FIELD

Emergency Personnel: Certified athletic trainer on call for practice, and on site for competition.

Emergency Communication: Working cell phone (coaches are to make sure cell phones are fully charged prior to start of practice or game).

Emergency Equipment: Medical kits at all practices and game. Other medical supplies (AED, splints, crutches) maintained in Governor Mifflin athletic training room or with athletic training staff.

Closest public AED to STADIUM: TWO AEDS IN THE STADIUM!! ALARM WILL SOUND

1. **UNDERNEATH "RESTROOM" SIGN ON THE RESTROOM BUILDING BEHIND THE SCOREBOARD. ALARM WILL SOUND.**
2. **ATTACHED TO POLE BARN ALONG THE FARTHEST RIGHT GARAGE DOOR IF LOOKING AT THE STRUCTURE FROM INSIDE THE STADIUM.**

Closest public AED to MULTIPURPOSE FIELD: IF LOOKING FROM ON THE MULTIPURPOSE TURF, AED is UNDERNEATH SET OF BLEACHERS TO THE RIGHT OF MIDDLE ENTRANCE GATE. ALARM WILL SOUND.

Roles of First Responders (This is the first person on the scene…coach, parent, athlete, athletic trainer):

1. Assess situation
2. Immediate care of injured or ill student-athlete/coach
3. Coach or other staff activate EMS

a. Dial 911 from cellular phone (provide name, address, telephone number; number of individuals injured, condition of injured, first aid treatment provided; specific directions; other information as requested).

NOTE: Please notify the staff athletic trainer(s) responsible for the team as soon as possible if he/she is not present.

4. Direction of EMS to scene

a. Address: **101 S. Waverly St. Shillington Borough**

b. Athletic trainer, coach or administrator will designate individuals to "flag down" EMS and direct to scene

c. Scene control: Sports medicine team will attempt to limit scene to first aid providers and designate coach/school personnel to move bystanders away from area

Venue Directions: DEPENDING ON WHERE EMERGENCY IS… EMS can enter at **SCOREBOARD** end of **STADIUM** gate through middle school's entrance off of Waverly Street. Gate located to the left of the maintenance building in stadium. **Or** can enter at the **WAVERLY** side ENTRANCE ALONG THE FAR LEFT SIDE OF THE GMACC.located just across the street from the high school. Enter through black gates under small awning on LEFT side of GMACC. MAKE SURE FLAGGERS ARE AT THE CORRECT ENTRANCE.

EMS can enter **MULTIPURPOSE FIELD** gate through the middle school's entrance off of Waverly Street (turn left into middle school from Waverly). OR CAN ENTER AT THE MPF GATE CLOSEST TO THE GMACC (ON RAMP ACCESSABILITY)

Sports Medicine Staff: Tara Ludwig: 484-955-9123 **Kaylee Scheirer:**610-790-7198

John Guiseppe (Athletic Director): 610-914-3588


STADIUM
GMACC
Waverly St


GMACC
MPF
STADIUM
S Brobst St

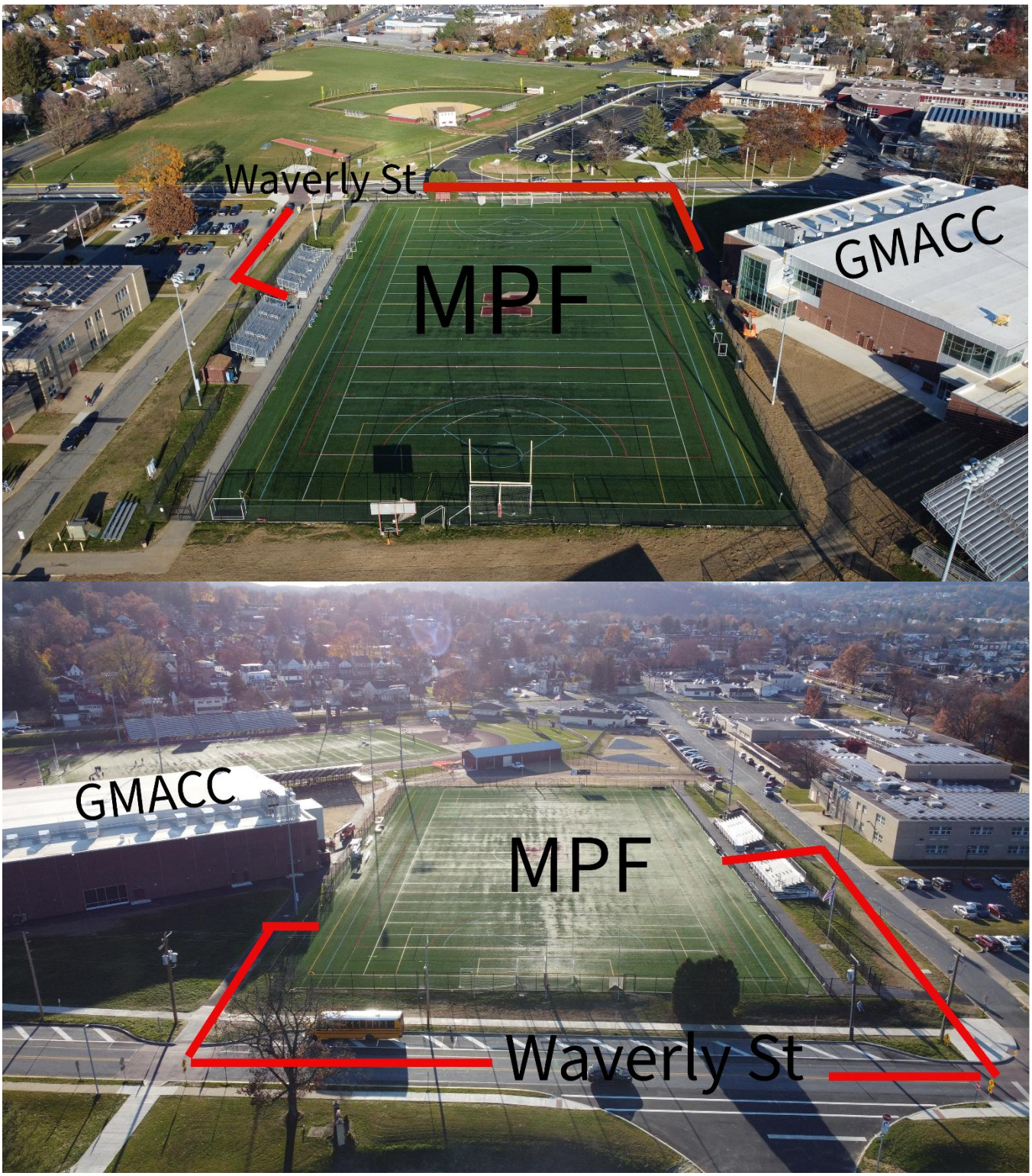
Waverly St
MPF
GMACC
GMACC
MPF
Waverly St

GOVERNOR MIFFLIN SENIOR HIGH SCHOOL SPORTS MEDICINE

EMERGENCY ACTION PLAN: FRESHMAN FOOTBALL PRACTICE FIELD/THROWER'S AREA

Emergency Personnel: Certified athletic trainer on call for practice, and on site for competition.

Emergency Communication: Working cellular phone (coaches are to make sure cell phones are fully charged prior to start of practice or game.)

Emergency Equipment: Medical Kits with emergency cards at all practices and games. Athletic trainer will provide medical supplies for games (AED, splints, crutches, ice)

CLOSEST PUBLIC AED: VARSITY SOFTBALL PRESS BOX. ALARM WILL SOUND WHEN OPENED.

Roles of First Responders (This is the first person on scene…coach, parent, athlete, athletic trainer…)

1. Assess situation

2. Immediate care of injured or ill student-athlete or coach

3. Activation of emergency medical system (EMS)

a. Designate person to call 911(provide name, address, telephone number; number of individuals injured; condition of injured; first aid treatment provided; specific directions; other information as requested)

4. Direction of EMS to scene

a. Address: **101 S. Waverly Street, Shillington Borough**

b. Athletic trainer, coach or administrator will designate individual to "flag down" EMS and direct to scene

c. Scene control: Sports medicine team will attempt to limit scene to first aid providers and designate coach/school personnel to move bystanders away from area.

Venue Directions: Access the **practice field** in the "outfield" of throwing area directly from Waverly Street or from the Governor Mifflin Senior High school parking lot. Access the **throwing area** directly from Waverly Street. Flaggers must be at either entrance ready to guide EMS.

NOTE: Please notify the staff athletic trainer(s) responsible for the team as soon as possible if he/she is not present.

Sports Medicine Staff: Tara Ludwig: 484-955-9123 **Kaylee Scheirer:** 610-790-7198

John Guiseppe (Athletic Director): 610-914-3588

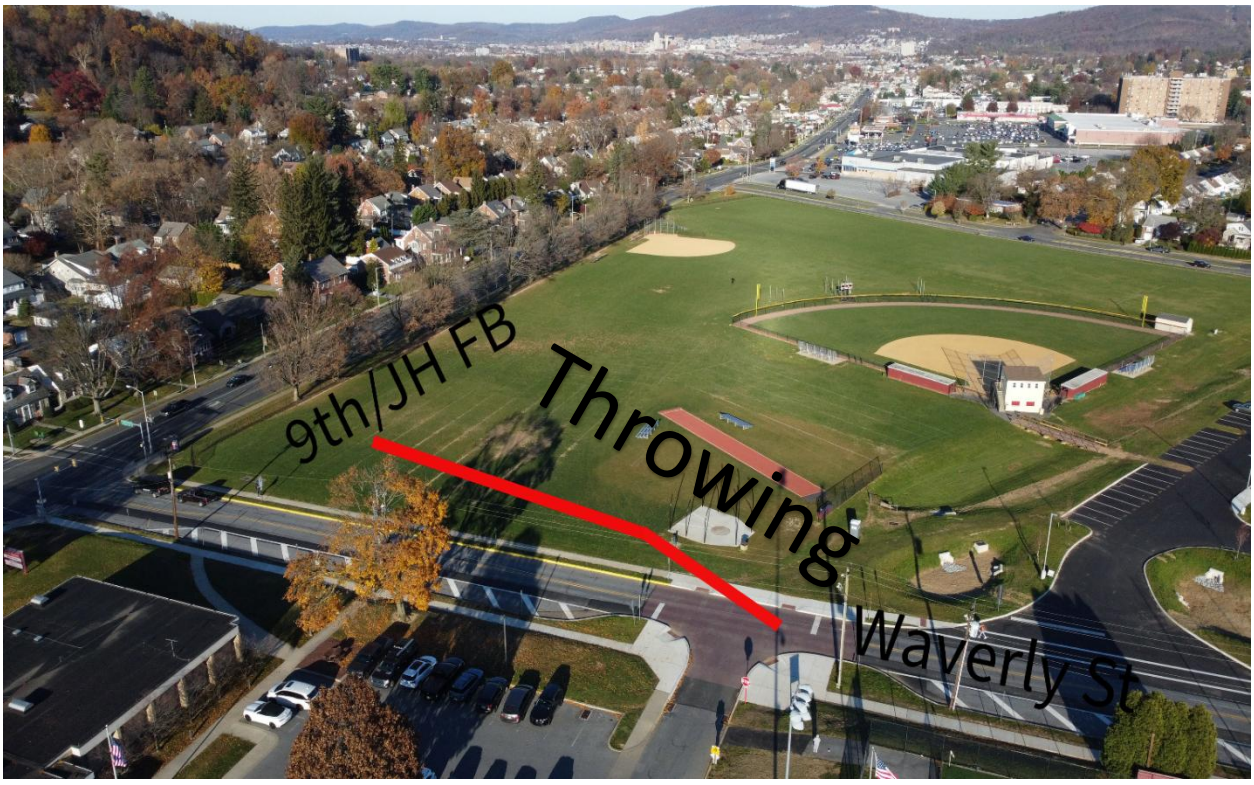
9th/JH FB Throwing
Waverly St

GOVERNOR MIFFLIN SENIOR HIGH SCHOOL SPORTS MEDICINE

EMERGENCY ACTION PLAN

Governor Mifflin Athletic Community Center (GMACC) GYMNASIUM/TRACK

Emergency Personnel: Certified athletic trainer on call for practice, and on site for competition.

Emergency Communication: Working cellular phone (coaches are to make sure cell phones are fully charged prior to start of practice or game).

Emergency Equipment: Medical kits with emergency cards at all practices and game. Other medical supplies (AED, splints, crutches) maintained in Governor Mifflin athletic training room.

CLOSEST PUBLIC AED: AED 1(1ST FLOOR): BOX RIGHT OUTSIDE ATHLETIC DIRECTOR'S OFFICE. AED 2(1ST FLOOR):BOX RIGHT OUTSIDE WEIGHT ROOM AED 3(2ND FLOOR): BOX IN WRESTLING/MULTIPURPOSE ROOM HALLWAY OF 2ND FLOOR

Roles of First Responders (This is the first person on scene…coach, parent, athlete, athletic trainer…):

1. Assess situation

2. Immediate care of injured or ill student-athlete/coach
3. Coach or other staff activates EMS

    a. Designate person to dial 911 (provide name, address, telephone number; number of individuals injured, condition of injured, first aid treatment provided; specific directions; other information as requested).

    NOTE: Please notify the staff athletic trainer(s) responsible for the team as soon as possible if he/she is not present.

4. Direction of EMS to scene
    a. Address: **50 S. Waverly Street, Shillington Borough**
    b. Athletic trainer, coach or administrator will designate individual to "flag down" EMS and direct to scene
    c. Scene control: Sports medicine team will attempt to limit scene to first aid providers and designate coach/school personnel to move bystanders away from area

Venue Directions: Access the GMACC via Waverly Street and enter through the main entrance (glass windows and doors). Flaggers should be outside main entrance ready to guide EMS inside. Elevators inside main doors, go to hallway to the RIGHT.

Sports Medicine Staff: Tara Ludwig: 484-955-9123 **Kaylee Scheirer:** 610-790-7198

John Guiseppe (Athletic Director): 610-914-3588


GMACC
Sports Medicine
Waverly St


Sports Med
Front Entrance
GMACC
Waverly
MPF
Multipurpose
Wrestling

GOVERNOR MIFFLIN SENIOR HIGH SCHOOL SPORTS MEDICINE

EMERGENCY ACTION PLAN

AUXILIARY GYMNASIUM

Emergency Personnel: Certified athletic trainer on call for practice, and on site for competition.

Emergency Communication: Working cellular phone (coaches are to make sure cell phones are fully charged prior to start of practice or game).

Emergency Equipment: Medical kits with emergency cards at all practices and game. Other medical supplies (AED, splints, crutches) maintained in Governor Mifflin athletic training room.

CLOSEST PUBLIC AED: ON THE WALL TO THE LEFT OF THE OLD ATHLETIC TRAINING ROOM

Roles of First Responders (This is the first person on scene…coach, parent, athlete, athletic trainer…):

1. Assess situation

2. Immediate care of injured or ill student-athlete/coach
3. Coach or other staff activates EMS

   b. Designate person to dial 911 (provide name, address, telephone number; number of individuals injured, condition of injured, first aid treatment provided; specific directions; other information as requested).

   NOTE: Please notify the staff athletic trainer(s) responsible for the team as soon as possible if he/she is not present.

4. Direction of EMS to scene
   a. Address: **101 S. Waverly St. Shillington Borough**
   b. Athletic trainer, coach or administrator will designate individual to "flag down" EMS and direct to scene
   c. Scene control: Sports medicine team will attempt to limit scene to first aid providers and designate coach/school personnel to move bystanders away from area

Venue Directions: Access the gymnasium through the "auxiliary gym entrance" of the high school (entrance closest to the church). Enter high school doors numbered 21 or 20 and gym is straight ahead labeled "aux gym". Flaggers must be at entrance to guide EMS.

Sports Medicine Staff: Tara Ludwig: 484-955-9123 **Kaylee Scheirer:** 610-790-7198

John Guiseppe (Athletic Director): 610-914-3588

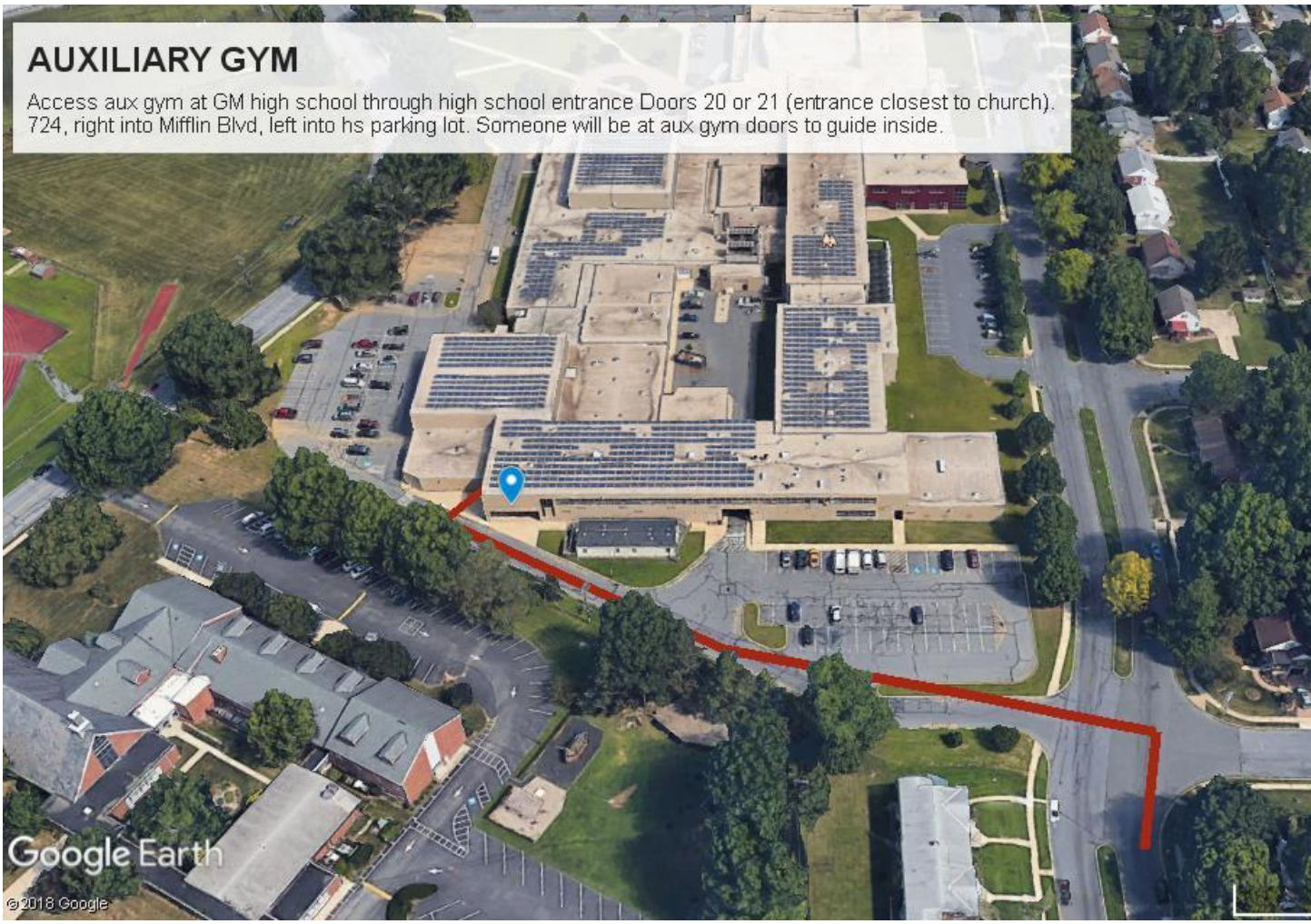
AUXILIARY GYM
Access aux gym at GM high school through high school entrance Doors 20 or 21 (entrance closest to church). 724, right into Mifflin Blvd, left into hs parking lot. Someone will be at aux gym doors to guide inside.
Google Earth
© 2018 Google

GOVERNOR MIFFLIN SENIOR HIGH SCHOOL SPORTS MEDICINE

EMERGENCY ACTION PLAN

INTERMEDIATE SCHOOL GYMNASIUM

Emergency Personnel: Certified athletic trainer on call for practice, and certified athletic trainer on site for competition.

Emergency Communication: Working cellular phone (coaches are to make sure cell phones are fully charged prior to start of practice or game).

Emergency Equipment: Medical kits with emergency cards at all practices and game. Other medical supplies (AED, splints, crutches) maintained in Governor Mifflin athletic training room.

CLOSEST PUBLIC AED: IMMEDIATELY OUTSIDE GYM DOORS, TURN RIGHT, AED ON WALL

Roles of First Responder (This is the first person on scene…coach, parent, athlete, athletic trainer…):

1. Assess situation
2. Immediate care of injured or ill student-athlete/coach
3. Coach or other staff activates EMS

    a. Dial 911 from cellular phone (provide name, address, telephone number; number of individuals injured, condition of injured, first aid treatment provided; specific directions; other information as requested).

    NOTE: Please notify the staff athletic trainer(s) responsible for the team as soon as possible if he/she is not present.

4. Direction of EMS to scene

    a. Address: **600 Governor Drive, Cumru Township**

    b. Athletic trainer, coach or administrator will designate individuals to "flag down" EMS and direct to scene.

    c. Scene control: Sports medicine team will attempt to limit scene to first aid providers and designate coach/school personnel to move bystanders away from area

Venue Directions: FLAGGER'S JOB: EMS personnel will be directed from outside gymnasium to one of two sets of doors directly into gymnasium (will depend on where injured person is located inside)

1. Flagger will guide EMS to the row of maroon doors on the farthest RIGHT of the school as one enters the parking lot (side closest to elementary school).
2. Flagger will guide EMS through maroon door just BEFORE the RIGHT main lobby entrance doors (doors 14-15).
3. Flagger will guide EMS through main entrance doors on RIGHT side of the school (doors 14-15).

Sports Medicine Staff: Tara Ludwig: 484-955-9123 **Kaylee Scheirer:** 610-790-7198

John Guiseppe (Athletic Director): 610-914-3588


GMIS GYMNASIUM
Access the gymnasium through the doors on the RIGHT of the school as one enters the parking lot (DOORS 14 OR 15).
Legend
Feature 1
Governor Mifflin
Google Earth
© 2018 Google
200 ft
N

GOVERNOR MIFFLIN SENIOR HIGH SCHOOL SPORTS MEDICINE

EMERGENCY ACTION PLAN

GMACC MULTIPURPOSE ROOM

Emergency Personnel: Certified athletic trainer on call for practice and for competition.

Emergency Communication: Working cellular phone (coaches are to make sure cell phones are fully charged prior to start of practice or game).

Emergency Equipment: Medical kits with emergency cards at all practices and games. Other medical supplies (AED, splints, crutches) maintained in Governor Mifflin athletic training room.

CLOSEST PUBLIC AED: ALONG GYM SIDE WALL IN HALLWAY OUTSIDE OF MULTIPURPOSE ROOM

Roles of First Responder (This is the first person on scene…coach, parent, athlete, athletic trainer…):

1. Assess situation
2. Immediate care of injured or ill student-athlete/coach
3. Coach or other staff activates EMS

    a. Dial 911 from cellular phone (provide name, address, telephone number; number of individuals injured, condition of injured, first aid treatment provided; specific directions; other information as requested).
    NOTE: Please notify the staff athletic trainer(s) responsible for the team as soon as possible if he/she is not present.

4. Direction of EMS to scene
    a. Address: **50 S. Waverly Street, Shillington Borough**

    b. Athletic trainer, coach or administrator will designate individual to "flag down" EMS and direct to scene

    c. Scene control: Sports medicine team will attempt to limit scene to first aid providers and designate coach/school personnel to move bystanders away from area

Venue Directions: Access the multipurpose room of the GMACC by entering through front main doors. Elevator access on RIGHT side of main lobby if looking at the arena. Flaggers should be positioned outside main entrance to guide EMS inside.

Sports Medicine Staff: Tara Ludwig: 484-955-9123 **Kaylee Scheirer:** 610-790-7198

John Guiseppe (Athletic Director): 610-914-3588


Sports Med
Front Entrance
GMACC
Waverly
MPF
Multipurpose
Wrestling

GOVERNOR MIFFLIN SENIOR HIGH SCHOOL SPORTS MEDICINE

EMERGENCY ACTION PLAN

FLYING HILLS GOLF COURSE

Emergency Personnel: Certified athletic trainer on call for practice and for matches.

Emergency Communication: Working cellular phone (coaches are to make sure cell phones are fully charged prior to start of practice or game).

Emergency Equipment: Medical kits with emergency cards at all practices and game. Other medical supplies (AED, splints, crutches) maintained in Governor Mifflin High School athletic training room.

CLOSEST PUBLIC AED: NO AED ON SITE

Roles of First Responder (This is the first person on scene…coach, athlete, parent, athletic trainer…):

1. Assess situation
2. Immediate care of injured or ill student-athlete/coach
3. Coach or other staff activates EMS

    a. Dial 911 from cellular phone (provide name, address, telephone number; number of individuals injured, condition of injured, first aid treatment provided; specific directions; other information as requested).
    NOTE: Please notify the staff athletic trainer(s) responsible for the team as soon as possible if he/she is not present.

4. Direction of EMS to scene
    a. Address: **Pro Shop/Clubhouse: 14 Village Center Drive, Cumru Township**

    b. Athletic trainer, coach or administrator will designate individual to "flag down" EMS and direct to scene

    c. Scene control: Sports medicine team will attempt to limit scene to first aid providers and designate coach/school personnel to move bystanders away from area

Venue Directions: (General direction to flying hills golf course) Enter pro shop/clubhouse parking lot by turning at second right off of Village center Drive if coming from Rt. 10. Parking lot behind Season's Café. Direct EMS to injured athlete/coach from here.

Sports Medicine Staff: Tara Ludwig: 484-955-9123 **Kaylee Scheirer:** 610-790-7198

John Guiseppe (Athletic Director): 610-914-3588


Legend
Line 2
Line 2
Flying Hills Golf Course
General directions to Golf Course: 14 Village Center Drive, Reading, PA 19607.
Turn left off of Rt. 10 onto Village Center Drive.
Someone will flag down from there.
Google Earth
© 2018 Google
200 ft
N

GOVERNOR MIFFLIN SENIOR HIGH SCHOOL SPORTS MEDICINE EMERGENCY ACTION PLAN

JH FOOTBALL PRACTICE FIELD

Emergency Personnel: Certified athletic trainer on call for practice and on site for competition.

Emergency Communication: Working cellular phone (coaches are to make sure cell phones are fully charged prior to start of practice or game).

Emergency Equipment: Medical kits with emergency cards at all practices and game. Other medical supplies (AED, splints, crutches) maintained in Governor Mifflin athletic training room.

CLOSEST PUBLIC AED: VARSITY SOFTBALL ATTACHED TO PRESS BOX.

Roles of First Responder (This is the first person on scene…coach, parent, athlete, athletic trainer…):

1. Assess situation
2. Immediate care of injured or ill student-athlete/coach
3. Coach or other staff activates EMS

    a. Dial 911 from cellular phone (provide name, address, telephone number; number of individuals injured, condition of injured, first aid treatment provided; specific directions; other information as requested).

    NOTE: Please notify the staff athletic trainer(s) responsible for the team as soon as possible if he/she is not present.

4. Direction of EMS to scene
    a. Address: **101 S. Waverly Street, Shillington Borough**

    b. Athletic trainer, coach or administrator will designate individual to "flag down" EMS and direct to scene

    c. Scene control: Sports medicine team will attempt to limit scene to first aid providers and designate coach/school personnel to move bystanders away from area

Venue Directions: Access the practice field in the "outfield" of softball fields directly from Waverly Street or from the Governor Mifflin senior high school parking lot.

Sports Medicine Staff: Tara Ludwig: 484-955-9123 **Kaylee Scheirer:** 610-790-7198

John Guiseppe (Athletic Director): 610-914-3588


9th/JH FB
Waverly St

GOVERNOR MIFFLIN SENIOR HIGH SCHOOL SPORTS MEDICINE EMERGENCY ACTION PLAN

BERKS LANES (BOWLING)

Emergency Personnel: Certified athletic trainer on call for practice and for competition.

Emergency Communication: Working cellular phone (coaches are to make sure cell phones are fully charged prior to start of practice or game).

Emergency Equipment: Medical kits with emergency cards at all practices and matches.

AED ON SITE AT FRONT COUNTER

Roles of First Responder (This is the first person on scene…coach, parent, athlete, athletic trainer):

1. Assess situation
2. Immediate care of injured or ill student-athlete/coach
3. Coach or other staff activates EMS

    a. Dial 911 from cellular phone (provide name, address, telephone number; number of individuals injured, condition of injured, first aid treatment provided; specific directions; other information as requested).

    NOTE: Please notify the staff athletic trainer(s) responsible for the team as soon as possible if he/she is not present.

4. Direction of EMS to scene
    a. Address: **Berks Lanes: 3190 Shillington Rd. Spring Township**

    b. Athletic trainer, coach or administrator will designate individual to "flag down" EMS and direct to scene

    c. Scene control: Sports medicine team will attempt to limit scene to first aid providers and designate coach/school personnel to move bystanders away from area

Venue Directions: Enter Berks Lanes parking lot by turning left off of 724. Entrance and bowling alley on your left as you enter parking lot.

Sports Medicine Staff: Tara Ludwig: 484-955-9123 **Kaylee Scheirer:** 610-790-7198

John Guiseppe (Athletic Director): 610-914-3588

GOVERNOR MIFFLIN SENIOR HIGH SCHOOL SPORTS MEDICINE

EMERGENCY ACTION PLAN

MIDDLE SCHOOL GYMNASIUM

Emergency Personnel: Certified athletic trainer on call for practice and on site for games

Emergency Communication: Working cellular phone (coaches are to make sure cell phones are fully charged prior to start of practice or game).

Emergency Equipment: Medical kits with emergency cards at all practices and game. Other medical supplies (AED, splints, crutches) maintained in Governor Mifflin athletic training room.

CLOSEST PUBLIC AED: OUTSIDE MAIN GYM DOORS ON THE WALL

Roles of First Responder (This is the first person on scene…coach, parent, athlete, athletic trainer):

1. Assess situation
2. Immediate care of injured or ill student-athlete/coach
3. Coach or other staff activates EMS
   a. Dial 911 from cellular phone (provide name, address, telephone number; number of individuals injured, condition of injured, first aid treatment provided; specific directions; other information as requested).
      NOTE: Please notify the staff athletic trainer(s) responsible for the team as soon as possible if he/she is not present.

4. Direction of EMS to scene
   a. Address: **130 E. Lancaster Avenue, Shillington Borough**

   b. Athletic trainer, coach or administrator will designate individual to "flag down" EMS and direct to scene

   c. Scene control: Sports medicine team will attempt to limit scene to first aid providers and designate coach/school personnel to move bystanders away from area

Venue Directions: The middle school is located across the street from the Governor Mifflin senior high school. Entrance is at the stop sign on Waverly St. just across from the softball fields. Gym entrance is at DOOR 2 of middle school.

Sports Medicine Staff: Tara Ludwig: 484-955-9123 **Kaylee Scheirer:** 610-790-7198

John Guiseppe (Athletic Director): 610-914-3588


GM Middle School Gym
Access middle school gym by turning left off of Waverly Street into middle school parking lot. Someone will flag down at first set of doors (Door 2).
Legend
Line 2
Line 2
Google Earth
©2018 Google
200 ft
N

GOVERNOR MIFFLIN SENIOR HIGH SCHOOL SPORTS MEDICINE EMERGENCY ACTION PLAN

RULON GRIFFITH BASEBALL FIELD/JH BASEBALL FIELD

Emergency Personnel: Certified athletic trainer on call for practice and on site for competition.

Emergency Communication: Working cellular phone (coaches are to make sure cell phones are fully charged prior to start of practice or game).

Emergency Equipment: Medical kits with emergency cards at all practices and game. Other medical supplies (AED, splints, crutches) maintained in Governor Mifflin athletic training room.

CLOSEST PUBLIC AED: VARSITY HOME DUGOUT

Roles of First Responder (This is the first person on scene…coach, parent, athlete, athletic trainer…):

1. Assess situation
2. Immediate care of injured or ill student-athlete/coach
3. Coach or other staff activates EMS
    a. Dial 911 from cellular phone (provide name, address, telephone number; number of individuals injured, condition of injured, first aid treatment provided; specific directions; other information as requested).
    NOTE: Please notify the staff athletic trainer(s) responsible for the team as soon as possible if he/she is not present.

4. Direction of EMS to scene
    a. Address: **601 Philadelphia Avenue, Shillington Borough**
    b. Athletic trainer, coach or administrator will designate individual to "flag down" EMS and direct to scene

    c. Scene control: Sports medicine team will attempt to limit scene to first aid providers and designate coach/school personnel to move bystanders away from area

Venue Directions: Access the varsity baseball field via the gate directly off of 724 next to the baseball shed/batting cage. Access the JH/JV baseball field through the parking lot of the Intermediate School (600 Governor Drive). Drive into parking lot, go past the flag pole and in between the two schools and see the field straight ahead.

Sports Medicine Staff: Tara Ludwig: 484-955-9123 **Kaylee Scheirer:** 610-790-7198

John Guiseppe (Athletic Director): 610-914-3588

GM Varsity Baseball

Untitled layer

Line 1

Access the baseball field off of 724. There is a gate directly off of 724 where the baseball shed is located.

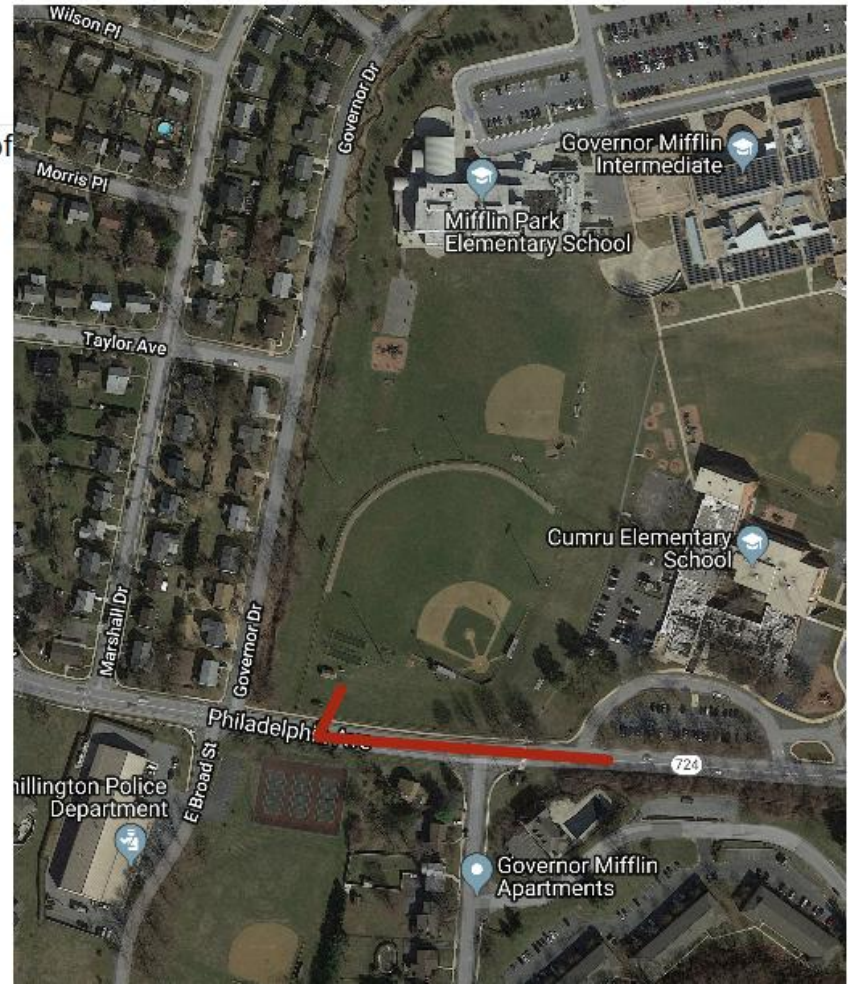


JH Baseball
Access the JH Baseball field from Governor Drive into GMIS parking lot.
Drive straight, past the flag pole and in between the two buildings. Field is straight ahead.
Legend
Feature 1
Governor Mifflin
Google Earth
© 2018 Google
N
200 ft

GOVERNOR MIFFLIN SENIOR HIGH SCHOOL SPORTS MEDICINE EMERGENCY ACTION PLAN

VARSITY/JV/JUNIOR HIGH SOFTBALL FIELDS

Emergency Personnel: Certified athletic trainer on call for practice and on site for competition.

Emergency Communication: Working cellular phone (coaches are to make sure cell phones are fully charged prior to start of practice or game).

Emergency Equipment: Medical kits with emergency cards at all practices and game. Other medical supplies (AED, splints, crutches) maintained in Governor Mifflin athletic training room.

CLOSEST PUBLIC AED: VARSITIY SOFTBALL ATTACHED TO PRESS BOX

Roles of First Responder (This is the first person on scene…coach, parent, athlete, athletic trainer…):

1. Assess situation
2. Immediate care of injured or ill student-athlete/coach
3. Coach or other staff activates EMS
   a. Dial 911 from cellular phone (provide name, address, telephone number; number of individuals injured, condition of injured, first aid treatment provided; specific directions; other information as requested).
      NOTE: Please notify the staff athletic trainer(s) responsible for the team as soon as possible if he/she is not present.

4. Direction of EMS to scene
   a. Address: **101 S. Waverly Street, Shillington Borough**

   b. Athletic trainer, coach or administrator will designate individual to "flag down" EMS and direct to scene

   c. Scene control: Sports medicine team will attempt to limit scene to first aid providers and designate coach/school personnel to move bystanders away from area

Venue Directions: Access the softball fields directly from Waverly Street or from the Governor Mifflin senior high school parking lot. If looking at the fields from Waverly, JV is first field, varsity is second with the press box, junior high is behind the varsity field. (EMS PERSONNEL MAY ACCESS JH FIELD AT FENCING OFF OF LANCASTER AVE BEFORE MIFFLIN BOULEVARD)

Sports Medicine Staff: Tara Ludwig: 484-955-9123 **Kaylee Scheirer:** 610-790-7198

John Guiseppe (Athletic Director): 610-914-3588


JH SB
V SB
Waverly St

GOVERNOR MIFFLIN SENIOR HIGH SCHOOL SPORTS MEDICINE

EMERGENCY ACTION PLAN

SHILLINGTON PARK/CROSS COUNTRY

Emergency Personnel: Certified athletic on call for practice and on site for competition.

Emergency Communication: Working cellular phone (coaches are to make sure cell phones are fully charged prior to start of practice or game).

Emergency Equipment: Medical kits with emergency cards at all practices and game. Other medical supplies (AED, splints, crutches) maintained in Governor Mifflin athletic training room.

CLOSEST PUBLIC AED: VARSITY BASEBALL HOME DUGOUT

Roles of First Responder (This is the first person on scene…coach, athlete, parent, athletic trainer…):

1. Assess situation
2. Immediate care of injured or ill student-athlete/coach
3. Coach or other staff activates EMS
    a. Dial 911 from cellular phone (provide name, address, telephone number; number of individuals injured, condition of injured, first aid treatment provided; specific directions; other information as requested).
    NOTE: Please notify the staff athletic trainer(s) responsible for the team as soon as possible if he/she is not present.

4. Direction of EMS to scene
    a. Address: **Route 724/Philadelphia Avenue (Cross Street Governor Drive); Cumru Township**
    b. Athletic trainer, coach or administrator will designate individual to "flag down" EMS and direct to scene
    c. Scene control: Sports medicine team will attempt to limit scene to first aid providers and designate coach/school personnel to move bystanders away from area

Venue Directions: Shillington Park is located off of 724 across the street from the baseball fields and next to the tennis courts. Direct EMS to injured athlete from there.

Sports Medicine Staff: Tara Ludwig: 484-955-9123 **Kaylee Scheirer:** 610-790-7198

John Guiseppe (Athletic Director): 610-914-3588


CROSS COUNTRY
Access off of 724 turn left onto Broad Street (police station to your right). Someone will flag down right off of broad and guide to injured person.
Legend
CROSS COUNTRY SHILLINGTON PARK
Line 2
Line 2
Shillington Police And Maintenance Bldg
CROSS COUNTRY SHILLINGTON PARK
Google Earth
©2018 Google
200 ft
N

GOVERNOR MIFFLIN SENIOR HIGH SCHOOL SPORTS MEDICINE

EMERGENCY ACTION PLAN

TENNIS COURTS/724 SOCCER FIELD

Emergency Personnel: Certified athletic trainer on call for practice and on site for competition.

Emergency Communication: Working cellular phone (coaches are to make sure cell phones are fully charged prior to start of practice or game).

Emergency Equipment: Medical kits with emergency cards at all practices and game. Other medical supplies (AED, splints, crutches) maintained in Governor Mifflin athletic training room.

CLOSEST PUBLIC AED: BOX ATTACHED TO BATHROOMS AT TENNIS COURT

Roles of First Responder (This is the first person on scene...coach, parent, athlete, athletic trainer…):

1. Assess situation
2. Immediate care of injured or ill student-athlete/coach
3. Coach or other staff activates EMS
    a. Dial 911 from cellular phone (provide name, address, telephone number; number of individuals injured, condition of injured, first aid treatment provided; specific directions; other information as requested).
    NOTE: Please notify the staff athletic trainer(s) responsible for the team as soon as possible if he/she is not present.

4. Direction of EMS to scene
    a. Address: **661 Philadelphia Ave. Shillington Borough**

    b. Athletic trainer, coach or administrator will designate individual to "flag down" EMS and direct to scene

    c. Scene control: Sports medicine team will attempt to limit scene to first aid providers and designate coach/school personnel to move bystanders away from area

Venue Directions: **Tennis courts** located directly off of Philadelphia Avenue in between the Kenhorst shopping plaza and the army reserve barracks. **724 field** is located directly behind tennis courts.

Sports Medicine Staff: Tara Ludwig: 484-955-9123 **Kaylee Scheirer:** 610-790-7198

John Guiseppe (Athletic Director): 610-914-3588


Legend
Line 2
Line 2
Shillington Police And Maintenance Bldg
TENNIS/JH SOCCER
Tennis courts located directly off of 724 (turn right into parking lot).
In between army barracks and Kenhort shopping plaza. JH Soccer field directly behind tennis courts.
Somone will flag down in parking lot and direct.
Google Earth
©2018 Google
200 ft
N

GOVERNOR MIFFLIN SENIOR HIGH SCHOOL SPORTS MEDICINE

EMERGENCY ACTION PLAN

WRESTLING ROOM (AUXILLIARY GYM)

Emergency Personnel: Certified athletic trainer on call for practice

Emergency Communication: Working cell phone (coaches are to make sure cell phones are fully charged prior to start of practice or game).

Emergency Equipment: Medical kits with emergency cards at all practices and game. Other medical supplies (AED, splints, crutches) maintained in Governor Mifflin athletic training room.

CLOSEST PUBLIC AED: OUTSIDE WRESTLING ROOM, HALLWAY WALL JUST BEFORE WEIGHT ROOM

Roles of First Responder (This is the first person on scene…coach, parent, athlete, athletic trainer…):

1. Assess situation
2. Immediate care of injured or ill student-athlete/coach
3. Coach or other staff activates EMS

    a. Dial 911 from cellular phone (provide name, address, telephone number; number of individuals injured, condition of injured, first aid treatment provided; specific directions; other information as requested).
    NOTE: Please notify the staff athletic trainer(s) responsible for the team as soon as possible if he/she is not present.

4. Direction of EMS to scene
    a. Address: **101 S. Waverly Street, Shillington Borough**
    b. Athletic trainer, coach or administrator will designate individual to "flag down" EMS and direct to scene

    c. Scene control: First responder will attempt to limit scene to first aid providers and designate coach/school personnel to move bystanders away from area

Venue Directions: The wrestling room is located at the auxiliary gym entrance of the high school (entrance closest to the church). Enter high school doors 21 or 20 and wrestling room is directly to the right inside doors labeled "GYM F".

Sports Medicine Staff: Tara Ludwig: 484-955-9123 **Kaylee Scheirer:** 610-790-7198

John Guiseppe (Athletic Director): 610-914-3588


GMHS
Wrestling
Mifflin Blvd
Google Earth
2018 Google
200 ft
N

GOVERNOR MIFFLIN SENIOR HIGH SCHOOL SPORTS MEDICINE

EMERGENCY ACTION PLAN

WRESTLING ROOM (GMACC)

Emergency Personnel: Certified athletic trainer on call for practice

Emergency Communication: Working cell phone (coaches are to make sure cell phones are fully charged prior to start of practice or game).

Emergency Equipment: Medical kits with emergency cards at all practices and game. Other medical supplies (AED, splints, crutches) maintained in Governor Mifflin athletic training room.

CLOSEST PUBLIC AED: RIGHT OUTSIDE WRESTLING ROOM DOORS ALONG GYM SIDE WALL OF HALLWAY

Roles of First Responder (This is the first person on scene…coach, parent, athlete, athletic trainer…):

1. Assess situation
2. Immediate care of injured or ill student-athlete/coach
3. Coach or other staff activates EMS

    a. Dial 911 from cellular phone (provide name, address, telephone number; number of individuals injured, condition of injured, first aid treatment provided; specific directions; other information as requested).
    NOTE: Please notify the staff athletic trainer(s) responsible for the team as soon as possible if he/she is not present.

4. Direction of EMS to scene
    a. Address: **50 S. Waverly Street, Shillington Borough**
    b. Athletic trainer, coach or administrator will designate individual to "flag down" EMS and direct to scene

    c. Scene control: First responder will attempt to limit scene to first aid providers and designate coach/school personnel to move bystanders away from area

Venue Directions: Enter through main entrance of GMACC. Elevator or stair access to the right in main lobby. Flaggers should be outside main entrance waiting for EMS to arrive.

Sports Medicine Staff: Tara Ludwig: 484-955-9123 **Kaylee Scheirer:** 610-790-7198

John Guiseppe (Athletic Director): 610-914-3588


Sports Med
Front Entrance
GMACC
Waverly
MPF
Multipurpose
Wrestling

GOVERNOR MIFFLIN SENIOR HIGH SCHOOL SPORTS MEDICINE

EMERGENCY ACTION PLAN

GMACC WEIGHT ROOM

Emergency Personnel: Certified athletic trainer on call during sporting event hours.

Emergency Communication: Working cellular phone (coaches are to make sure cell phones are fully charged prior to start of practice or game).

Emergency Equipment: Medical kits with emergency cards at all practices and game. Other medical supplies (AED, splints, crutches) maintained in Governor Mifflin athletic training room.

CLOSEST PUBLIC AED: ON WALL DIRECTLY OUTSIDE OF WEIGHT ROOM CLOSEST TO THE LOBBY

Roles of First Responders (This is the first person on scene…coach, parent, athlete, athletic trainer…):

1. Assess situation

2. Immediate care of injured or ill student-athlete/coach
3. Coach or other staff activates EMS

    a. Designate person to dial 911 (provide name, address, telephone number; number of individuals injured, condition of injured, first aid treatment provided; specific directions; other information as requested).

    NOTE: Please notify the staff athletic trainer(s) responsible for the team as soon as possible if he/she is not present.

4. Direction of EMS to scene
    a. Address: **50 S. Waverly Street, Shillington Borough**
    b. Athletic trainer, coach or administrator will designate individual to "flag down" EMS and direct to scene
    c. Scene control: Sports medicine team will attempt to limit scene to first aid providers and designate coach/school personnel to move bystanders away from area

Venue Directions: Enter through the main entrance of the GMACC. Weight room is on the FIRST floor, turning right as you walk into the main entrance. Flaggers should be waiting for EMS outside main entrance of GMACC.

Sports Medicine Staff: Tara Ludwig: 484-955-9123 **Kaylee Scheirer:** 610-790-7198

John Guiseppe (Athletic Director): 610-914-3588


GMACC
Weight
Room

Emergency Action Plan: Governor Mifflin Intermediate School Pool

Emergency Personnel: **1**.Certified athletic trainer on call for practice and competition (stationed in ` athletic training room of high school);

2.POOL: Lifeguard on deck for practice and competition. All swim coaches are CPR/AED certified.

Emergency Communication:

1.Working cell phone (coaches are to make sure cell phones are fully charged prior to start of practice or game.)

2.Fixed telephone line in Pool Office.

Emergency Equipment: Supplies (AED, trauma kit, splint kit) maintained in Governor Mifflin Athletic Training Room located at high school. **Spine board on pool deck.**

CLOSEST PUBLIC AED: If inside the pool, closest AED is located just outside of the grey door that leads into the lobby. AED is on the wall of the lobby.

Roles of First Responder (This is the first person on scene…coach, athlete, parent, athletic trainer…):

1. Assess Situation
2. Immediate care of the injured or ill student-athlete
    a. **POOL: LIFEGUARDS** will execute water rescue for athlete in water: **ATHLETIC TRAINER** will initiate care as soon as athlete reaches pool deck
3. Activation of emergency medical system (EMS) – Lifeguard OR coach will call EMS 911 (provide name, address, telephone number; number of individuals injured; condition of injured; first aid treatment; specific directions; other information as requested)

NOTE: Please notify the staff athletic trainer(s) responsible for the team as soon as possible if he/she is not present.

4. Direction of EMS to scene
    a. Address: **600 Governor Drive, Shillington Borough**
    b. Athletic trainer, coach or administrator will designate individual to "flag down" EMS and direct to scene
    c. Scene control: Sports medicine team will delegate coach/administrator to limit scene to first aid providers and move bystanders away from area

Venue Directions: **POOL:** Access the pool through GMIS parking lot. Enter double maroon doors (DOOR 6).

Sports Medicine Staff: Tara Ludwig: 484-955-9123 **Kaylee Scheirer:** 610-790-7198

John Guiseppe (Athletic Director): 610-914-3588

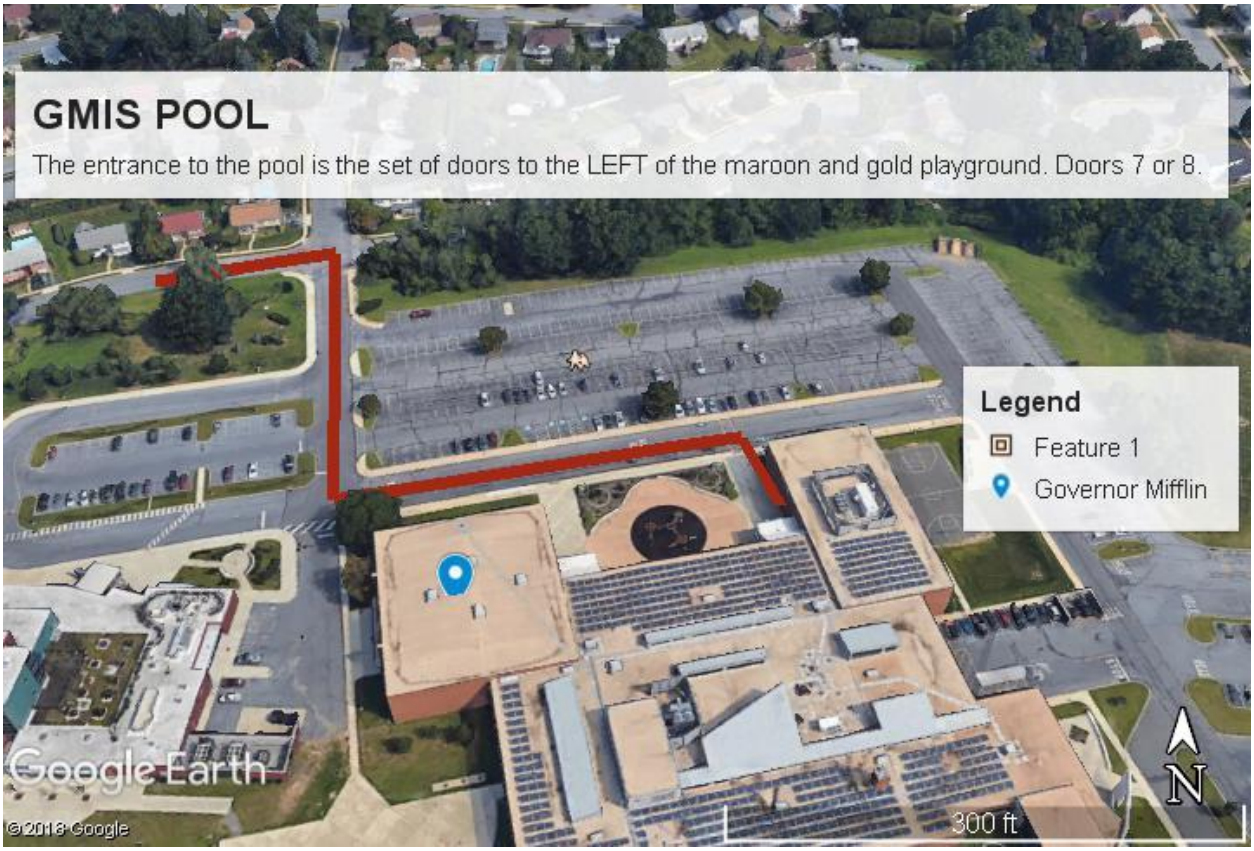

GOVERNOR MIFFLIN SENIOR HIGH SCHOOL SPORTS MEDICINE EMERGENCY ACTION PLAN

Transportation Field (Any Sport Practice Field)

Emergency Personnel: Certified athletic trainer on call for practice.

Emergency Communication: Working cellular phone (coaches are to make sure cell phones are fully charged prior to start of practice or game).

Emergency Equipment: Medical kits with emergency cards at all practices and game. Other medical supplies (AED, splints, crutches) maintained in Governor Mifflin athletic training room.

CLOSEST PUBLIC AED: Attached to main entrance of transportation building directly next to transportation field. Alarm will sound.

Roles of First Responders:

1. Assess situation
2. Immediate care of injured or ill student-athlete/coach
3. Coach or other staff activates EMS
    a. Dial 911 from cellular phone (provide name, address, telephone number; number of individuals injured, condition of injured, first aid treatment provided; specific directions; other information as requested).
    NOTE: Please notify the staff athletic trainer(s) responsible for the team as soon as possible if he/she is not present.

4. Direction of EMS to scene
    a. Address: 610 Governor Drive, Cumru Township

    b. Athletic trainer, coach or administrator will designate individual to "flag down" EMS and direct to scene

    c. Scene control: Sports medicine team will attempt to limit scene to first aid providers and designate coach/school personnel to move bystanders away from area

Venue Directions: Access transportation field via Governor Drive by driving into GMIS entrance. Follow the parking lot all the way to the end of the school. Field is straight ahead, next to transportation building (look for the buses).

Sports Medicine Staff: Tara Ludwig: 484-955-9123 **Kaylee Scheirer:** 610-790-7198

John Guiseppe (Athletic Director): 610-914-3588


Transportation Field
JH Soccer
Access the field using GMIS address (600 Governor Drive, Shillington, PA 19607).
Drive into entrance of GMIS and follow parking lot past the school.
Transportation field is straight ahead next to the transportation building (look for buses).
Can also access field off of 724 and turn into Cumru Elementary.
Follow "one-way" road to the right of the elementary school all the way down the hill.
Transportation field is at the bottom of thedrive, behind transportation building.
Legend
Feature 1
Transportation Field
Transportation Field
Governor Mifflin Intermediate School
Google Earth
N
200 ft

LIGHTNING SITE-SPECIFIC EMERGENCY ACTION PLAN

- **NO place outside is safe when thunderstorms are in the area!**
- **When thunder roars, go indoors!**
- **Half an hour since thunder roars, now it's safe to go outdoors!**

GM Stadium/Multipurpose Field/Throwing/Softball Fields Lightning Emergency Action Plan

1. Plan ahead by checking weather reports each day.
2. Chain of command: **Athletic Director and Athletic Trainer will make the decision to remove individuals from the field or activity.** The athletic trainer will then assist with the relocation of athletes/coaches/spectators to a safe location.
3. Know where closest safe shelter is located!
4. If lightning is seen or thunder is heard and the decision to cease all activity has been made, ALL athletes/coaches/spectators/referees must immediately leave the stadium and seek safe shelter. Spectators may follow to seek shelter at the school. Away teams may seek shelter in their buses.
    a. Teams/referees coming from the **GM STADIUM or MULTIPURPOSE FIELD** will be escorted into **the GMACC via side or main entrance doors.**
    b. Teams/referees coming from the **THROWING FIELD AWAY FROM THE STADIUM** should return to the STADIUM with their team and receive instruction from there.
    c. Teams/ referees coming from the **SOFTBALL FIELDS** will be escorted into the **high school main gym lobby (Door #11)** for shelter. Away teams may also take shelter on buses.
5. Stay away from tall trees, lone objects, metal objects or open fields.
6. Allow ***30 minutes*** to pass after the last sound of thunder or flash of lighting before resuming any athletic activity.
7. Cell phones may be used in the event of an emergency.
8. Lightning strike victims do not carry an electrical charge. CPR/AED use is safe for the responder and has been shown to be effective in reviving lightning strike victim.

LIGHTNING SITE-SPECIFIC EMERGENCY ACTION PLAN

- **NO place outside is safe when thunderstorms are in the area!**
- **When thunder roars, go indoors!**
- **Half an hour since thunder roars, now it's safe to go outdoors!**

Baseball Fields/Tennis Court/Shillington Park Lightning Emergency Action Plan

9. Plan ahead by checking weather reports each day.
10. Chain of command: **Athletic Director will make the decision to remove individuals from the field or activity.** The athletic trainer will then assist with the relocation of athletes/coaches/spectators to a safe location. ****If the athletic director is not on campus, the ATHLETIC TRAINER will assume command and make the decision to remove individuals from field.****
11. Know where closest safe shelter is located!
12. If lightning is seen or thunder is heard and the decision to cease all activity has been made, ALL athletes/coaches/spectators/referees must immediately leave the stadium and seek safe shelter. Spectators may follow to seek shelter at the school. Away teams may seek shelter in their buses.
    a. **BASEBALL/SHILLINGTON PARK/TENNIS:** seek shelter at **CUMRU ELEMENTARY SCHOOL THROUGH MAIN ENTRANCE DOOR #1**
13. Stay away from tall trees, lone objects, metal objects or open fields.
14. Allow ***30 minutes*** to pass after the last sound of thunder or flash of lighting before resuming any athletic activity.
15. Cell phones may be used in the event of an emergency.
16. Lightning strike victims do not carry an electrical charge. CPR/AED use is safe for the responder and has been shown to be effective in reviving lightning strike victim.

LIGHTNING SITE-SPECIFIC EMERGENCY ACTION PLAN

- **NO place outside is safe when thunderstorms are in the area!**
- **When thunder roars, go indoors!**
- **Half an hour since thunder roars, now it's safe to go outdoors!**

724 Field/Transportation Field Lightning Emergency Action Plan

17. Plan ahead by checking weather reports each day.
18. Chain of command: **Athletic Director will make the decision to remove individuals from the field or activity.** The athletic trainer will then assist with the relocation of athletes/coaches/spectators to a safe location. ****If the athletic director is not on campus, the ATHLETIC TRAINER will assume command and make the decision to remove individuals from field.****
19. Know where closest safe shelter is located!
20. If lightning is seen or thunder is heard and the decision to cease all activity has been made, ALL athletes/coaches/spectators/referees must immediately leave the stadium and seek safe shelter. Spectators may follow to seek shelter at the school. Away teams may seek shelter in their buses.
    a. **724 FIELD/TRANSPORTATION FIELD**: seek shelter at **INTERMEDIATE SCHOOL THROUGH DOOR #4 ON SIDE OF BUILDING CLOSEST TO TRANSPORTATION FIELD.**
21. Stay away from tall trees, lone objects, metal objects or open fields.
22. Allow ***30 minutes*** to pass after the last sound of thunder or flash of lighting before resuming any athletic activity.
23. Cell phone may be used in the event of an emergency.
24. Lightning strike victims do not carry an electrical charge. CPR/AED use is safe for the responder and has been shown to be effective in reviving lightning strike victim.