



A Cline Parent's Guide to Traffic/Arrival/Dismissal

The good, the bad, and the dangerous!

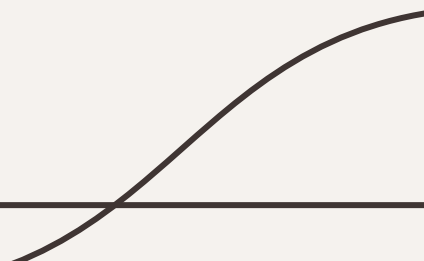


Table of Contents

Quick Guide

Times, locations, spots,
etc.

Arrival

The traffic flow, the dos,
the don'ts

Dismissal

The traffic flow, the dos,
the don'ts

Danger!

Please do not do these
things!

FAQ

But what about.....?



Note: For all intents and purposes, the term “car” includes all 2 and 4 wheel vehicle types. Golf carts, ATVs, and motorcycles are included in the use of this term.



Quick Guide



Important Times

7:05 am- Doors open to allow students in.

Students may NOT be left unsupervised before that time!

Tardy time= 7:40 am

2:50pm- Dismissal Bell rings to begin the start of dismissal groups.

Note: For the first 2 weeks, we will begin 15 minutes earlier to allow for students to learn procedures.



Important Spots

Front Door- Car riders arrive & dismiss from here

Courtyard Gates- Walkers & bike riders dismiss from here

Bus Loop- buses only

See map on following pages for locations marked.



Special Drop-Offs

Choir Kids- Front door drop off area

Tutorial Kids- Front door only with special permission or slip from teacher.

NOTE: Do NOT send these students through traffic lines to drop them off!

Arrival



DO

- **Leave the house earlier** than you think you will need to. There is a long wait time that fluctuates depending on time of week/year and weather.
- **Teach your child to** unbuckle their own seatbelt, grab their backpack/lunchbox and **exit INDEPENDENTLY** on the passenger side of the car.
- **Carpool with neighbors**, if you can. This helps cut down on the car line.



DON'T

- **Do not make your own drop off path.** The only exceptions are parents who need handicapped spaces, and teachers who are going around you to be able to park their cars and get to work on time. They have special parking tags for this purpose.
- **Do not wait for an adult or student safety monitor** to open your car door. This is an added benefit, but is not mandatory for their exit from your vehicle.
- **Do not park your car and walk your child to the door.** The only exception to this rule applies to parents of handicapped or special needs students.
- **Do not use the bus loop to drop off!** This area is for buses and staff parking only.

Arrival and/or Dismissal Areas

Friendswood Lakes

FRONT
ENTRANCE

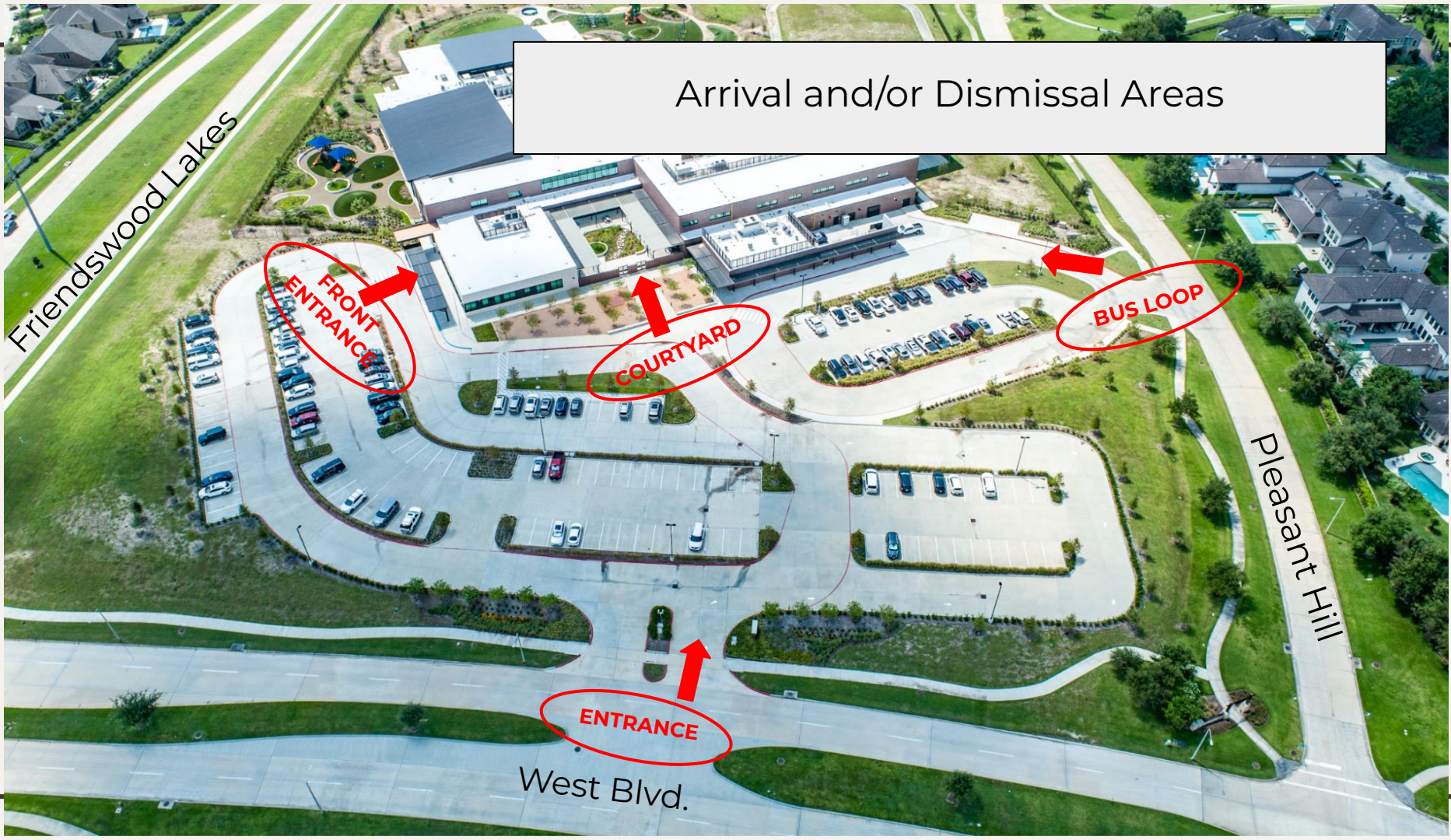
COURTYARD

BUS LOOP

ENTRANCE

West Blvd.

Pleasant Hill



Car Rider Drop Off & Pick Up Path

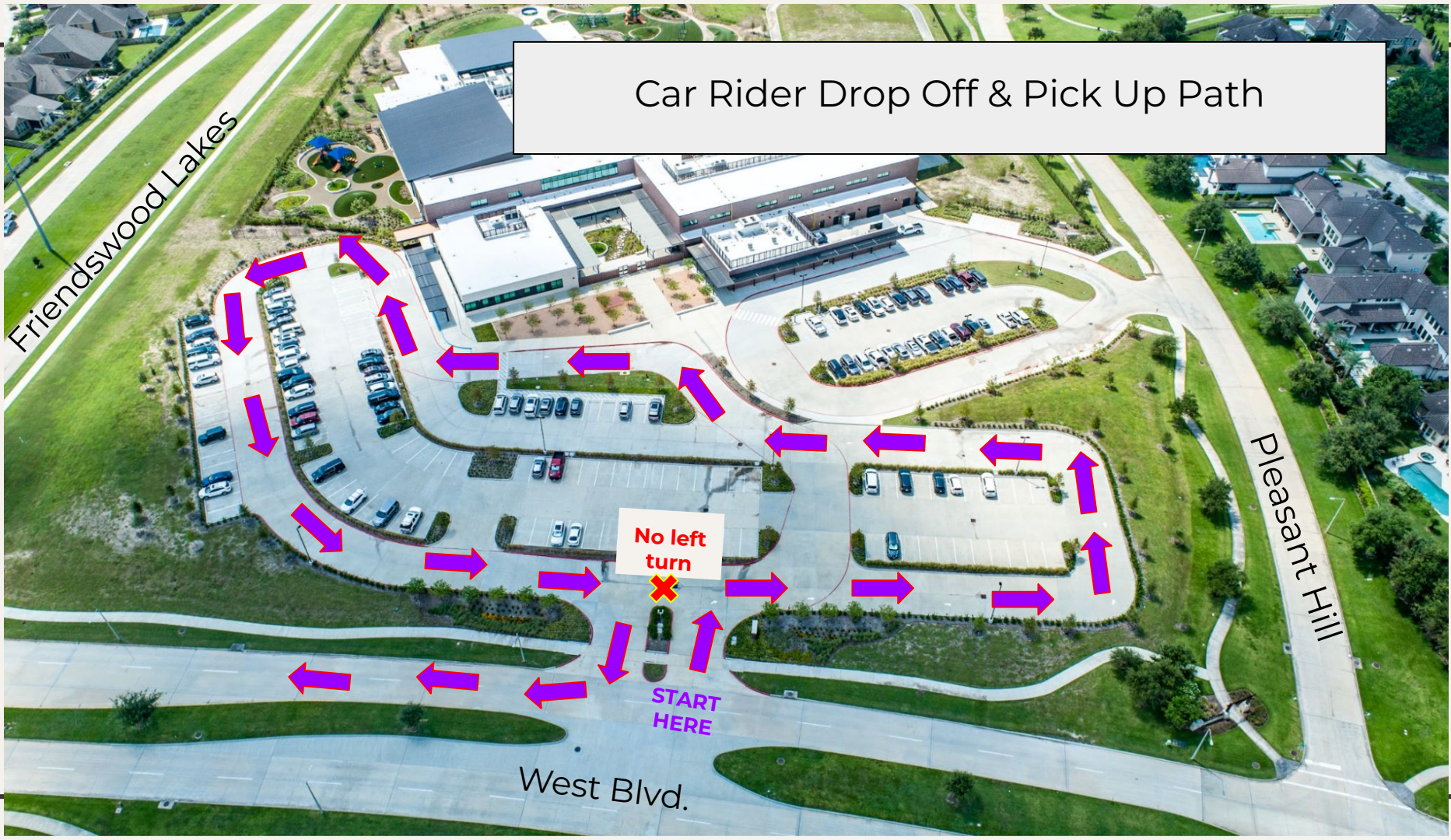
Friendswood Lakes

Pleasant Hill

No left turn

START HERE

West Blvd.



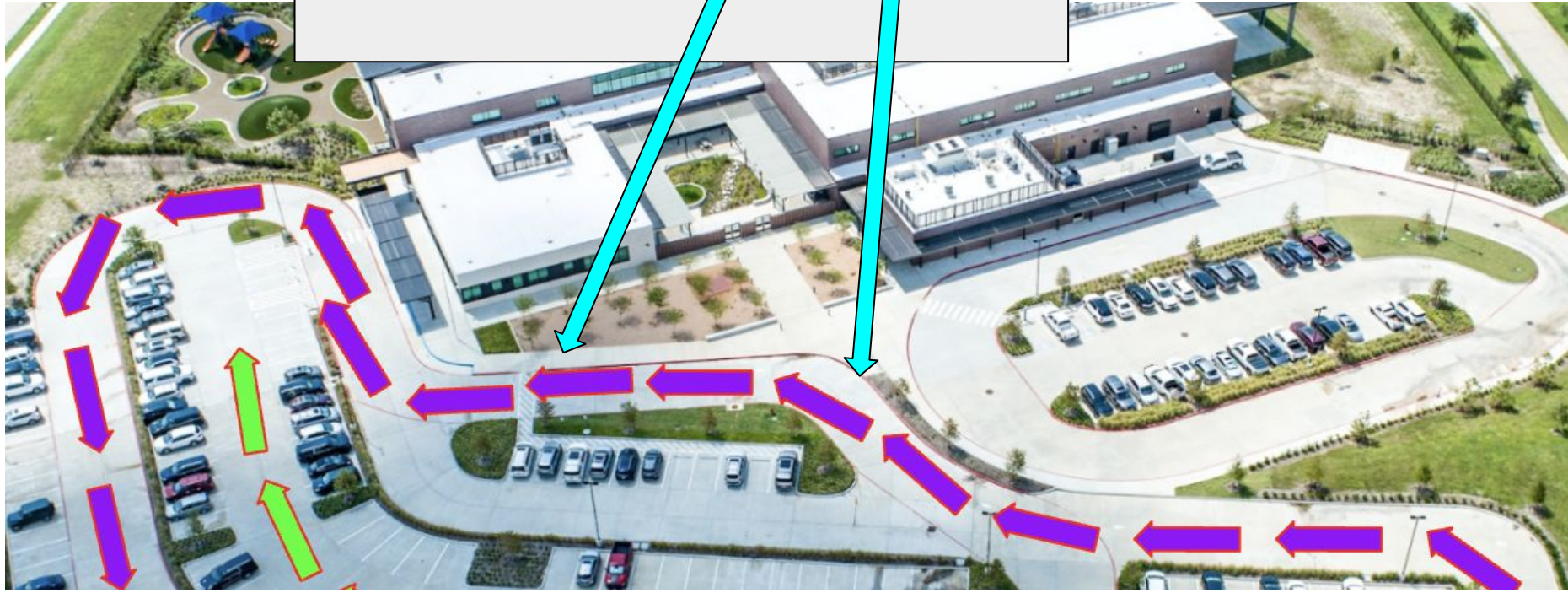


Purple arrows= All car rider drop offs

Green arrows= all Staff members and 5 minute parking pass parents (special circumstances like handicapped or disabled)

*Anyone attempting to use the green arrow path will be asked to show their special tag given by the office.

Note: All students may enter using the cafeteria door OR the front door. If your car is stopped between HERE and HERE...



...then please encourage your child to use the cafeteria doors. We have adults there to greet them.



Dismissal



DO

- **Communicate with your child each morning** if their afternoon transportation will be different.
- **Have your YELLOW CARD** (given at Meet the Teacher) ready for walker and car rider pick up. This will be used for approximately the first two weeks of school, at which point all regular car rider parents will have a Car Rider Pro tag.
- **Park your car if you need to buckle your child into their carseat.** Attempting this task while in the car rider line holds up traffic for others. Pick up your child and then park your car to take care of this.



DON'T

- **Park in the parking lot and walk up to pick up your child as a “walker”.** The walker pickup area is for families who walk from their home to the school, and then walk back to their house.

Danger




For the protection of your child, **please do not:**

- Drop your child off at **ANY** other spot other than the car rider drop-off line. Creating your own car rider drop off line and having your child cross traffic is dangerous!
- Do not drop your child off on Pleasant Hill and then have them walk to school. This creates a backup for buses and other parents who are using this road to get into the car rider line. It also makes things difficult for others.
- Do not park or pull over on Friendswood Parkway to drop your child off or to walk them over the hill to the front parking lot.

“FAQ”

<ul style="list-style-type: none">• What if I need a Car Rider Pro tag?	You may get one from the front office.
<ul style="list-style-type: none">• Will my old Car Rider Pro tag work this year?	Yes! You can use it as long as you have children at Cline. Any new Cline siblings will be added to the same account.
<ul style="list-style-type: none">• Can I purchase additional tags?	Yes. The first one is free, and additional tags are \$5 each.
<ul style="list-style-type: none">• What if I have to change my child’s method of transportation mid-day?	Call the office. Do NOT email the teacher, since they are not able to check email throughout the day and may not see it in time.



Thank you for helping us sustain order and safety as we receive and dismiss over 900 students each day! It's no easy task! Your patience and adherence to the rules is greatly appreciated!

–Cline Admin

