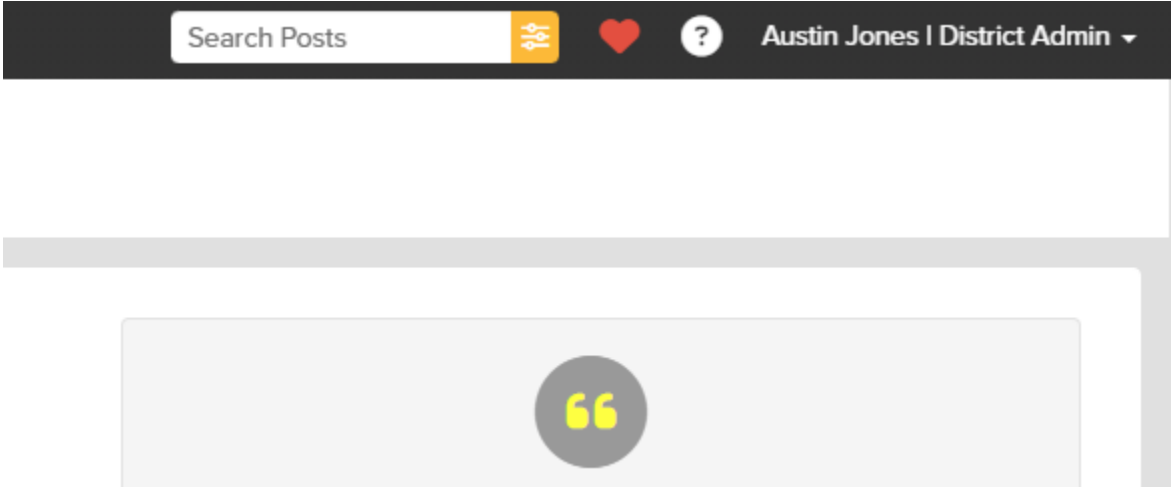
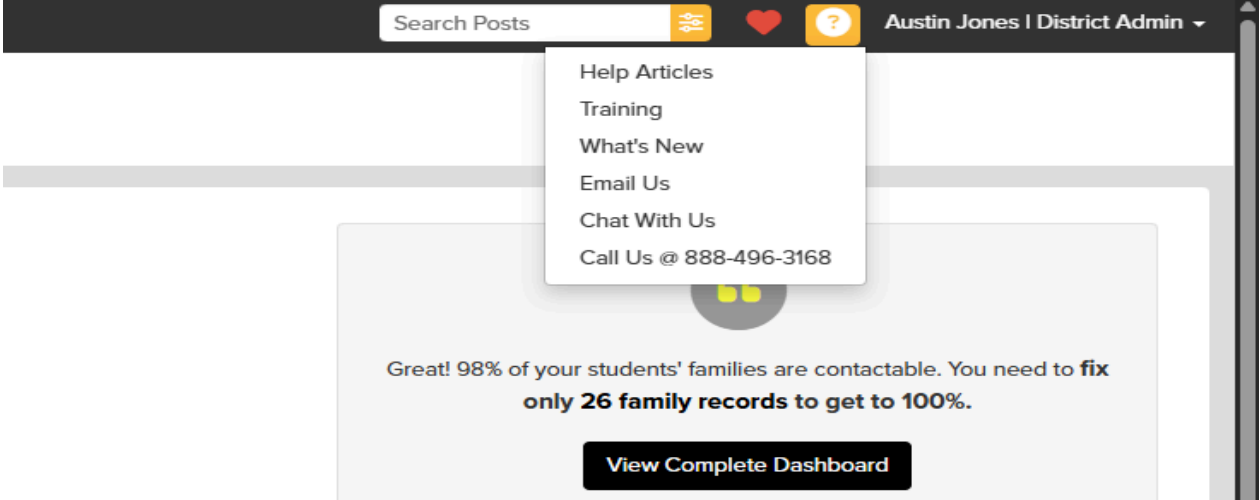


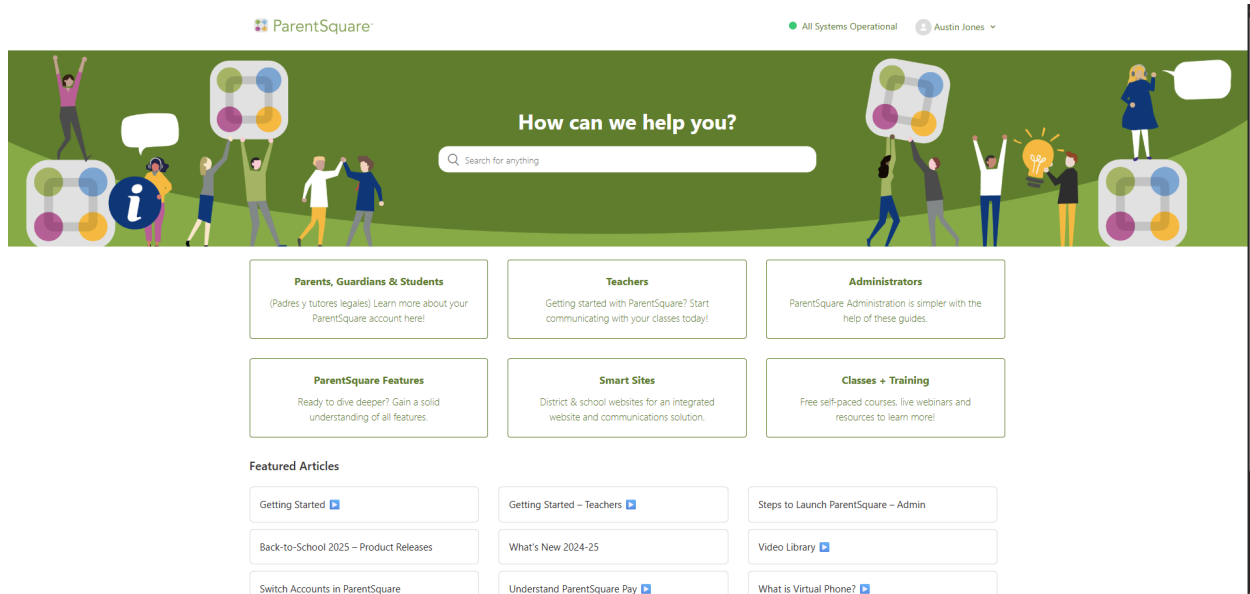
Once logged in, at your home dashboard you will see a question mark in the top right corner next to your name.



Clicking that will reveal a few options:



The first one, “help articles” is a great resource for finding out specific questions. Clicking that will take you to the following page:



Here you can directly search for keywords or terms related to your topic. You can also click the various topic leads to find concentrated information. For example, the “Teachers” option.

ParentSquare > Teachers

Search

## Teachers

*Getting started with ParentSquare? Start communicating with your classes today!*

### Teachers

★ Getting Started – Teachers ▶

Training Resources for Teachers ▶

Send a Welcome Post ▶

Send a Direct Message ▶

Appointment Sign Up Posts ▶

Forms & Permission Slips for Teachers ▶

See all 16 articles

Here you can find various articles related to a teacher's use of the program. A very useful article is the "Getting Started" option you see at the top.

ParentSquare > Teachers > Teachers

Search

Home  
Parents, Guardians & Students >  
Teachers ▾  
Teachers ▾

- Getting Started – Teachers
- Training Resources for Teachers
- Send a Welcome Post
- Send a Direct Message
- Appointment Sign Up Posts
- Forms & Permission Slips for Teachers
- Create a Sign Up (Volunteers and Wish Lists)
- Teacher Tip: Use Groups to Support Student Needs
- Add Events to Your Class Calendar
- Connect LMS Calendars (Canvas, Google Classroom, etc.) to ParentSquare
- Upload Files
- Access Your Class Directory
- Add Teacher, Room Parent or Teacher Assistant to a Class


## Getting Started – Teachers

5 days ago · Updated

Follow

**Who can use this?**  
Teachers and anybody signed in to ParentSquare

### Navigation Basics Overview Video



Click play or watch on [Vimeo](#)

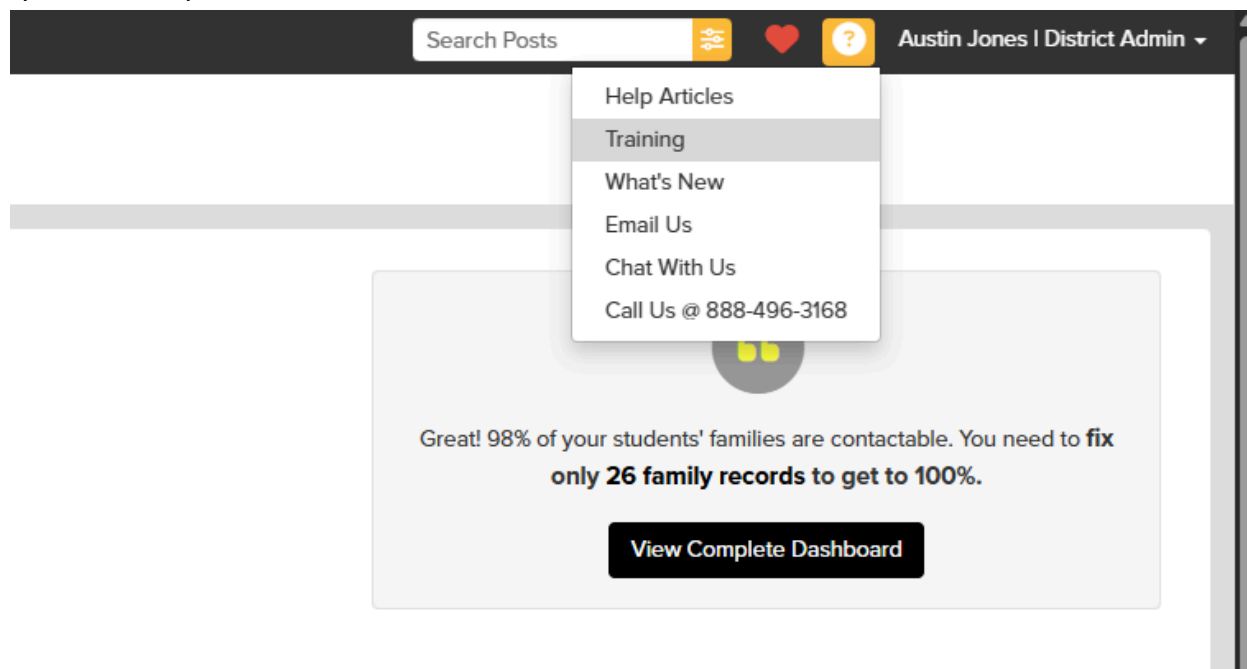
Quick Start Guide

### Table of contents

- Navigation Basics Overview Video
- Quick Start Guide
- Watch the Teacher Video - Navigation Basics above
- Read this introduction letter
- Assign a Co-Teacher, Room Parent or Assistant to your class
- Send a welcome message post
- Add events to your class calendar
- Send a direct message to a parent
- Post a class photo to ParentSquare
- Upload forms and flyers to ParentSquare
- Create a form or permission slip
- Create parent-teacher appointment sign-up
- Create a classroom wishlist
- Create a volunteer sign-up post

In that article you will find a video explaining the basics and several other written resources.

If you prefer a more “classroom” or course style learning method you can go to the “training” option of the question mark.



Once there, scroll down to the “ParentSquare Academy” section and click here to start learning.

## The ParentSquare Academy!

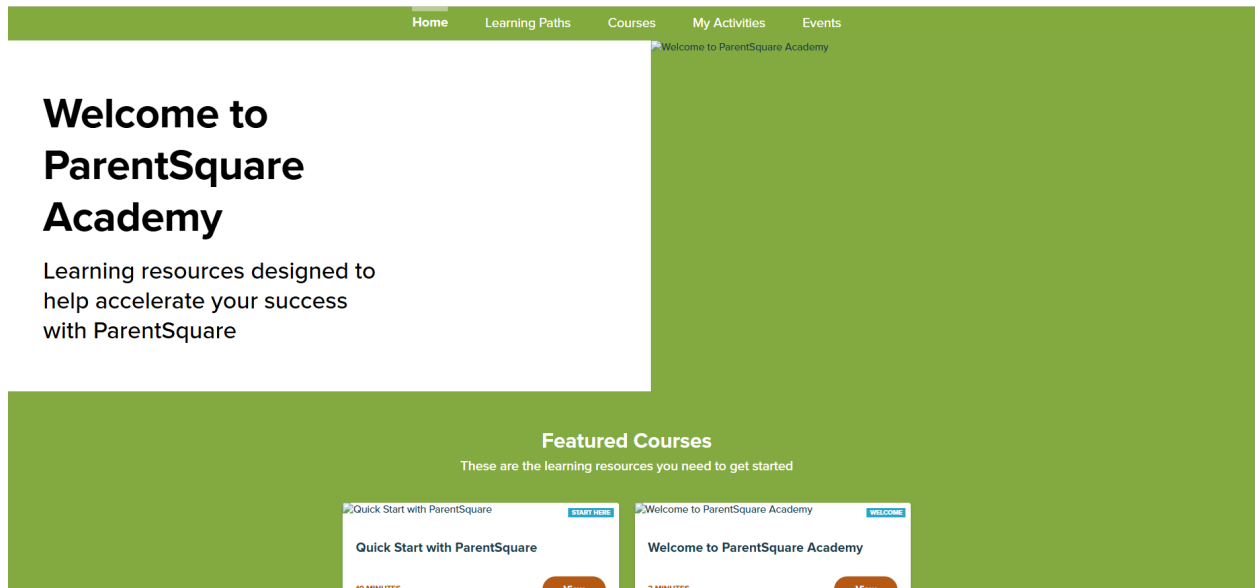
ParentSquare utilizes a modern, user-friendly, and feature-rich learning experience through our Learning Management System (LMS), the **ParentSquare Academy**. The Academy brings several benefits and allows for an enhanced training journey by:

- **Offering Seamless Access with Single Sign-On:** You can use your ParentSquare login credentials for easy and secure access.
- **Intuitive Interface:** Enjoy an intuitive, user-friendly interface that breezes through navigation.
- **Enhanced Social Sharing:** Benefit from social sharing features to share certifications on LinkedIn.
- **Robust Reporting and Analytics:** For our team, we can access more comprehensive reporting and analytics to track your progress and performance to inform our content for improvement.

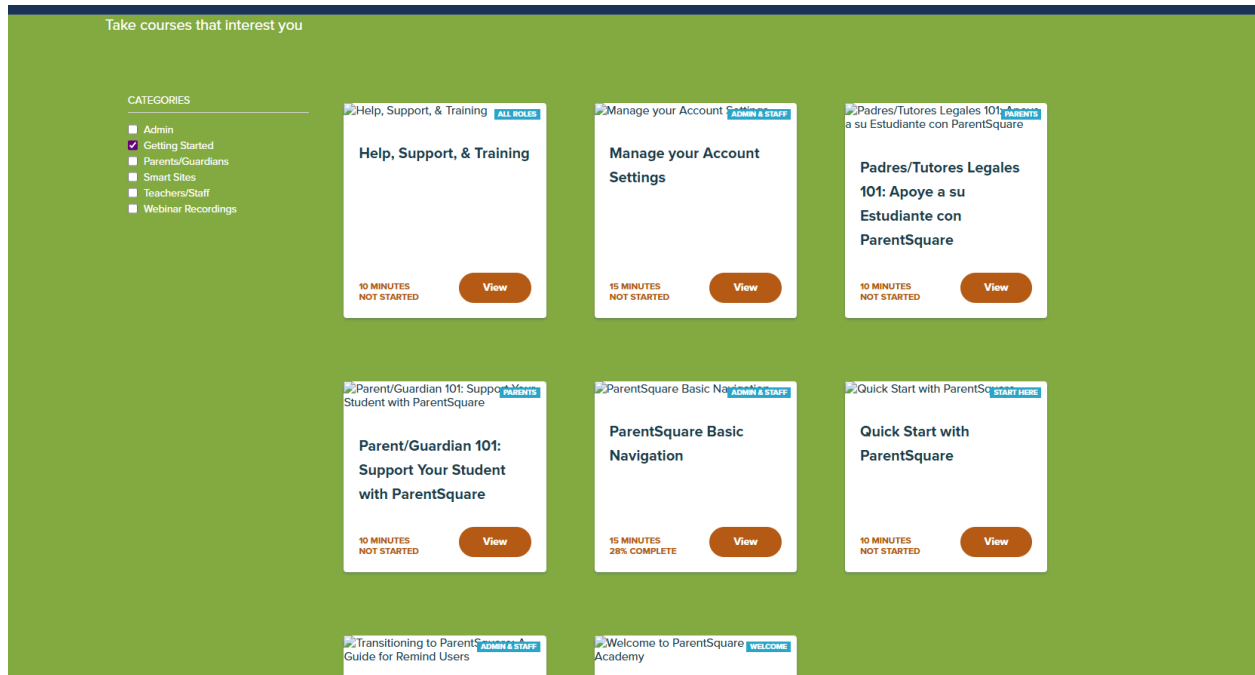
The ParentSquare Academy offers feature specific courses such as Posts, Direct Messages, etc. We also offer Learning Paths, based on user role, that walk you through a curated series of courses and offers a completion certificate at the end.

[Click Here to Start Learning](#)

Here you will find a few options, the quick start guide could be useful to look at.



Clicking the “courses option” at the top will lead you to their course selection where you can take guided classes about many topics.



I would highly recommend, “ParentSquare Basic Navigation” or “Quick start with Paresquare” as starting points.