



DASD

Committee

of the Whole

August 6, 2025

***Forging strong connections that
nurture the whole student and
empower them to reach their full
potential.***



Academic Affairs and Mental Health



Danville Area School District

2024-2025 Assessment Results



Danville Area School District

2024-2025 PSSA Results

District-Wide Math Proficiency

2025 Danville Area School District PSSA Math Results						
Grade	% Advanced	% Proficient	% Basic	% Below Basic	% Proficient and Above	2024 State Average % Pro and Above
3	40.9%	29.9%	17.5%	11.7%	71%	51%
4	41.2%	31.4%	20.3%	7.2%	73%	49%
5	29.2%	30.5%	27.9%	12.3%	60%	43%
6	17.3%	28.4%	37.7%	16.7%	46%	37%
7	21.3%	28%	26.8%	23.8%	49%	34%
8	12.2%	27.9%	25%	34.9%	40%	29%

District-Wide Math Longitudinal Cohort Performance

2024-2025 PSSA Math: Percentage of PRO & ADV (CSIU Ranking)				
Grade	2022	2023	2024	2025
3	58% (7th)	56% (9th)	68% (6th)	71% (4th)
4	51% (7th)	61% (7th)	51% (7th)	73% (2nd) (5% cohort growth)
5	54% (4th)	63% (4th)	68% (3rd)	60% (5th) (9% cohort growth)
6	38% (8th)	45% (10th)	50% (5th)	46% (9th)
7	47% (3rd)	47% (5th)	40% (6th)	49% (6th)
8	46% (2nd)	40% (5th)	40% (3rd)	40% (6th)

District-Wide ELA Proficiency

2025 Danville Area School District PSSA ELA Results						
Grade	% Advanced	% Proficient	% Basic	% Below Basic	% Proficient and Above	2024 State Average % Pro and Above
3	20.8%	35.7%	27.9%	15.6%	56%	56%
4	30.7%	37.3%	24.2%	7.8%	68%	51%
5	7.8%	45.1%	36.6%	10.5%	53%	52%
6	25%	36.9%	32.5%	5.6%	62%	53%
7	25.6%	33.5%	36.6%	4.3%	59%	53%
8	22.7%	37.8%	25.6%	14%	60%	52%

District-Wide ELA Longitudinal Cohort Performance

2024- 2025 PSSA ELA: Percentage of PRO & ADV (CSIU Ranking)				
Grade	2022	2023	2024	2025
3	58% (7th)	56% (9th)	68% (6th)	56% (7th)
4	51% (7th)	61% (7th)	51% (7th)	68% (2nd) (cohort growth in rank)
5	54% (4th)	63% (4th)	68% (3rd)	53% (5th) (3% cohort growth)
6	38% (8th)	45% (10th)	50% (5th)	62% (4th)
7	47% (3rd)	47% (5th)	40% (6th)	59% (5th) (9% cohort growth)
8	46% (2nd)	40% (5th)	40% (3rd)	60% (3rd) (20% cohort growth)

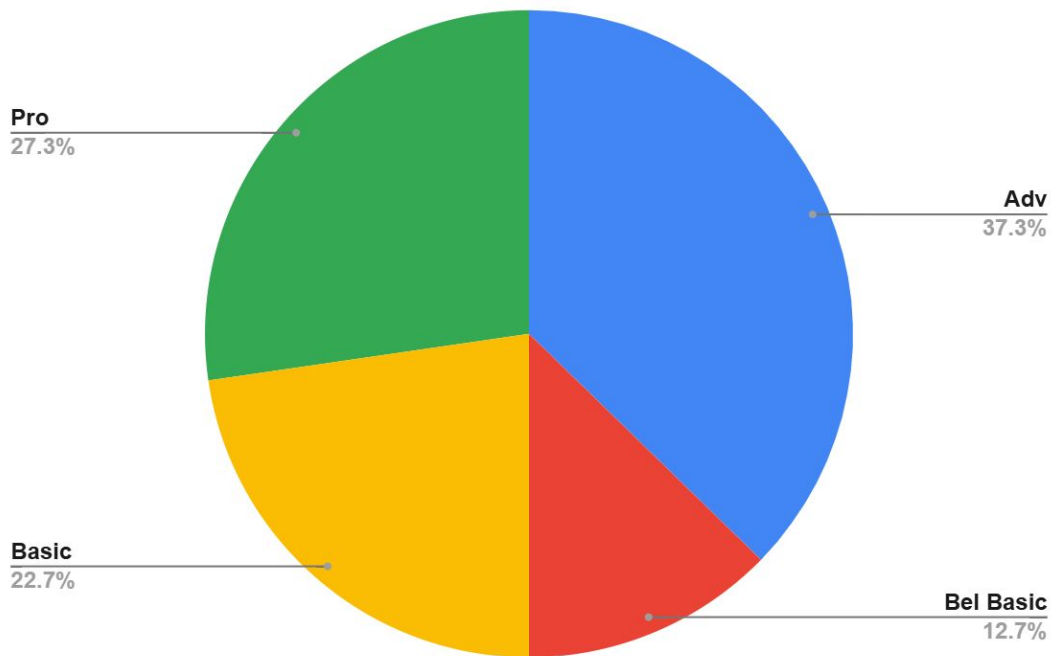


Danville Area School District

2024-2025 Keystone Results

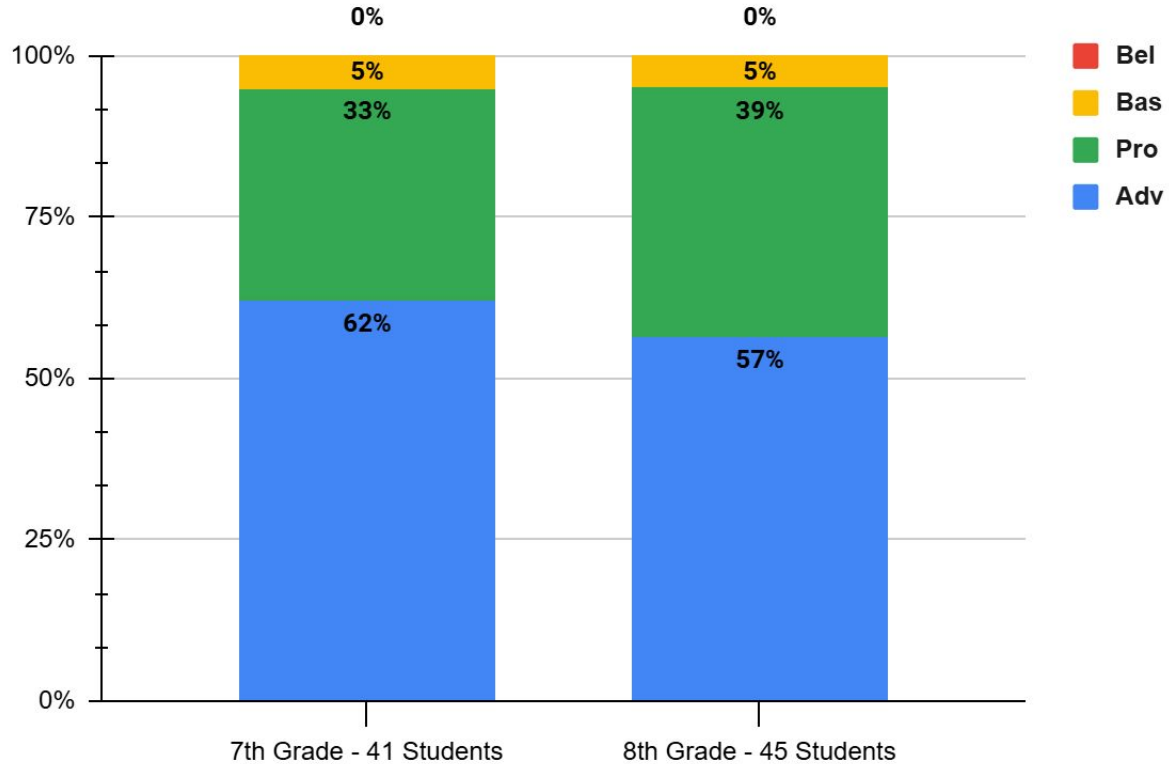
Keystone Algebra 1 Results (64.6% Pro/Adv - 2nd in the CSIU)

2025 Algebra 1 Keystone



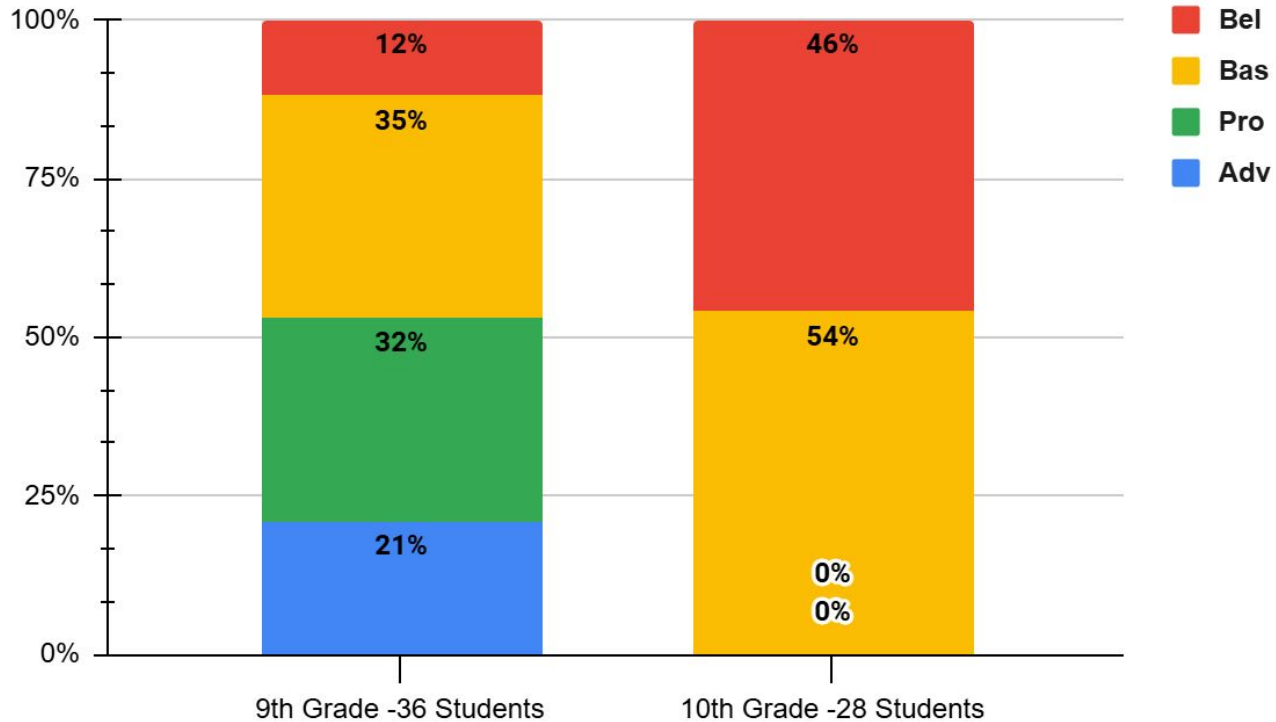
Keystone Algebra 1 Results: DMS

2025 Algebra 1 Keystone: DMS



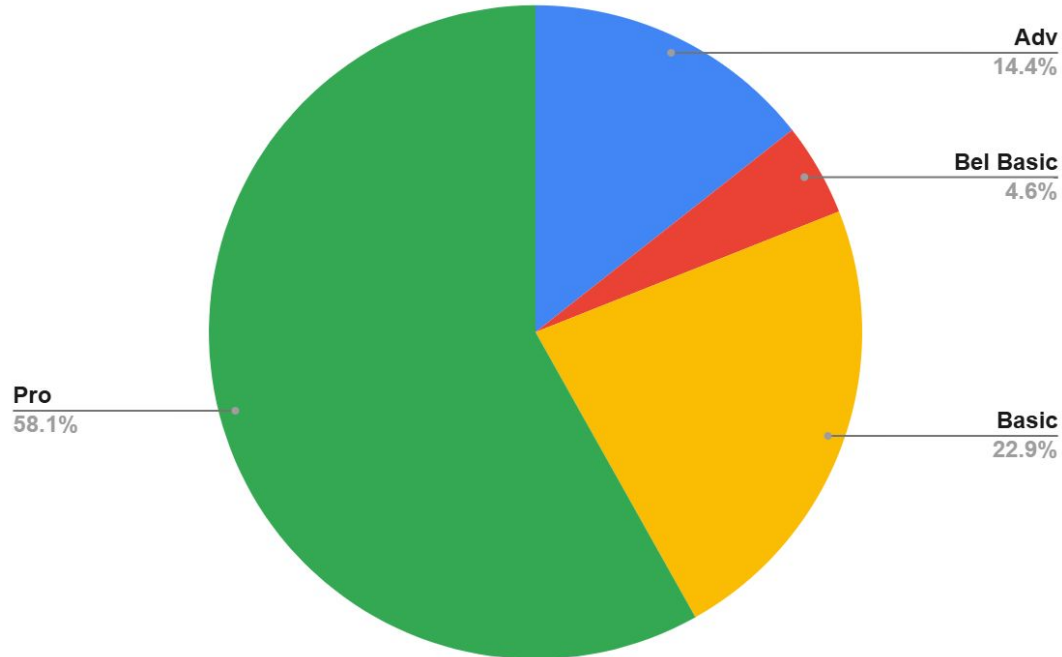
Keystone Algebra 1 Results: DHS

2025 Algebra 1 Keystone: DHS



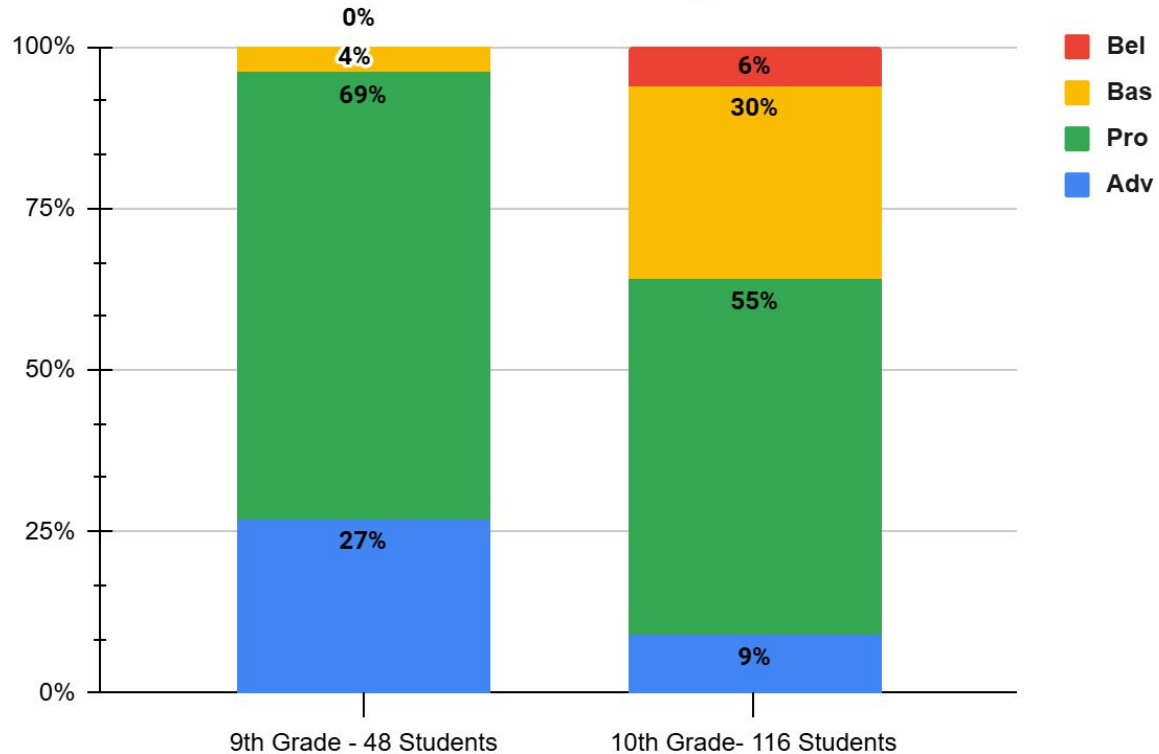
Keystone Literature Results (72.6% Pro/Adv - 3rd in the CSIU)

2025 Keystone Literature



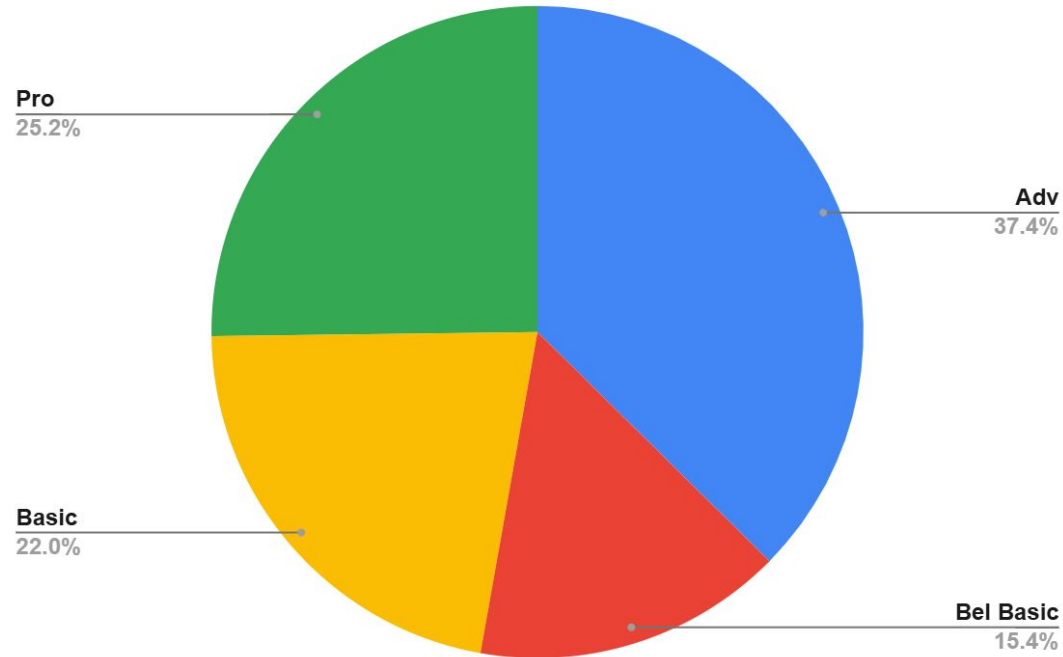
Keystone Literature Results

2025 Literature Keystone



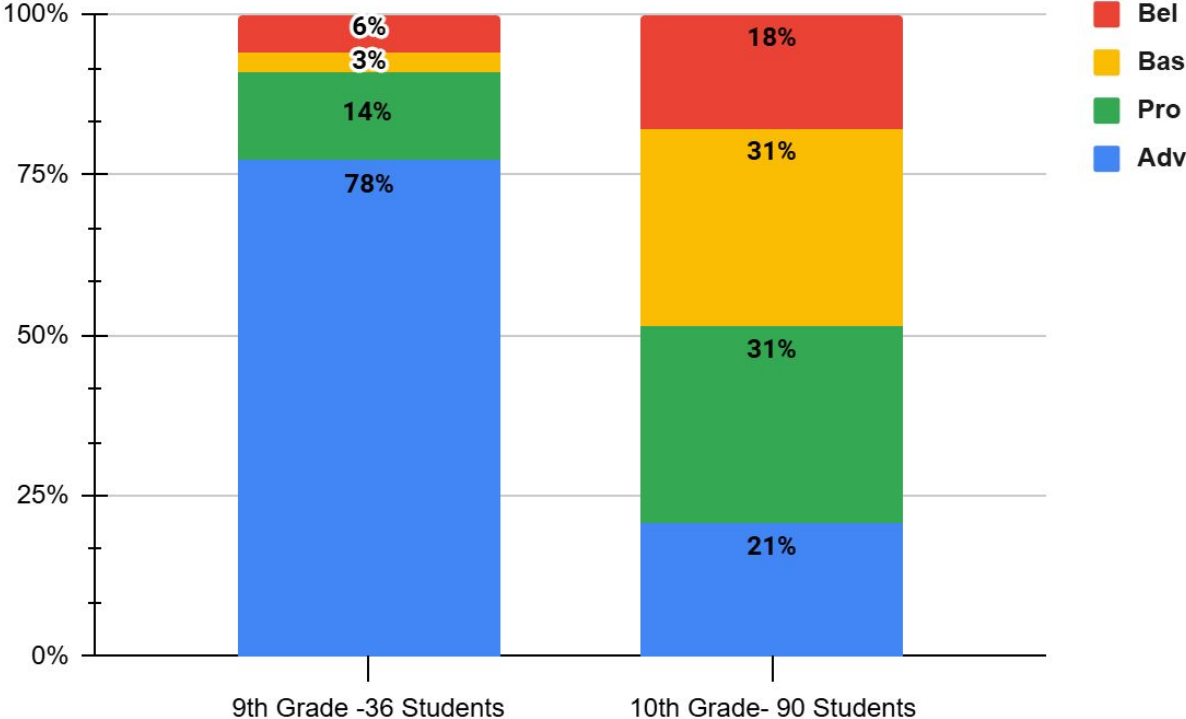
Keystone Biology Results (62.9% Pro/Adv - 5th in the CSIU)

2025 Keystone Biology



Keystone Biology Results

2025 Keystone Biology





Danville Area School District

2024-2025 AP Report

DHS AP

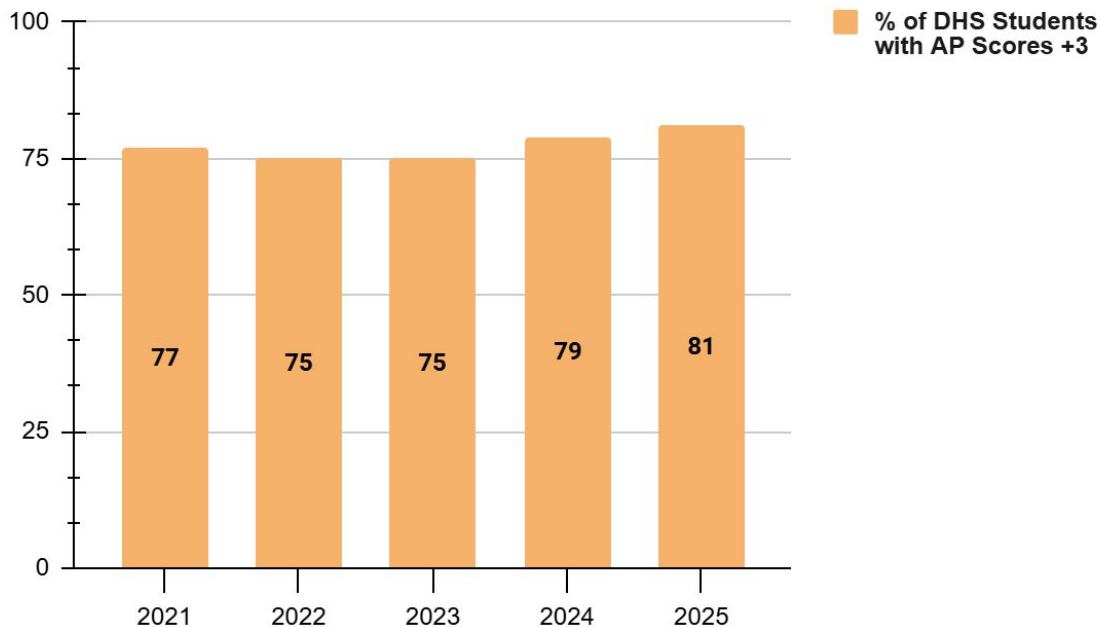
Five Year Access Score Summary

	2021	2022	2023	2024	2025	
Total AP Students	145	148	142	165	202	+37
Number of Exams	319	302	309	350	437	+87
AP Students with Scores 3+	112	111	107	131	164	+25%
% of Total AP Students with Scores 3+	77.24	75	75.35	79.39	81.19	2.27%

DHS AP

Five Year Performance Score Summary

% of Total DHS AP Students with Scores +3



DHS AP Performance Summary on AP Exams in 2025

AP Test Subject	AP Score Earned					3+ Totals	Total Exams
	1	2	3	4	5		
2-D Art and Design					3	3	3
3-D Art and Design				5	1	6	6
Biology		3	5	7	11	23	26
Calculus AB	1	3		9	6	15	19
Calculus BC				1	8	9	9
Chemistry	1	3	13	6	3	22	26
Computer Science A		1	3	3	2	8	9
English Language and Composition		3	10	13	7	30	33
English Literature and Composition			6	12	7	25	25
Environmental Science	14	12	7	11	5	23	49

DHS AP

Performance Summary on AP Exams in 2025

AP Test Subject	AP Score Earned					3+ Totals	Total Exams
	1	2	3	4	5		
French Language and Culture		2	1			1	3
Macroeconomics			2	3	4	9	9
Microeconomics			1	3	5	9	9
Music Theory					1	1	1
Physics C: Mechanics		2	2	3	2	7	9
Precalculus			6	9	21	36	36
Seminar		1	21	12	5	38	39
Spanish Language and Culture			5	5	3	13	13
Statistics	5	17	7	16	6	29	51
United States Government and Politics	1	1	14	24	14	52	54
United States History			1	4	2	7	7
World History: Modern				1	1	2	2
						District Total 3+Tests: 368	District Total: 437

2025-2026 DASD ASSESSMENT CALENDAR

DPS Highlights

- August, January & May: NWEA MAP Fluency and ELA & i-Ready Math Growth 1st-2nd Grade
- October & January: Kindergarteners to take NWEA MAP Fluency and i-Ready Math Growth Assessments
- Kindergarten to add end of year ELA NWEA Map Growth Assessment

LV Highlights

- August, January & May: NWEA MAP Growth Assessments in Math & ELA
- ELA & Math FireFly Criterion Referenced Benchmark Assessment to replace CDTs in October & February
- 5th Grade to Pilot FireFly Science Assessment during the October & February testing windows

DMS Highlights

- DMS to follow same NWEA MAPs testing windows as LV
- ELA & Math FireFly Criterion Referenced Benchmark Assessment to replace CDTs in October & February
- 8th Grade to Pilot FireFly Science Assessment
- DMS students enrolled in Algebra 1 to take Algebra 1 Keystone in May

DHS HighLights

- August & May: Foundations of Bio I / Bio II to complete CDTs 1 & 2
- Algebra IA / IB / Accelerated English 9 / 9H / 10 / 10 H / AP Seminar to complete Firefly Assessment 1 / 2
- Honors BIO/Bio II & II to Pilot FireFly Assessment
- All Juniors: Armed Services Vocational Aptitude Battery (ASVAB)
- PSATs at DHS
- Ag & Business : NOCTIs

NATIONAL & STATE ASSESSMENTS

PSSA (PA System of School Assessment)

State-Mandated, Criterion-Referenced, Grades 3-8 ELA & Math; Science Grades 5th & 8th ONLY

AP (Advanced Placement) Exams

Elective based on DHS AP Course Enrollment, Standardized, Scored on 1-5 Scale, College Level Credits, Norm-Referenced

PASA (Pennsylvania Alternate System of Assessment)

Alternate State Assessment, Criterion-Referenced, Adaptive for ELA, Math & Science Eligible Students 3rd-12th

Keystone Exams

State-Mandated, Criterion-Referenced, HS Graduation Requirement- Eligible Students Beginning in 7th Grade: Algebra I, Literature, Biology

WIDA ACCESS for ELLs

State-Mandated (for ELs), Standards-Based, Criterion-Referenced, English Language Proficiency Assessment K-12

National Spanish Exam (NSE)

Voluntary Beginning at DMS, Norm-Referenced, National Foreign Language Proficiency Exam, Assists in Preparing for AP Exams



DASD 2025-2026
Assessment
Calendar

Professional Development Plan

DASD Professional Development



2025-2026

25-26 DASD Professional Development Plan

Mandated Professional Development

Explanation of state mandated trainings.

Final year for structured literacy for a LETRS II cohort

Culturally Responsive and Sustaining Education Practices

School Safety

Homelessness, Seizures, Bloodborne Pathogens, Employee Assistance Plan

After School Professional Development

Same after school days

Weeks off are already scheduled for the entire year

A draft schedule of events is already provided. Principals will give you topics a month in advance

Utilized for whole group, small group, and Vector trainings / May have up to one faculty meeting a month

Professional Development Days

Overview of all PD days provided in plan. Specific agendas shared by an administrator a week in advance:

August 21

August 22

September 25

October 24

November 26 (off for open house and conference nights)

January 19

February 12

April 1

Key Professional Development Topics

Review the focus area(s) for each building level/subject area

LETRS

Data Analysis

Suicide Awareness

Student Engagement



Finance

2023-2024 Audit

- Revenues: \$46,901,285
- Expenses: \$46,048,316
- Net Operating Surplus: \$ 852,969
- Total Bond Obligations (6/30/2024): \$39,640,000
- General Fund (10) Fund Balance: \$11,650,531
- Capital Funds (32 and 39) Fund Balance: \$ 6,451,478

Next Steps

- Next week: December 2023 and 2024 Tax Collector Audit Engagement Letter
- This Month: Klacik review of the PlanCon Part J audit complete
- Next Month: 2024-2025 Audit kick-off meeting with Klacik in September
- Next Month: Acceptance of the PlanCon Part J audit

Food Service Updates



State Budget Update

- 2015-16 - March 28, 2016
- 2016-17 - July 12, 2016
- 2017-18 - July 11, 2017
- 2018-19 - June 22, 2018
- 2019-20 - June 28, 2019
- 2020-21 - November 23, 2020
- 2021-22 - June 30, 2021
- 2022-23 - July 8, 2022
- 2023-24 - August 3, 2023
- 2024-25 - July 11, 2024

State Budget Update

- Key Issues at State Level
 - State spending and structural deficit
 - Education funding
 - Regulating and taxing Skills games
 - Public transit funding levels
- Impact on Danville Area School District
 - No impact on operations through first quarter
 - Minor impact on operations through second quarter
 - Review of cash position will be needed if budget impasse carries into 2026
 - Other Districts will be impacted prior to DASD

Grant Writing Service

- Total Grant Solutions
 - Seek out grants that meet the needs of the district
 - Write the grants
 - Support your business office in the administration of the grants received
 - Work with districts across the NE and are bringing in between \$250,000 - \$2 million for each district across a two-year period
 - Proposing a cost to the CSIU region for \$8.24/student. The CSIU will cover 50% of the total cost for the district. Cost would be approximately \$8,000/year for a two year commitment



Long-Range Planning

Approval of Ironmen Foundation Board of Directors



Review of Options



A INFRASTRUCTURE IMPROVEMENTS - BASIC

DANVILLE PRIMARY SCHOOL	\$1.6m - \$1.9m probable cost
LIBERTY VALLEY INTERMEDIATE SCHOOL	\$3.6m - \$4.2m probable cost
DANVILLE MIDDLE SCHOOL	\$10.5m - \$12.8m probable cost
DANVILLE HIGH SCHOOL	\$10.3m - \$12.3m probable cost
TOTAL	\$26m - \$31.2m probable cost
2+ YEARS INFLATION 4% PER YEAR	\$2m - \$1.2m added cost

B INFRASTRUCTURE IMPROVEMENTS + MIDDLE SCHOOL RENOVATION

DANVILLE PRIMARY SCHOOL	\$1.6m - \$1.9m probable cost
LIBERTY VALLEY INTERMEDIATE SCHOOL	\$3.6m - \$4.2m probable cost
DANVILLE MIDDLE SCHOOL RENOVATION	\$41.6m - \$47.7m probable cost
DANVILLE HIGH SCHOOL	\$10.3m - \$12.3m probable cost
TOTAL	\$57.1m - \$66.1m probable cost
2+ YEARS INFLATION 4% PER YEAR	\$4.4m - \$5.2m added cost

C GRADE REALIGNMENT - 7-8 HIGH SCHOOL ADDITION

K-3

*646 students
850 capacity*

**159 students relocated*

PRIMARY SCHOOL

77% CAPACITY

**Head Start program relocated*

REALIGNED

4-6

*500 students
600 capacity*

**164 students relocated*

LIBERTY VALLEY

83% CAPACITY

REALIGNED

-

*0 students
600 capacity*

MIDDLE SCHOOL

0% CAPACITY

**District
Office**

7-12

*959 students
1,250 capacity*

**349 students relocated*

HIGH SCHOOL

76% CAPACITY

REALIGNED

ADDITION

C DANVILLE HIGH SCHOOL: 7-8 HIGH SCHOOL ADDITION

99,600 SF NEW ADDITION CONSTRUCTION	\$40.8m - \$42.8 probable cost
EXISTING BUILDING RENOVATIONS	\$9.4m - \$11.2m probable cost
SITE WORK (20%)	\$10m - \$10.8m probable cost
TOTAL ESTIMATED CONSTRUCTION COST	\$60.3m - \$64.8m probable cost
SOFT COSTS (25%)	\$15m - \$16.2m probable cost
TOTAL ESTIMATED PROJECT COST	\$75.3m - \$81.1m probable
* INCLUDES INFRASTRUCTURE UPGRADES TO EXISTING BUILDING	
2+ YEARS INFLATION 4% PER YEAR	\$6m - \$6.2m added cost

D PRIMARY CAMPUS + SECONDARY CAMPUS



**MIDDLE SCHOOL
 (PRIMARY SCHOOL)**

REALIGNED
ADDITION

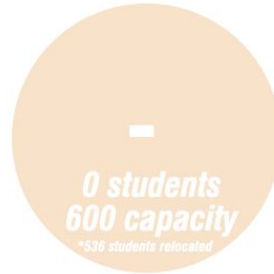
82% CAPACITY
**Head Start program relocated*



**LIBERTY VALLEY
 ELEMENTARY SCHOOL**

REALIGNED
ADDITION

82% CAPACITY



MIDDLE SCHOOL
0% CAPACITY



HIGH SCHOOL
69% CAPACITY

D1 LIBERTY VALLEY PRIMARY SCHOOL: RENOVATION + ADDITION

69,550 SF NEW ADDITION CONSTRUCTION	\$28.5m - \$29.9 probable cost
EXISTING BUILDING RENOVATIONS	\$3.6m - \$4.3m probable cost
SITE WORK (20%)	\$6.4m - \$6.8m probable cost
TOTAL ESTIMATED CONSTRUCTION COST	\$38.5m - \$41.1m probable cost
SOFT COSTS (25%)	\$9.6m - \$10.2m probable cost
TOTAL ESTIMATED PROJECT COST	\$48.1m - \$51.4m probable cost

* INCLUDES INFRASTRUCTURE UPGRADES TO EXISTING BUILDING

D2 DANVILLE MIDDLE SCHOOL: RENOVATION + ADDITION

19,130 SF NEW ADDITION CONSTRUCTION	\$7.8m - \$8.2 probable cost
EXISTING BUILDING RENOVATIONS	\$6.6m - \$7.5m probable cost
SITE WORK (20%)	\$2.8m - \$3.1m probable cost
TOTAL ESTIMATED CONSTRUCTION COST	\$17.3m - \$18.9m probable cost
SOFT COSTS (25%)	\$4.3m - \$4.7m probable cost
TOTAL ESTIMATED PROJECT COST	\$21.7m - \$23.6m probable

* INCLUDES INFRASTRUCTURE UPGRADES TO EXISTING BUILDING

DISTRICT MASTER PLAN PROJECT OPTIONS - SUMMARY

A	INFASTRUCTURE IMPROVEMENTS - BASIC UPGRADES	\$26m - \$31.2m probable cost
B	INFASTRUCTURE IMPROVEMENTS + DANVILLE MIDDLE SCHOOL RENOVATION	\$57.1m - \$66.1m probable cost
C	DANVILLE HIGH SCHOOL - 7-8 HIGH SCHOOL ADDITION	\$75.3m - \$81.1m probable cost
D	PRIMARY CAMPUS + SECONDARY CAMPUS	\$69.8m - \$75m probable cost
E	DANVILLE AREA SCHOOL DISTRICT COMMON CAMPUS	\$123.7m - \$132.3m probable cost



Buildings and Grounds

HVAC Preventative Maintenance

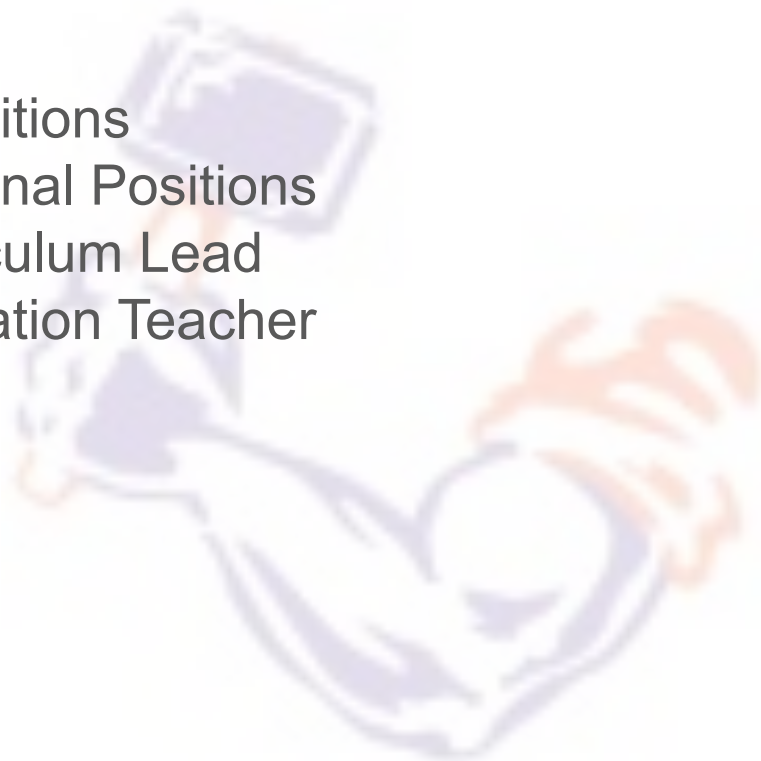
	BSC Mechanical	McClure Company
Year 1 (10/1/25 - 9/30/26)	\$39,250.00	\$41,452.00
Year 2 (10/1/26 - 9/30/27)	\$40,428.00	\$41,980.00
Total	\$79,678.00	\$83,432.00



Personnel

Hiring Updates

- Custodial Positions
- Paraprofessional Positions
- LV ELA Curriculum Lead
- Special Education Teacher
- School Nurse



Administrator Goals

GOAL:

Connection to the strategic plan:

Action Step(s):	Person(s) Responsible:	Data / Resources Needed:	Timeline:	Result:

Academic Achievement GOAL:

Continue to use an integrated system of assessments. Provide professional guidance and leadership to district administrators to ensure improved data analysis, use of solid Tier I curriculum and instructional practices, and use of Tier II and Tier III research-based interventions across the district.

These efforts should lead to a minimum of 5% achievement improvement in grades 3-8 literacy and math PSSA scores or the continuation of the achievement of 70% proficient and advanced in any area.

Professional Development GOAL:

Develop, design, clearly communicate to all administrative and professional staff, and implement a comprehensive professional development plan for the 2025-2026 school year that includes a clear focus on instructional expectations aligned to student achievement goals and that meets all state guidelines.

Mental Health GOAL:

Support the Mental Health Department in their complete transition to the vision outlined for this department as defined by the Mental Health Task Force and the job description for the Director of Mental Health Services.

Long-Range Planning GOAL:

Establish the Ironmen Foundation.

Finalize a long-range plan for district facilities through the analysis of only feasible options that take into consideration the financial reality of the DASD

Emergency Preparedness GOAL:

Successfully implement the
newly adopted Emergency
Operations and All Hazards Plan
with all stakeholders