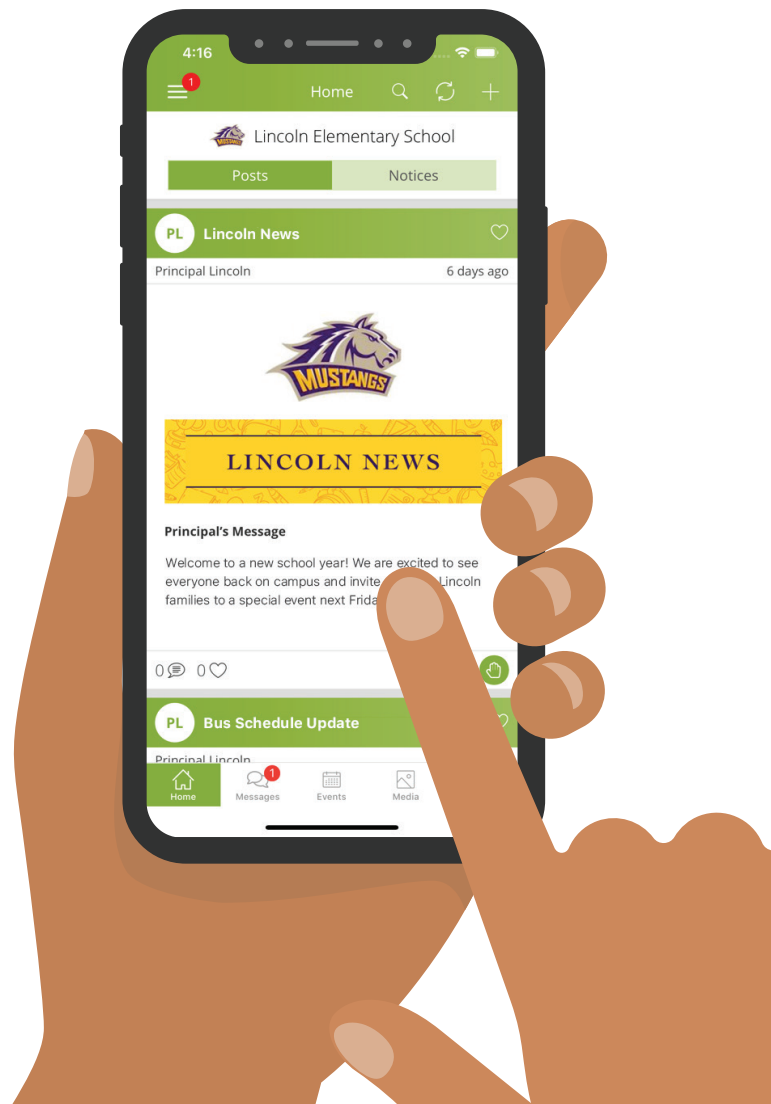



Our School is Using ParentSquare!

ParentSquare is a simple and safe way to connect and communicate.

Register now so you can:

- customize email, text and/or app notifications,
- RSVP for classroom and school activities,
- sign permission slips, and
- securely receive important student documents.



ParentSquare™



Our school is using ParentSquare!

Dear Parents & Guardians,

We are excited to let you know that this year we'll be using ParentSquare to communicate with you at the school, and in your classrooms and groups.

ParentSquare provides a simple and safe way for everyone at school to connect.

With ParentSquare you'll be able to:

- Receive all district, school and classroom communication via email, text, or app
- View the school and classroom calendar and RSVP for events
- Easily sign up to volunteer and/or bring items
- Securely receive report cards, IEPs and other important student documents

Activate your Account

You will soon receive an invitation email or text to join ParentSquare. Please click the link to activate your account. It takes less than a minute.

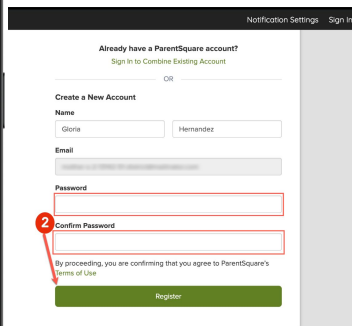
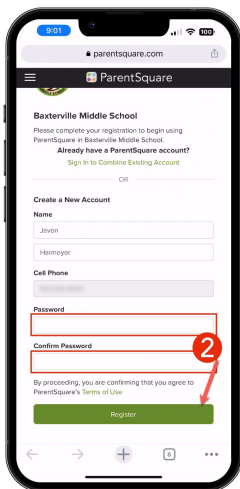
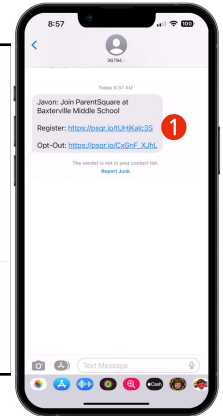
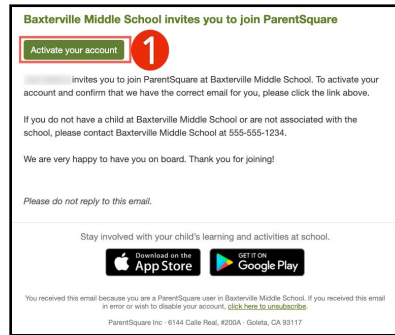
You can use ParentSquare on any device. You can download the free mobile app for iOS or Android or use the desktop version at www.parentsquare.com.

Our goal is for every family to join ParentSquare and engage with our school community. Please feel free to ask me any questions.

Thank you so much!

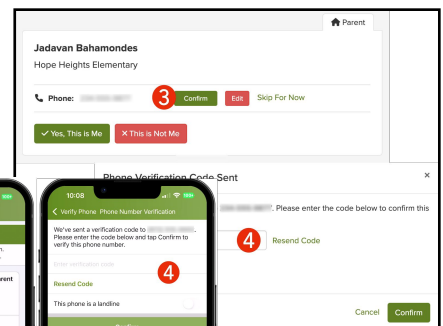
Parents & Guardians Getting Started Guide

1. Open the invitation email or text. Click **Activate your account** or tap the link to activate your account.

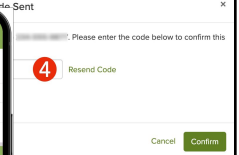
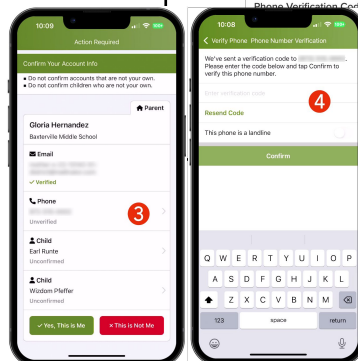


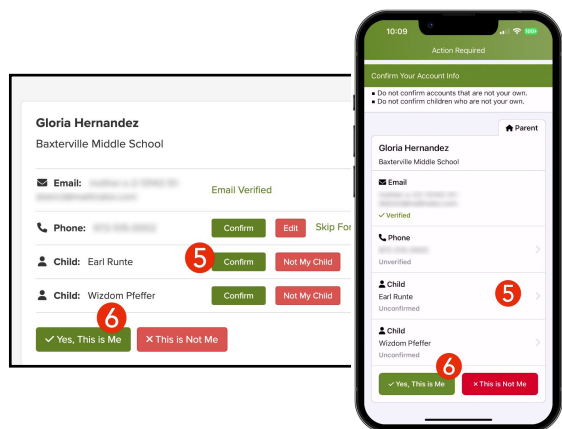
2. Create a Password for your ParentSquare account and click **Register**.

3. Click **Confirm** for your phone number and/or email. A verification code will be sent to the email or phone number.



4. Enter the verification code to confirm.





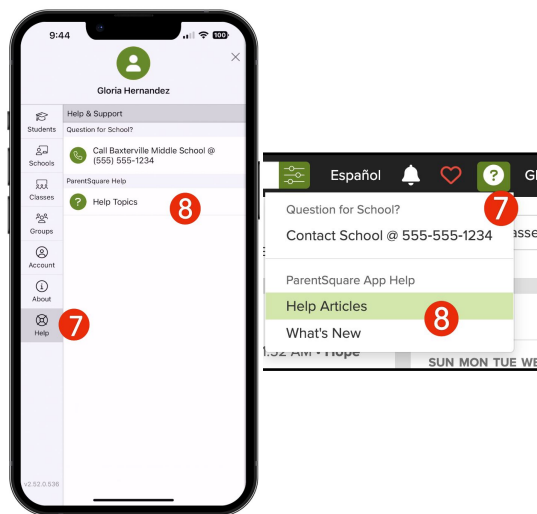
5. Confirm your child(ren) by clicking **Confirm**. Use Not My Child if a child listed is not associated with your account.
6. Select **Yes, This is Me** when you have confirmed your contact information and child(ren) associated with your account.

*Name misspelled?
Wrong email or phone number?
Missing a child on your account?*

Contact your child's school to get this information updated.

Once you are logged in to ParentSquare, you will be able to access self-paced training modules, video resources and help articles to assist you with using ParentSquare.

7. Click **?** (Help) for help or your school contact information.
8. Select **Help Articles** to learn how to use ParentSquare.



The ParentSquare apps are free and available in both the Apple iOS and Android stores.

