MT DIABLO UNIFIED SCHOOL DISTRICT

MT. DIABLO ES ACOUSTICAL CEILING TILE AND SHADE COVERINGS

AUGUST 01, 2025

CONSTRUCTION DOCUMENTS

196
991 W HEDDING ST., SUITE 101
SAN JOSE, CA 95126
TEL (408) 715-4470

PROFESSIONAL STAMP

REVISIONS

THE ARCHITECT DOES NOT REPRESENT THAT THESE PLANS OR THE SPECIFICATIONS ARE SUITABLE FOR ANY SITE OTHER THAN THE ONE FOR WHICH THEY WERE SPECIFICALLY PREPARED. THE ARCHITECT DISCLAIMS RESPONSIBILITY FOR THESE PLANS AND SPECIFICATIONS IF THEY ARE USED IN WHOLE OR IN PART AT ANY OTHER SITE. WRITTEN DIMENSIONS ON THESE DRAWINGS SHALL HAVE PRECEDENCE OVER SCALED DIMENSIONS.

PROJECT OWNER & TITLE
MT DIABLO UNIFIED SCHOOL DISTRICT
1936 Carlotta Way
Concord, CA 94519

MT. DIABLO ES ACOUSTICAL CEILING TILE AND SHADE COVERINGS
5880 Mt. Zion Drive
Clayton, CA 94517

SHEET TITLE
COVER SHEET

INCREMENT 2

DRAWN BY: xx JOB NUMBER: 23120.01

SHEET NO.
G-000

DATE: AUGUST 01, 2025

CONSTRUCTION DOCUMENTS

DATE PLOTTED: 8/1/2025 6:11:41 PM FILE LOCATION: Autodesk Docs://MDUSD - Roller Shades/23120_MTDUSD_MT DIABLO ES MOD_INC02_A22.rvt

MT DIABLO UNIFIED SCHOOL DISTRICT

MT. DIABLO ES ACOUSTICAL CEILING TILE AND SHADE COVERINGS

SYMBOLS

DRAFTING ITEMS

- DATUM - CONTROL POINT
- DIMENSION LINE AND TICK
- MATCHLINE - SEE: 1 / A101
- BREAK LINE
- 01.23.A KEYNOTE
- Name / Elevation PROJECT LEVEL MARKER
- 0 COLUMN GRID MARKER
- REVISION CLOUD
- 1 CMNT # REVISION TAG
- PROJECT NORTH — PROJECT NORTH ARROW
- 101AA DOOR TAG

VIEW REFERENCES

- 1 / A101 SIM — VIEW REFERENCE / SHEET REFERENCE
- 1 / A101 SIM — DETAIL VIEW
- 1 / A101 TYP. — SECTION VIEW
- 1 / A101 SIM — ENLARGED VIEW
- 1A / 1A A-101 1A / 1A — INTERIOR ELEVATION; VIEW REFERENCE / SHEET REFERENCE
- 99 / A1-100 — EXTERIOR ELEVATION
- A WINDOW TAG

ABBREVIATIONS

@	AT
℄	CENTER LINE
d	PENNY
#	POUND
⊥	PERPENDICULAR
∠	ANGLE
AB	ANCHOR BOLT
AC	ASPHALTIC CONCRETE
ACT	ACOUSTICAL CEILING TILE
AFF	ABOVE FINISH FLOOR
ALT	ALTERNATE
ALUM	ALUMINUM
ANOD	ANODIZED
APPROX	APPROXIMATE
ARCH	ARCHITECT OR ARCHITECTURAL
BD	BOARD
BLDG	BUILDING
BLK(G)	BLOCK(ING)
BOB	BOTTOM OF BEAM
BM	BEAM
CB	CATCH BASIN
CI	CAST IRON
CJ	CONSTRUCTION JOINT
CLG	CEILING
CLR	CLEAR
CMU	CONCRETE MASONRY UNIT
CO	CLEAN OUT
COL	COLUMN
CONC	CONCRETE
CONT	CONTINUOUS
CSK	COUNTERSINK
CW	COLD WATER CHANNEL
DBL	DOUBLE
DEPT	DEPARTMENT
DET	DETAIL
DF	DRINKING FOUNTAIN
DIA	DIAMETER
DIAG	DIAGONAL
DN	DOWN
DS	DOWNSPOUT
DWG	DRAWING
E	EAST
(E)	EXISTING
EB	EXPANSION BOLT
EJ	EXPANSION JOINT
ELEV	ELEVATION
ELEC	ELECTRIC(AL)
EP	EDGE OF PAVING
EQ	EQUAL
EQUIP	EQUIPMENT
FD	FLOOR DRAIN
FE(C)	FIRE EXTINGUISHER (& CABINET)
FF	FINISHED FLOOR
FG	FINISHED GRADE
FH	FLAT HEAD OR FIRE HYDRANT
FIN	FINISH
FL	FLOW LINE
FLG	FLASHING
FLR	FLOOR
FOC	FACE OF CONCRETE
FOF	FACE OF FINISH
FOM	FACE OF MASONRY
FOS	FACE OF STUD
FRP	FIBERGLASS REINFORCED PANEL
FT	FOOT OR FEET
FTG	FOOTING
GA	GAUGE
GALV	GALVANIZED
GB	GRAB BAR, GRADE BREAK
GL	GLASS
GLB	GLUE LAMINATED BEAM
GYP	GYPSUM
GWB	GYPSUM WALL BOARD
HB	HOSE BIBB
HDR	HEADER
HGT	HEIGHT
HORIZ	HORIZONTAL
HTR	HEATER
HVAC	HEATING/VENTILATING/AIR CONDITIONING
ID	INSIDE DIAMETER
INSUL	INSULATION OR INSULATED
INV	INVERT
LAV	LAVATORY
MATL	MATERIAL
MAX	MAXIMUM
MB	MACHINE BOLT
MECH	MECHANICAL
MFR	MANUFACTURE OR MANUFACTURER
MH	MAN HOLE
MIN	MINIMUM
MISC	MISCELLANEOUS
MO	MASONRY OPENING
N	NORTH
(N)	NEW
NIC	NOT IN CONTRACT
NO.OR #	NUMBER
NTS	NOT TO SCALE
OC	ON CENTER
OD	OUTSIDE DIAMETER
OH	OPPOSITE HAND
OPNG	OPENING
PL	PLATE OR PROPERTY LINE
PLAM	PLASTIC LAMINATE
PLAS	PLASTER (NUMBER - SEE SPECS)
PLYWD	PLYWOOD
PNT	PAINT (NUMBER - SEE SPECS)
PTDF	PRESSURE TREATED DOUGLAS FUR
QT	QUARRY TILE
RD	ROOF DRAIN
REF	REFRIGERATOR
REINF	REINFORCE OR REINFORCING
RH	ROUND HEAD
RM	ROOM
RO	ROUGH OPENING
RWD	REDWOOD
S	SOUTH
S.C.D.	SEE CIVIL DRAWINGS
S.E.D.	SEE ELECTRICAL DRAWINGS
S.M.D.	SEE MECHANICAL DRAWINGS
S.P.D.	SEE PLUMBING DRAWINGS
S.S.D.	SEE STRUCTURAL DRAWINGS
S.T.D.	SEE TECHNICAL DRAWINGS
SCH	SCHEDULE
SD	STORM DRAIN
SHR	SHOWER
SHT	SHEET
SHTHG	SHEATHING
SIM	SIMILAR
SMACNA	THE ARCH SHEET METAL MANUAL
SPEC	SPECIFICATION
SQ	SQUARE
SSTL	STAINLESS STEEL
STD	STANDARD
S.T.D.	SEE TECHNICAL DRAWINGS
STL	STEEL
SUSP	SUSPENDED
SYM	SYMMETRICAL
TOB	TOP OF BEAM
TOC	TOP OF CURB OR TOP OF CONCRETE
TCB	TOP OF CATCH BASIN
TEL	TELEPHONE
TEMP	TEMPERATURE OR TEMPERED
T&G	TONGUE & GROOVE
TP	TOP OF PAVING
TS	STRUCTURAL TUBING
TV	TELEVISION
TOW	TOP OF WALL
TYP	TYPICAL (ITEMS TYPICAL UNLESS SHOWN OR NOTED OTHERWISE)
UON	UNLESS OTHERWISE NOTED
VCT	VINYL COMPOSITION TILE
VERT	VERTICAL
VGDF	VERTICAL GRAIN DOUGLAS FIR
VTR	VENT THRU ROOF
W	WEST
WC	WATER CLOSET
W.C.	WHEELCHAIR ACCESSIBLE
WD	WOOD
WF	WIDE FLANGE
WH	WATER HEATER
WP	WATERPROOF
WS	WOOD SCREW
WSCT	WAINSCOT
WWF	WELDED WIRE FABRIC
W/	WITH
W/O	WITHOUT

GENERAL PROJECT NOTES - K12

1. ALL WORK SHALL CONFORM TO 2022 TITLE 24 CALIFORNIA CODE OF REGULATIONS (CCR).
2. THE PROJECT MANUAL AND SPECIFICATIONS IN CONJUNCTION WITH THESE DRAWINGS AND REFERENCES SHALL FORM A PART OF THE CONTRACT AND SHALL BE REFERRED TO AS THE "DOCUMENTS." THE DOCUMENTS DEFINE THE WORK TO BE PERFORMED AS AGREED TO IN THE CONTRACT
3. CHANGES TO APPROVED DRAWINGS AND SPECIFICATIONS SHALL BE MADE BY AN ADDENDUM OR A CONSTRUCTION CHANGE DOCUMENT (CCD) APPROVED BY THE DIVISION OF THE STATE ARCHITECT AS REQUIRED BY SECTION 4-338, PART 1, T24 CCR.
4. A DSA CERTIFIED **INSPECTOR CLASS 3** SHALL BE EMPLOYED BY THE DISTRICT AND SHALL PROVIDE CONTINUOUS INSPECTION OF THE WORK. THE DUTIES OF THE INSPECTION ARE DEFINED IN SECTION 4-342, PART 1, T24, CCR.
5. APPARENT DISCREPANCIES ON DRAWINGS AND/OR SPECIFICATIONS SHALL BE REPORTED TO THE ARCHITECT BEFORE PROCEEDING WITH THE WORK.
6. ANY DIFFERENCE BETWEEN THE EXISTING CONSTRUCTION AS OBSERVED IN THE FIELD AND AS SHOWN ON THE DRAWING SHALL BE REPORTED TO THE ARCHITECT BEFORE PROCEEDING WITH THE WORK.
7. THE CONTRACTOR SHALL VERIFY ALL DIMENSIONS PRIOR TO STARTING WORK. THE ARCHITECT SHALL BE NOTIFIED OF ANY DISCREPANCIES OR INCONSISTENCIES. THE CONTRACTOR IS RESPONSIBLE FOR CHECKING AND COORDINATING DIMENSIONS.
8. IT SHALL BE THE RESPONSIBILITY OF THE GENERAL CONTRACTOR TO ENSURE THAT ALL APPLICABLE SAFETY LAWS ARE STRICTLY ENFORCED AND TO MAINTAIN A SAFE CONSTRUCTION PROJECT.
9. IT SHALL BE THE RESPONSIBILITY OF THE GENERAL CONTRACTOR TO PROVIDE SUPERVISION OF THE CONSTRUCTION WORK TO ENSURE THAT IT IS BUILT IN CONFORMANCE WITH THE APPROVED PLANS AND SPECIFICATIONS. THE ARCHITECT WILL PROVIDE ONLY PERIODIC OBSERVATION OF THE WORK. SEE NOTE 4 FOR DSA INSPECTION REQUIREMENTS.
10. ANY DAMAGE DONE TO THE EXISTING CONSTRUCTION DURING THE COURSE OF THIS WORK SHALL BE REPLACED BY THE CONTRACTOR AT THE CONTRACTOR'S EXPENSE WITH NO ADDITIONAL COST TO THE OWNER.
11. GRADING PLANS, DRAINAGE IMPROVEMENTS, ROAD & ACCESS REQUIREMENTS AND ENVIRONMENTAL HEALTH CONSIDERATIONS SHALL COMPLY WITH ALL LOCAL ORDINANCES.
12. THE SEISMIC ANCHORAGE OF MECHANICAL AND ELECTRICAL EQUIPMENT SHALL CONFORM TO CCR TITLE 24, 2022 CBC SECTION 1616A.1.18 AND ASCE-7-16 SECTION 13.6 ANCHORAGE DETAILS FOR ROOF/FLOOR MOUNTED EQUIPMENT SHALL BE SHOWN ON PLANS.
13. CUTTING, BORING, SAW CUTTING OR DRILLING THROUGH THE NEW OR EXISTING STRUCTURAL ELEMENTS TO BE DONE ONLY WHEN SO DETAILED IN THE DRAWINGS OR ACCEPTED BY THE ARCHITECT AND THE STRUCTURAL ENGINEER WITH THE APPROVAL OF DSA REPRESENTATIVE. ALL WELDING SHALL BE SPECIALLY INSPECTED BY AN AWS-CWI QUALIFIED INSPECTOR APPROVED BY DSA. ALL BRACING OF DUCTS AND PIPING SHALL BE INSTALLED AS APPROVED BY DSA. WHERE BRACING DETAILS ARE NOT SHOWN ON THE DRAWINGS, THE FIELD INSTALLATION SHALL BE SUBJECT TO THE APPROVAL OF THE ARCHITECT, MECHANICAL ENGINEER AND FIELD ENGINEER. A COPY OF THE DRAWINGS APPROVED BY DSA SHALL BE PROVIDED BY THE CONTRACTOR AND KEPT ON THE JOB AT ALL TIMES.
14. THE INTENT OF THESE DRAWINGS AND SPECIFICATIONS IS THAT THE WORK OF THE ALTERATION, REHABILITATION OR RECONSTRUCTION IS TO BE IN ACCORDANCE WITH TITLE 24, CALIFORNIA CODE OF REGULATIONS. SHOULD ANY EXISTING CONDITIONS SUCH AS DETERIORATION OR NON-COMPLYING CONSTRUCTION BE DISCOVERED WHICH IS NOT COVERED BY THE CONTRACT DOCUMENTS WHEREIN THE FINISHED WORK WILL NOT COMPLY WITH TITLE 24, CALIFORNIA CODE OF REGULATIONS, A CONSTRUCTION CHANGE DOCUMENT, OR A SEPARATE SET OF PLANS AND SPECIFICATIONS, DETAILING AND SPECIFYING THE REQUIRED WORK SHALL BE SUBMITTED TO AND APPROVED BY THE DIVISION OF THE STATE ARCHITECT BEFORE PROCEEDING WITH THE WORK.
15. A DSA ACCEPTED TESTING LABORATORY DIRECTLY EMPLOYED BY THE SCHOOL DISTRICT (OWNER) SHALL CONDUCT ALL THE REQUIRED TESTS AND INSPECTIONS FOR THE PROJECT.
16. IT SHALL BE THE RESPONSIBILITY OF THE GENERAL CONTRACTOR TO COMPLY WITH CBC AND CFC CHAPTER 33 FIRE SAFETY DURING CONSTRUCTION AND DEMOLITION.
17. DO NOT SCALE DRAWINGS, DIMENSIONS SHOWN SHALL TAKE PRECEDENCE OVER DRAWING SCALE. WHENEVER DSA FINDS ANY CONSTRUCTION WORK IS BEING PERFORMED IN A MANNER CONTRARY TO THE PROVISIONS OF THE CALIFORNIA BUILDING CODE AND THAT WOULD COMPROMISE THE STRUCTURAL INTEGRITY OF THE BUILDING, THE DEPARTMENT OF GENERAL SERVICES, STATE OF CALIFORNIA, IS AUTHORIZED TO ISSUE A STOP WORK ORDER PER SECTION 4-334.1 CALIFORNIA ADMINISTRATIVE CODE (PART 1, TITLE 24, CCR).
18. TITLE 24 PARTS 1-5 AND 9 MUST BE KEPT ON SITE DURING CONSTRUCTION
19. ALL STRUCTURAL, ARCHITECTURAL, MECHANICAL, ELECTRICAL, AND PLUMBING MATERIALS INSTALLATION TO COMPLY WITH APPLICABLE CODES, STANDARDS, AND MANUFACTURER'S RECOMMENDATIONS.
20. PROJECT INSPECTION (PI) SHALL WITNESS AND VERIFY GROUNDING.
21. SUBSTITUTION OF PRODUCTS OR CONSTRUCTION PROCESS WHICH AFFECT THE STRUCTURAL SAFETY, FIRE AND LIFE-SAFETY, OR ACCESSIBILITY OF THIS PROJECT SHALL BE SUBMITTED TO DSA FOR REVIEW AND APPROVAL AS AN ADDENDUM OR CONSTRUCTION CHANGE DOCUMENT.
22. PER CALIFORNIA ENERGY CODE SECTION 10-103 REQUIRES ACCEPTANCE TESTING ON ALL NEWLY INSTALLED LIGHTING CONTROLS, MECHANICAL SYSTEMS, ENVELOPES, AND PROCESS EQUIPMENT AFTER INSTALLATION AND BEFORE PROJECT COMPLETION. AN ACCEPTANCE TEST IS A FUNCTIONAL PERFORMANCE TEST TO HELP ENSURE THAT NEWLY INSTALLED EQUIPMENT IS OPERATING AND IN COMPLIANCE WITH THE ENERGY CODE.
    - A. LIGHTING CONTROLS ACCEPTANCE TESTS MUST BE PERFORMED BY A CERTIFIED LIGHTING CONTROLS ACCEPTANCE TEST TECHNICIAN (ATT).
    - B. MECHANICAL SYSTEM ACCEPTANCE TESTS MUST BE PERFORMED BY A CERTIFIED MECHANICAL ATT FOR PROJECTS SUBMITTED ON OR AFTER OCTOBER 1, 2021.
    - C. ENVELOPE AND PROCESS EQUIPMENT ACCEPTANCE TESTS SHALL BE PERFORMED BY THE INSTALLING CONTRACTOR, ENGINEER/ARCHITECT OF RECORD OR THE OWNER 'S AGENT.
    - D. THE ACCEPTANCE TESTING PROCEDURES MUST BE REPEATED, AND DEFICIENCIES MUST BE CORRECTED BY THE BUILDER OR INSTALLING CONTRACTOR UNTIL THE CONSTRUCTION/INSTALLATION OF THE SPECIFIED SYSTEMS CONFORM AND PASS THE REQUIRED ACCEPTANCE CRITERIA.
    - E. PROJECT INSPECTORS WILL COLLECT THE FORMS TO CONFIRM THAT THE REQUIRED ACCEPTANCE TESTS HAVE BEEN COMPLETED.
    - F. A LISTING OF CERTIFIED ATT CAN BE FOUND AT: HTTPS://WWW.ENERGY.CA.GOV/PROGRAMS-AND-TOPICS/PROGRAMS/ACCEPTANCE-TEST-TECHNICIAN-CERTIFICATION-PROVIDER-PROGRAM/ACCEPTANCE.

PROJECT DESCRIPTION

-ROLLER SHADES INSTALLATION OF CLASSROOM BUILDINGS 1, 2, 3, 4, 5, 6, 8, 9, 10, 11, & 12

- INSTALLATION OF ACOUSTICAL CEILING TILE

APPLICABLE CODES AND STANDARDS

PARTIAL LIST OF APPLICABLE CODES AS OF JANUARY 1, 2023
ALL PARTS OF THE TITLE 24 CODE SHOWN BELOW HAVE AN EFFECTIVE DATE OF **JANUARY 1, 2023** EXCEPT:

- CALIFORNIA ADMINISTRATIVE CODE - EFFECTIVE **MARCH 5, 2022**

CALIFORNIA ADMINISTRATIVE CODE (CAC) - CCR, TITLE 24, PART 1

CALIFORNIA BUILDING CODE (CBC) - CCR, TITLE 24, PART 2
(2021 INTERNATIONAL BUILDING CODE, VOL. 1 & 2, AND 2022 CALIFORNIA AMENDMENTS)

CALIFORNIA ELECTRICAL CODE (CEC) - CCR, TITLE 24, PART 3
(2021 NATIONAL ELECTRICAL CODE AND 2022 CALIFORNIA AMENDMENTS)

CALIFORNIA MECHANICAL CODE (CMC) - CCR, TITLE 24, PART 4
(2021 IAPMO UNIFORM MECHANICAL CODE AND 2022 CALIFORNIA AMENDMENTS

CALIFORNIA PLUMBING CODE (CPC) - CCR, TITLE 24, PART 5
(2021 IAPMO UNIFORM PLUMBING CODE AND 2022 CALIFORNIA AMENDMENTS)

CALIFORNIA ENERGY CODE (CEC) - CCR, TITLE 24, PART 6

CALIFORNIA FIRE CODE (CFC) - CCR, TITLE 24, PART 9
(2021 INTERNATIONAL FIRE CODE AND 2022 CALIFORNIA AMENDMENTS)

CALIFORNIA EXISTING BUILDING CODE (CEBC) - CCR, TITLE 24, PART 10

CALIFORNIA GREEN BUILDING STANDARDS CODE (CALGREEN) - CCR, TITLE 24, PART 11

CALIFORNIA REFERENCED STANDARDS CODE - CCR, TITLE 24, PART 12
(PUBLIC SAFETY, STATE FIRE MARSHAL REGULATIONS)

ASME A17.1/CSA B44-13 SAFETY CODE FOR ELEVATORS AND ESCALATORS *PER 2022 CBC PART 2 CH 35) - CAL/OSHA ELEVATOR UNIT ENFORCES CCR TITLE 8 AND USES THE 2004 ASME A17.1 BY ADOPTION*

PARTIAL LIST OF APPLICABLE STANDARDS AS OF JANUARY 1, 2023*

FOR A COMPLETE LIST OF APPLICABLE NFPA STANDARDS REFER TO 2022 CBC (SFM) CHAPTER 35 AND CALIFORNIA FIRE CODE CHAPTER 80. SEE CALIFORNIA BUILDING CODE CHAPTER 35 FOR STATE OF CALIFORNIA AMENDMENTS TO THE NFPA STANDARDS.

NFPA 10-21 - STANDARD FOR PORTABLE FIRE EXTINGUISHERS

NFPA 13-22 - STANDARD FOR THE INSTALLATION OF SPRINKLER SYSTEMS (AS AMENDED)

NFPA 14-19 - STANDARD FOR THE INSTALLATION OF STANDPIPE AND HOSE SYSTEMS

NFPA 24-19 - STANDARD FOR THE INSTALLATION OF PRIVATE FIRE SERVICE MAINS AND THEIR APPURTENANCES (AS AMENDED)

NFPA 72-22 - NATIONAL FIRE ALARM AND SIGNALING CODE (AS AMENDED)

ICC 300-17 - STANDARD FOR BLEACHERS, FOLDING AND TELESCOPIC SEATING, AND GRANDSTANDS

UL 300-2005(R2010) - STANDARD FOR FIRE TESTING OF FIRE EXTINGUISHING SYSTEMS FOR PROTECTION OF COMMERCIAL COOKING EQUIPMENT

UL 464-03 - AUDIBLE SIGNALING DEVICES FOR FIRE ALARM AND SIGNALING SYSTEMS, INCLUDING ACCESSORIES

UL 521-99 - STANDARD FOR HEAT DETECTORS FOR FIRE PROTECTIVE SIGNALING SYSTEMS

SHEET # — SHEET NAME

1. OVERALL GENERAL INFORMATION
- G-000 COVER SHEET
- G-001 TITLE SHEET

GENERAL SHEETS TOTAL: 2

3. ARCHITECTURAL DRAWINGS
- A-201 BLDG K. 1, 5, & 8 - WINDOW ROLLER SHADES FLOOR PLAN
- A-202 BLDG 2, 3, 4 & 5 - FLOOR PLANS RS
- A-203 BLDG 6, 9 & 10 - FLOOR PLANS RS
- A-204 BLDG 2, 3, & 4 - REFLECTED CEILING PLANS
- A-205 BLDG 5 - REFLECTED CEILING PLANS
- A-601 BLDG K. 1, 5, & 8 - TYPICAL ELEV AND DETAIL
- A-602 BLDG K. 1, 5, & 8 - TYPICAL ELEV AND DETAIL
- A-603 INTERIOR ELEVATIONS RS
- A-801 BLDG K. 1, 5, & 8 - RS SCHEDULE
- A-802 SCHEDULE - ROLLER SHADES

ARCHITECTURAL SHEETS TOTAL: 10
OVERALL SHEET TOTAL: 12

VICINITY MAP

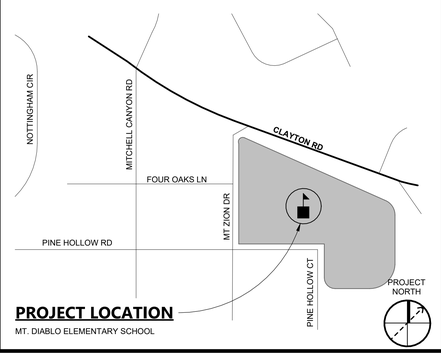

PROJECT LOCATION

MT. DIABLO ELEMENTARY SCHOOL

196
991 W HEDDING ST., SUITE 101
SAN JOSE, CA 95126
TEL (408) 715-4470

PROFESSIONAL STAMP

REVISIONS

THE ARCHITECT DOES NOT REPRESENT THAT THESE PLANS OR THE SPECIFICATIONS ARE SUITABLE FOR ANY SITE OTHER THAN THE ONE FOR WHICH THEY WERE SPECIFICALLY PREPARED. THE ARCHITECT DISCLAIMS RESPONSIBILITY FOR THESE PLANS AND SPECIFICATIONS IF THEY ARE USED IN WHOLE OR IN PART AT ANY OTHER SITE. WRITTEN DIMENSIONS ON THESE DRAWINGS SHALL HAVE PRECEDENCE OVER SCALED DIMENSIONS.

PROJECT OWNER & TITLE
MT DIABLO UNIFIED SCHOOL DISTRICT
1936 Carlotta Way
Concord, CA 94519

MT. DIABLO ES ACOUSTICAL CEILING TILE AND SHADE COVERINGS
5880 Mt. Zion Drive
Clayton, CA 94517

SHEET TITLE
TITLE SHEET

INCREMENT 2

DRAWN BY: JK JOB NUMBER: 23120.01

SHEET NO.
G-001

DATE: AUGUST 01, 2025

CONSTRUCTION DOCUMENTS

DATE PLOTTED: 8/1/2025 6:11:42 PM FILE LOCATION: Autodesk Docs://MDUSD - Roller Shades/23120_MTDUSD_MT DIABLO ES MOD_INC02_A22.rvt

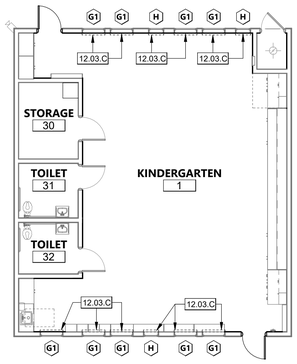

BUILDING K FLOOR PLAN | 1/8" = 1'-0" | 7

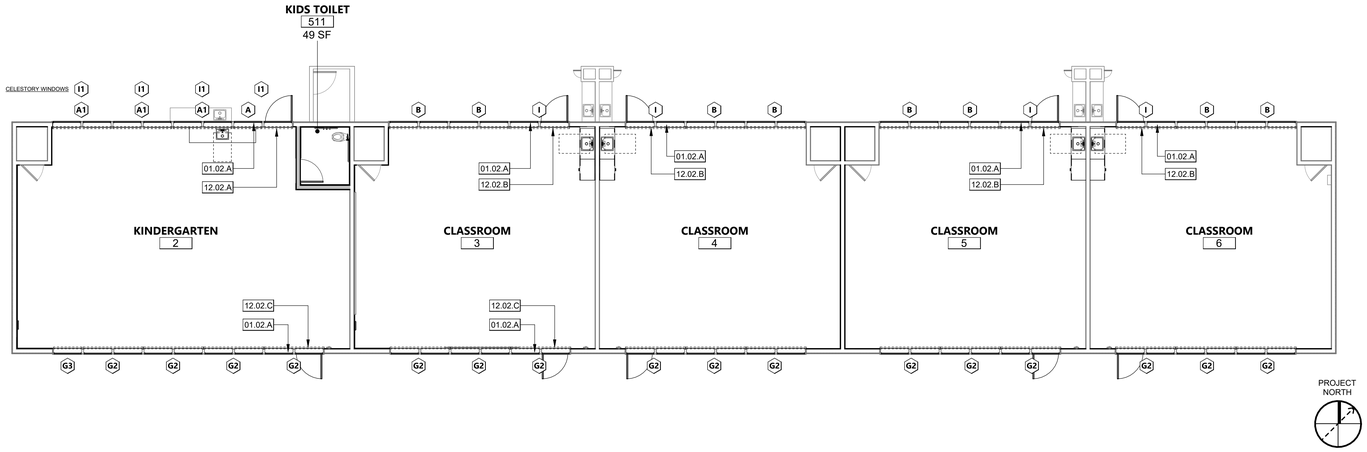

PROJECT NORTH

BUILDING 1 - FLOOR PLAN | 1/8" = 1'-0" | 1

PROJECT NORTH

BUILDING 8 FLOOR PLAN | 1/8" = 1'-0" | 3

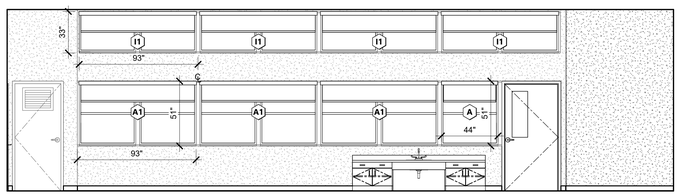

BLDG 1 - KINDERGARTEN 2 - NORTH | 1/4" = 1'-0" | 4

BLDG 1 - KINDERGARTEN 2 -SOUTH | 1/4" = 1'-0" | 5

PROJECT NORTH

BUILDING 5 ADMIN - FLOOR PLAN | 1/4" = 1'-0" | 2

KEYNOTES.

01.02.A	(E) TRANSOM WINDOWS ABOVE, SEE INTERIOR ELEVATIONS.
12.02.A	(N) ROLLER SHADE I1 FOR (E) TRANSOM WINDOW ABOVE, SEE INTERIOR ELEVATIONS 4/1A-000.
12.02.B	(N) ROLLER SHADE I FOR (E) TRANSOM WINDOW ABOVE, SEE INTERIOR ELEVATIONS.
12.02.C	(N) ROLLER SHADE G2 FOR (E) TRANSOM WINDOW ABOVE, SEE INTERIOR ELEVATIONS 5/1A-000.
12.03.B	(N) ROLLER SHADE TO BE STUD MOUNTED. REFER DETAIL 3 & 5/1A-001. SEE INTERIOR
12.03.C	(N) ROLLER SHADE TO BE WALL MOUNTED. REFER DETAIL 1/1A-001. SEE INTERIOR
26.05.A	PROTECT AND REINSTALL EXISTING WIRE-MOLD, S.E.D.

LEGEND - FLOOR PLAN

ROOM NAME — ROOM NAME
101 — ROOM NUMBER
150 SF — ROOM AREA

A — ROLLER SHADES TYPE TAG

(N) SINGLE OR DUAL ROLLER SHADES

LEGEND - FLOOR PLAN GENERAL NOTES

1. REFER TO MANUFACTURER'S CUTSHEETS FOR SPECIFIC INSTALLATION REQUIREMENTS, INCLUDING INSTRUCTIONS FOR BRACKET PLACEMENT, MOUNTING HARDWARE, AND OPERATION REQUIREMENTS.
2. CONTRACTOR TO VERIFY IN FIELD THE ROUGH OPENINGS AND WINDOWS RECEIVING NEW ROLLER SHADES.
3. EXAMINE SUBSTRATES, AREAS, AND CONDITIONS, WITH INSTALLER PRESENT, FOR COMPLIANCE WITH REQUIREMENTS FOR INSTALLATION TOLERANCES, OPERATIONAL CLEARANCES, AND OTHER CONDITIONS AFFECTING PERFORMANCE.
4. ENSURE THE MOUNTING BRACKETS ARE LEVEL TO ENSURE THE FABRIC WILL ROLL UP PROPERLY AND OPERATE SMOOTHLY.
5. REVIEW MANUFACTURER'S CUTSHEETS AND SPECIFICATIONS FOR APPROPRIATE FASTENERS (SCREWS, ANCHORS) TO SECURELY ATTACH THE BRACKETS TO THE MOUNTING SURFACE (WALL, CEILING, OR WINDOW FRAME).
6. INSTALL ROLLER SHADES LEVEL, PLUMB, AND ALIGNED WITH ADJACENT UNITS ACCORDING TO MANUFACTURER'S WRITTEN INSTRUCTIONS, AND LOCATE SO SHADE BAND IS NOT CLOSER THAN 2 INCHES TO INTERIOR FACE OF GLASS. ALLOW CLEARANCES FOR WINDOW OPERATION HARDWARE.
7. ADJUST AND BALANCE ROLLER SHADES TO OPERATE SMOOTHLY, EASILY, SAFELY, AND FREE FROM BINDING OR MALFUNCTION THROUGHOUT ENTIRE OPERATIONAL RANGE.
8. CLEAN ROLLER SHADE SURFACES AFTER INSTALLATION, ACCORDING TO MANUFACTURER'S WRITTEN INSTRUCTIONS.
9. PROVIDE FINAL PROTECTION AND MAINTAIN CONDITIONS, IN A MANNER ACCEPTABLE TO MANUFACTURER AND INSTALLER, THAT ENSURE ROLLER SHADES ARE WITHOUT DAMAGE OR DETERIORATION AT TIME OF SUBSTANTIAL COMPLETION.
10. REPLACE DAMAGED ROLLER SHADES THAT CANNOT BE REPAIRED, IN A MANNER APPROVED BY ARCHITECT, BEFORE TIME OF SUBSTANTIAL COMPLETION.

KEY PLAN

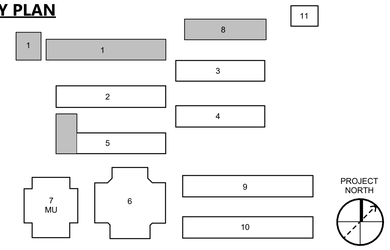

196
991 W HEDDING ST., SUITE 101
SAN JOSE, CA 95126
TEL (408) 715-4470

PROFESSIONAL STAMP

REVISIONS

THE ARCHITECT DOES NOT REPRESENT THAT THESE PLANS OR THE SPECIFICATIONS ARE SUITABLE FOR ANY SITE OTHER THAN THE ONE FOR WHICH THEY WERE SPECIFICALLY PREPARED. THE ARCHITECT DISCLAIMS RESPONSIBILITY FOR THESE PLANS AND SPECIFICATIONS IF THEY ARE USED IN WHOLE OR IN PART AT ANY OTHER SITE. WRITTEN DIMENSIONS ON THESE DRAWINGS SHALL HAVE PRECEDENCE OVER SCALED DIMENSIONS.

PROJECT OWNER & TITLE

MOUNT DIABLO UNIFIED SCHOOL DISTRICT
1936 Carlotta Way
Concord, CA 94519

MT. DIABLO ES ACOUSTICAL CEILING TILE AND SHADE COVERINGS

5880 Mt. Zion Drive
Clayton, CA 94517

SHEET TITLE

BLDG K, 1, 5, & 8 - WINDOW ROLLER SHADE FLOOR PLAN

INCREMENT 1

DRAWN BY: XX JOB NUMBER: 23120.01

SHEET NO.

A-201

DATE: AUGUST 1, 2025

DATE PLOTTED: 8/1/2025 5:23:38 PM FILE LOCATION: Autodesk Docs://MDUSD - Roller Shades/23120_MTDIUSD_MT DIABLO ES MOD_INC01_A22.rvt

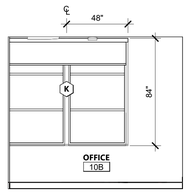

OFFICE 10B - N | 1/4" = 1'-0" | 12

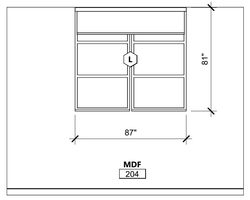

MDF 204 - RS | 1/4" = 1'-0" | 7

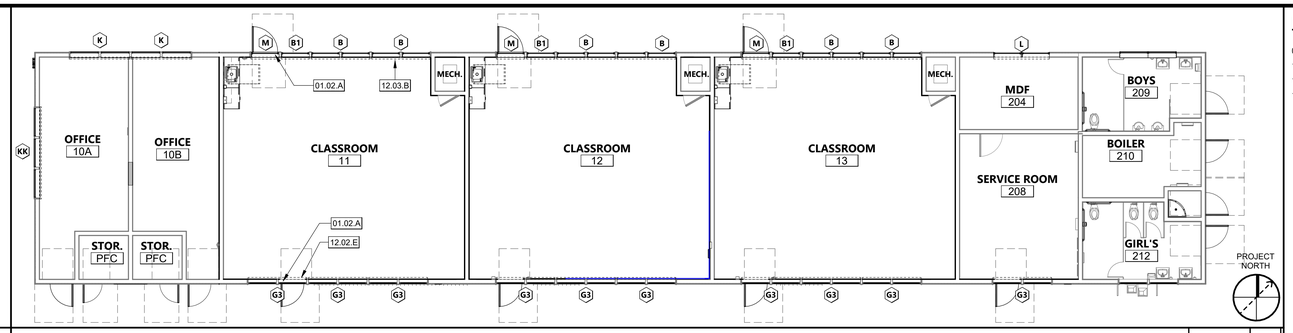

BUILDING 2 FLOOR PLAN - RS | 1/8" = 1'-0" | 1

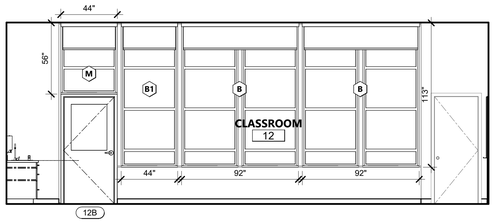

BLDG 2 CR - NORTH - RS | 1/4" = 1'-0" | 8

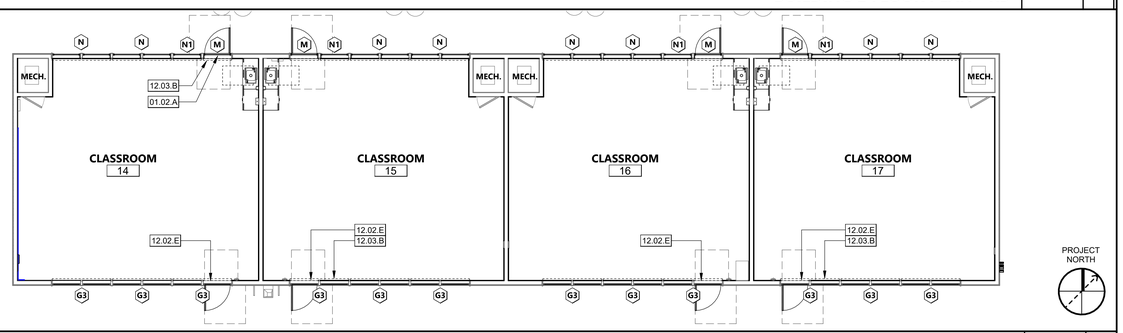

BUILDING 3 FLOOR PLAN - RS | 1/8" = 1'-0" | 2

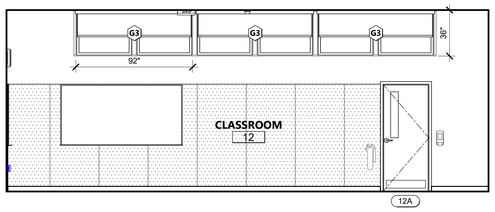

BLDG 2 CR - SOUTH - RS | 1/4" = 1'-0" | 9

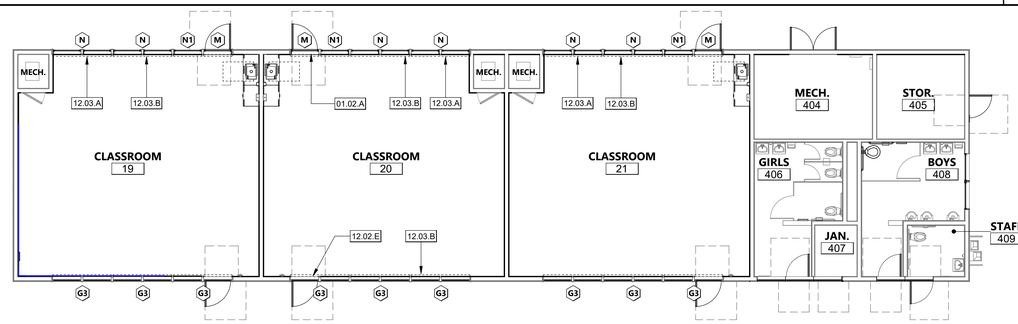

BUILDING 4 FLOOR PLAN - RS | 1/8" = 1'-0" | 3

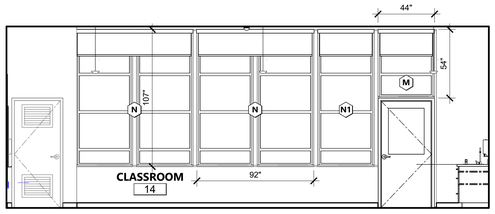

BLDG 3 CR - NORTH - RS | 1/4" = 1'-0" | 10

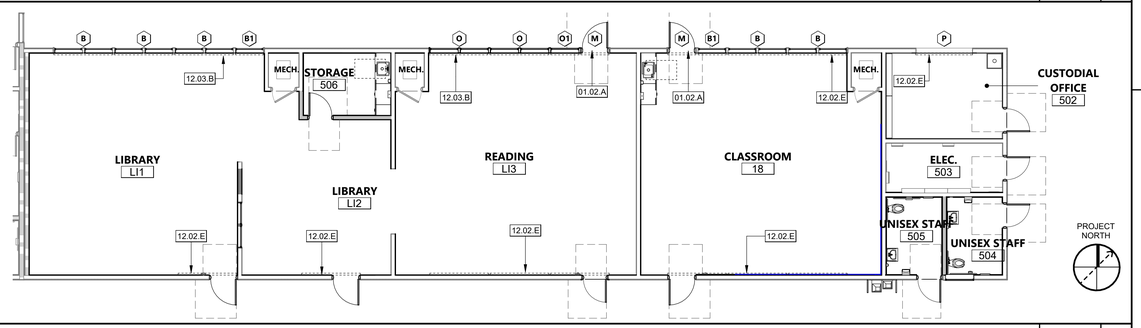

BUILDING 5 FLOOR PLAN - RS | 1/8" = 1'-0" | 4

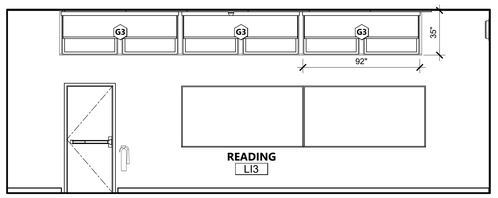

BLDG 5 LI3 - S- RS | 1/4" = 1'-0" | 11

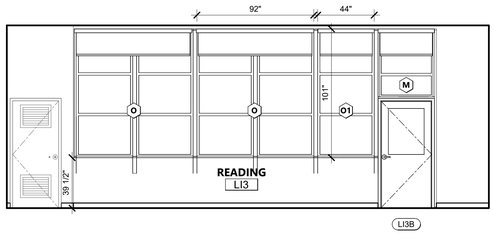

BLDG 5 READING LI3 - NORTH | 1/4" = 1'-0" | 6

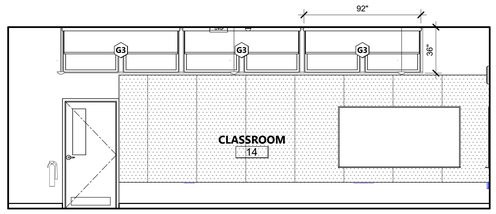

BLDG 3 CR - SOUTH - RS | 1/4" = 1'-0" | 5

KEYNOTES

01.02.A	(E) TRANSOM WINDOWS ABOVE, SEE INTERIOR ELEVATIONS.
12.02.E	(N) ROLLER SHADE G3 FOR (E) TRANSOM WINDOW ABOVE, SEE INTERIOR ELEVATIONS
12.03.A	(N) ROLLER SHADE TO BE JAMB MOUNTED. REFER DETAIL 4/1A-001. SEE INTERIOR
12.03.B	(N) ROLLER SHADE TO BE STUD MOUNTED. REFER DETAIL 3 & 5/1A-001. SEE INTERIOR

LEGEND - FLOOR PLAN GENERAL NOTES

1. REFER TO MANUFACTURER'S CUTSHEETS FOR SPECIFIC INSTALLATION REQUIREMENTS, INCLUDING INSTRUCTIONS FOR BRACKET PLACEMENT, MOUNTING HARDWARE, AND OPERATION REQUIREMENTS.
2. CONTRACTOR TO VERIFY IN FIELD THE ROUGH OPENINGS AND WINDOWS RECEIVING NEW ROLLER SHADES.
3. EXAMINE SUBSTRATES, AREAS, AND CONDITIONS, WITH INSTALLER PRESENT, FOR COMPLIANCE WITH REQUIREMENTS FOR INSTALLATION TOLERANCES, OPERATIONAL CLEARANCES, AND OTHER CONDITIONS AFFECTING PERFORMANCE.
4. ENSURE THE MOUNTING BRACKETS ARE LEVEL TO ENSURE THE FABRIC WILL ROLL UP PROPERLY AND OPERATE SMOOTHLY.
5. REVIEW MANUFACTURER'S CUTSHEETS AND SPECIFICATIONS FOR APPROPRIATE FASTENERS (SCREWS, ANCHORS) TO SECURELY ATTACH THE BRACKETS TO THE MOUNTING SURFACE (WALL, CEILING, OR WINDOW FRAME).
6. INSTALL ROLLER SHADES LEVEL, PLUMB, AND ALIGNED WITH ADJACENT UNITS ACCORDING TO MANUFACTURER'S WRITTEN INSTRUCTIONS, AND LOCATE SO SHADE BAND IS NOT CLOSER THAN 2 INCHES TO INTERIOR FACE OF GLASS. ALLOW CLEARANCES FOR WINDOW OPERATION HARDWARE.
7. ADJUST AND BALANCE ROLLER SHADES TO OPERATE SMOOTHLY, EASILY, SAFELY, AND FREE FROM BINDING OR MALFUNCTION THROUGHOUT ENTIRE OPERATIONAL RANGE.
8. CLEAN ROLLER SHADE SURFACES AFTER INSTALLATION, ACCORDING TO MANUFACTURER'S WRITTEN INSTRUCTIONS.
9. PROVIDE FINAL PROTECTION AND MAINTAIN CONDITIONS, IN A MANNER ACCEPTABLE TO MANUFACTURER AND INSTALLER, THAT ENSURE ROLLER SHADES ARE WITHOUT DAMAGE OR DETERIORATION AT TIME OF SUBSTANTIAL COMPLETION.
10. REPLACE DAMAGED ROLLER SHADES THAT CANNOT BE REPAIRED, IN A MANNER APPROVED BY ARCHITECT, BEFORE TIME OF SUBSTANTIAL COMPLETION.

LEGEND - FLOOR PLAN

ROOM NAME — ROOM NAME
101 — ROOM NUMBER
150 SF — ROOM AREA
A — ROLLER SHADES TYPE TAG
(N) SINGLE OR DUAL ROLLER SHADES

KEY PLAN

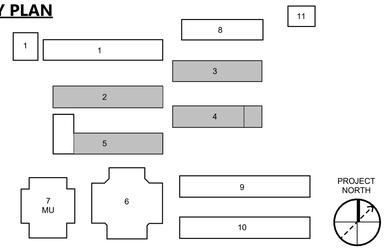

196
991 W HEDDING ST., SUITE 101
SAN JOSE, CA 95126
TEL (408) 715-4470

PROFESSIONAL STAMP

REVISIONS

THE ARCHITECT DOES NOT REPRESENT THAT THESE PLANS OR THE SPECIFICATIONS ARE SUITABLE FOR ANY SITE OTHER THAN THE ONE FOR WHICH THEY WERE SPECIFICALLY PREPARED. THE ARCHITECT DISCLAIMS RESPONSIBILITY FOR THESE PLANS AND SPECIFICATIONS IF THEY ARE USED IN WHOLE OR IN PART AT ANY OTHER SITE. WRITTEN DIMENSIONS ON THESE DRAWINGS SHALL HAVE PRECEDENCE OVER SCALED DIMENSIONS.

PROJECT OWNER & TITLE
MT DIABLO UNIFIED SCHOOL DISTRICT
1936 Carlotta Way
Concord, CA 94519

MT. DIABLO ES ACOUSTICAL CEILING TILE AND SHADE COVERINGS

5880 Mt. Zion Drive
Clayton, CA 94517

SHEET TITLE
BLDG 2, 3, 4 & 5 - FLOOR PLANS RS

INCREMENT 2

DRAWN BY: XX JOB NUMBER: 23120.01

SHEET NO.
A-202

DATE: AUGUST 01, 2025

CONSTRUCTION DOCUMENTS

FILE LOCATION: Autodesk Docs://MDUSD - Roller Shades/23120_MTDUSD_MT DIABLO ES MOD_INC02_A22.rvt
DATE PLOTTED: 8/1/2025 6:11:19 PM

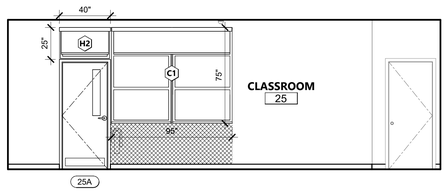

BLDG 6 CR 25 - SOUTH - RS | 1/4" = 1'-0" | 4

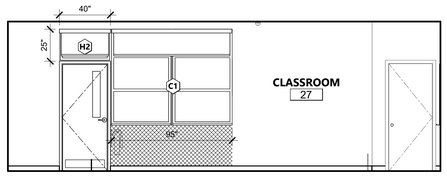

BLDG 6 CR 26, 27 - EAST RS | 1/4" = 1'-0" | 5

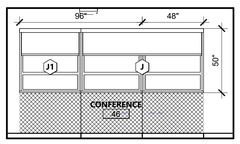

CONFERENCE 46 - WEST - RS | 1/4" = 1'-0" | 7

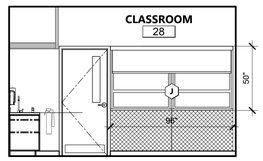

BLDG 6 CR 28 - EAST RS | 1/4" = 1'-0" | 6

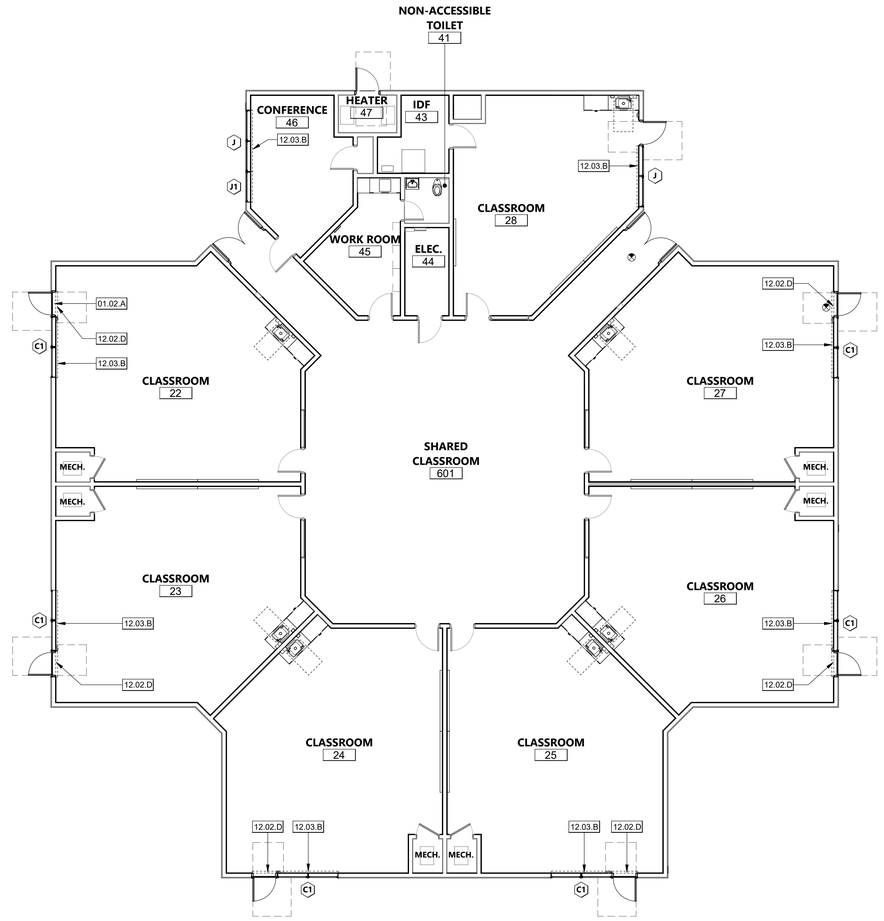

BUILDING 6 FLOOR PLAN RS | 1/8" = 1'-0" | 1

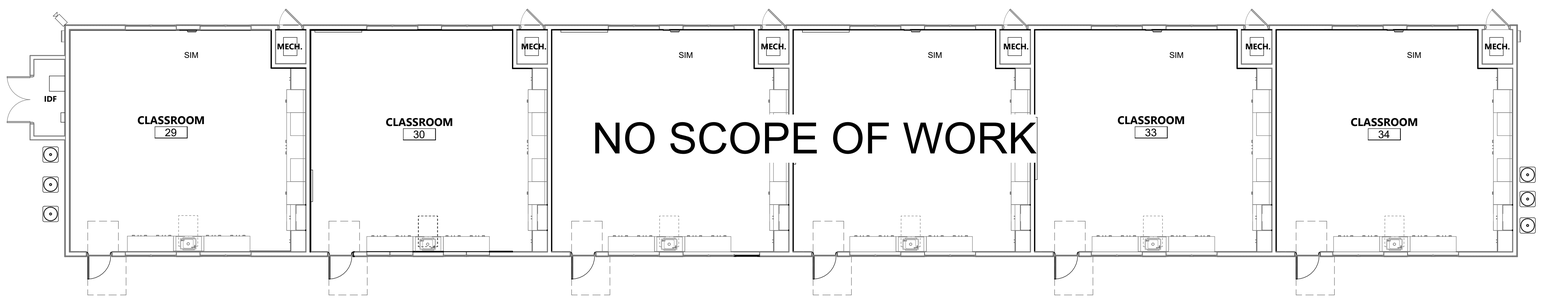

BUILDING 9 FLOOR PLAN - RS | 1/8" = 1'-0" | 2

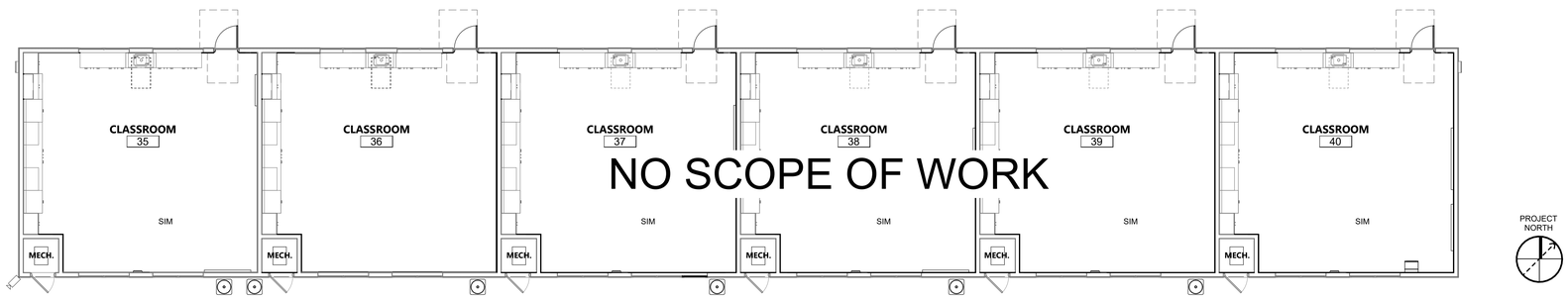

BUILDING 10 FLOOR PLAN - RS | 1/8" = 1'-0" | 3

KEYNOTES

01.02.A	(E) TRANSOM WINDOWS ABOVE, SEE INTERIOR ELEVATIONS.
12.02.D	(N) ROLLER SHADE H2 FOR (E) TRANSOM WINDOW ABOVE, SEE INTERIOR ELEVATIONS 5/2A-002
12.03.B	(N) ROLLER SHADE TO BE STUD MOUNTED. REFER DETAIL 3 & 5/1A-001. SEE INTERIOR

LEGEND - FLOOR PLAN GENERAL NOTES

1. REFER TO MANUFACTURER'S CUTSHEETS FOR SPECIFIC INSTALLATION REQUIREMENTS, INCLUDING INSTRUCTIONS FOR BRACKET PLACEMENT, MOUNTING HARDWARE, AND OPERATION REQUIREMENTS.
2. CONTRACTOR TO VERIFY IN FIELD THE ROUGH OPENINGS AND WINDOWS RECEIVING NEW ROLLER SHADES.
3. EXAMINE SUBSTRATES, AREAS, AND CONDITIONS, WITH INSTALLER PRESENT, FOR COMPLIANCE WITH REQUIREMENTS FOR INSTALLATION TOLERANCES, OPERATIONAL CLEARANCES, AND OTHER CONDITIONS AFFECTING PERFORMANCE.
4. ENSURE THE MOUNTING BRACKETS ARE LEVEL TO ENSURE THE FABRIC WILL ROLL UP PROPERLY AND OPERATE SMOOTHLY.
5. REVIEW MANUFACTURER'S CUTSHEETS AND SPECIFICATIONS FOR APPROPRIATE FASTENERS (SCREWS, ANCHORS) TO SECURELY ATTACH THE BRACKETS TO THE MOUNTING SURFACE (WALL, CEILING, OR WINDOW FRAME).
6. INSTALL ROLLER SHADES LEVEL, PLUMB, AND ALIGNED WITH ADJACENT UNITS ACCORDING TO MANUFACTURER'S WRITTEN INSTRUCTIONS, AND LOCATE SO SHADE BAND IS NOT CLOSER THAN 2 INCHES TO INTERIOR FACE OF GLASS. ALLOW CLEARANCES FOR WINDOW OPERATION HARDWARE.
7. ADJUST AND BALANCE ROLLER SHADES TO OPERATE SMOOTHLY, EASILY, SAFELY, AND FREE FROM BINDING OR MALFUNCTION THROUGHOUT ENTIRE OPERATIONAL RANGE.
8. CLEAN ROLLER SHADE SURFACES AFTER INSTALLATION, ACCORDING TO MANUFACTURER'S WRITTEN INSTRUCTIONS.
9. PROVIDE FINAL PROTECTION AND MAINTAIN CONDITIONS, IN A MANNER ACCEPTABLE TO MANUFACTURER AND INSTALLER, THAT ENSURE ROLLER SHADES ARE WITHOUT DAMAGE OR DETERIORATION AT TIME OF SUBSTANTIAL COMPLETION.
10. REPLACE DAMAGED ROLLER SHADES THAT CANNOT BE REPAIRED, IN A MANNER APPROVED BY ARCHITECT, BEFORE TIME OF SUBSTANTIAL COMPLETION.

LEGEND - FLOOR PLAN

ROOM NAME — ROOM NAME
101 — ROOM NUMBER
150 SF — ROOM AREA

A — ROLLER SHADES TYPE TAG

(N) SINGLE OR DUAL ROLLER SHADES

KEY PLAN

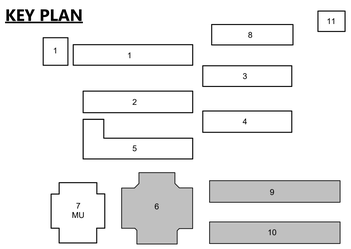

196
991 W HEDDING ST., SUITE 101
SAN JOSE, CA 95126
TEL (408) 715-4470

PROFESSIONAL STAMP

REVISIONS

THE ARCHITECT DOES NOT REPRESENT THAT THESE PLANS OR THE SPECIFICATIONS ARE SUITABLE FOR ANY SITE OTHER THAN THE ONE FOR WHICH THEY WERE SPECIFICALLY PREPARED. THE ARCHITECT DISCLAIMS RESPONSIBILITY FOR THESE PLANS AND SPECIFICATIONS IF THEY ARE USED IN WHOLE OR IN PART AT ANY OTHER SITE. WRITTEN DIMENSIONS ON THESE DRAWINGS SHALL HAVE PRECEDENCE OVER SCALED DIMENSIONS.

PROJECT OWNER & TITLE
MT DIABLO UNIFIED SCHOOL DISTRICT
1936 Carlotta Way
Concord, CA 94519

MT. DIABLO ES ACOUSTICAL CEILING TILE AND SHADE COVERINGS

5880 Mt. Zion Drive
Clayton, CA 94517

SHEET TITLE
BLDG 6, 9 & 10 - FLOOR PLANS RS

INCREMENT 2

DRAWN BY: XX JOB NUMBER: 23120.01

SHEET NO.
A-203

DATE: AUGUST 01, 2025

CONSTRUCTION DOCUMENTS

FILE LOCATION: Autodesk Docs://MDUSD - Roller Shades/23120_MTDUSD_MT DIABLO ES MOD_INC02_A22.rvt
DATE PLOTTED: 8/1/2025 6:11:27 PM

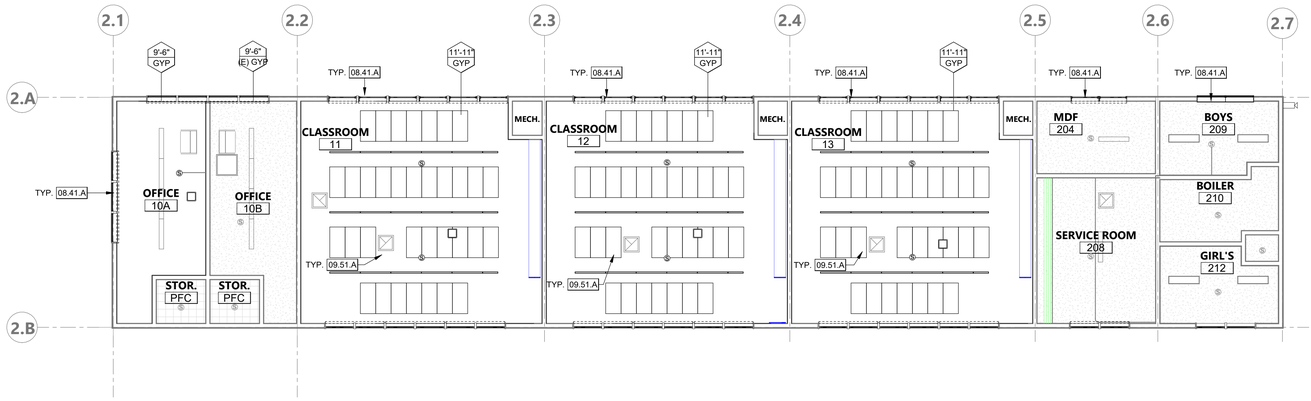

PROJECT NORTH

BUILDING 2 REFLECTED CEILING PLAN | 1/8" = 1'-0" | 1

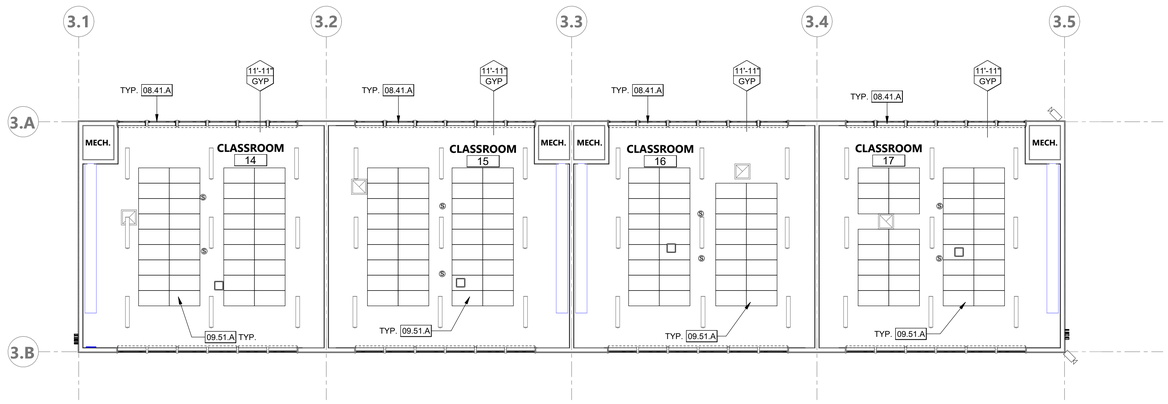

PROJECT NORTH

BUILDING 3 REFLECTED CEILING PLAN | 1/8" = 1'-0" | 2

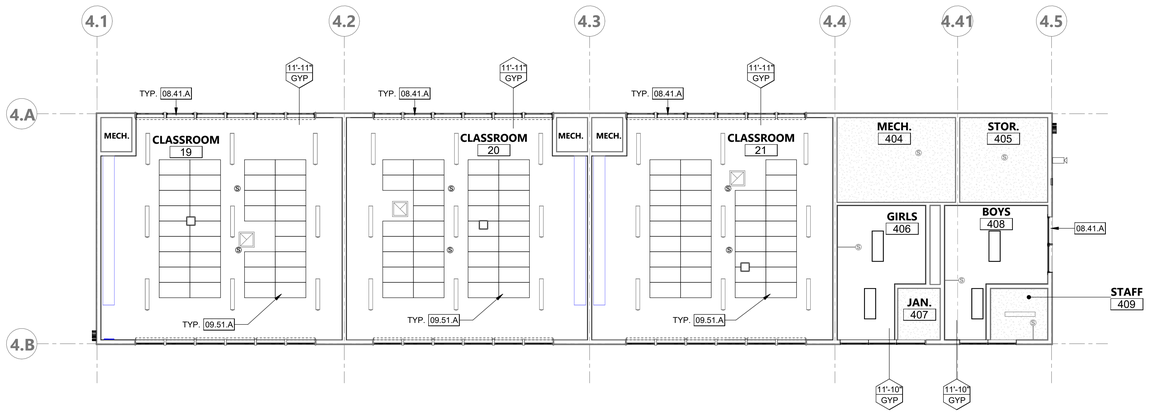

PROJECT NORTH

BUILDING 4 REFLECTED CEILING PLAN | 1/8" = 1'-0" | 3

KEYNOTES

08.41.A (N) ALUMINUM STOREFRONT WINDOW

09.51.A (N) ACOUSTIC 2'X4' CEILING TILES. REFER DETAIL 7/1A-601 & 4/1A-602

LEGEND - CEILING GENERAL NOTES

1. ANY EXPOSED DUCTS, PIPES TO BE PAINTED.
2. ANY EXPOSED STEEL TO BE GALVANIZED AND PAINTED.
3. NO SURFACE MOUNTED BACK BOXES, PIPES OR CONDUIT FOR FRAMED GYP. BD. CEILING.
4. ALL NEW CONDUITS AND RACEWAYS AT NEW CEILINGS SHOULD BE CONCEALED

LEGEND - CEILING

12'-0" ACT — CEILING HEIGHT ABOVE FIN. FLOOR / CEILING MATERIAL

NEW 2x4 SUSPENDED ACOUSTICAL CEILING TILES (ACT) IN EXISTING GRID

NEW GWB - FRAMED GYPSUM BOARD CEILING (GYP)

11 / 2A-922

EXISTING GWB - FRAMED GYPSUM BOARD CEILING (GYP (E))

(E) ROOF ACCESS HATCH

(E) SMOKE DETECTOR TO BE REINSTALLED, S.E.D.

(E) SMOKE DETECTOR TO REMAIN, PROTECT IN PLACE

NEW PENDANT LIGHT, S.E.D.

(E) RETURN AIR GRILLE, S.M.D.

(E) SUPPLY REGISTER, S.M.D.

(E) EXHAUST FAN OR GRILLE TO BE REMOVED WHERE INDICATED, S.M.D.

(E) WIRELESS ACCESS POINT REINSTALLED, S.T.D.

(E) ILLUMINATED EXIT SIGN

NOTE: B.O.S. = BOTTOM OF STRUCTURE
ALL ACP SHOULD BE MOUNTED TO THE BOTTOM OF (E) STRUCTURE. UNLESS OTHERWISE NOTED.

NOTE: SYMBOLS SHOWN FOR LOCATION PURPOSES ONLY. SEE MECHANICAL, ELECTRICAL & FIRE PROTECTION DRAWINGS FOR DETAILED INFORMATION

KEY PLAN

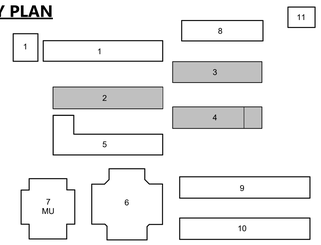

196

991 W HEDDING ST., SUITE 101
SAN JOSE, CA 95126
TEL (408) 715-4470

PROFESSIONAL STAMP

REVISIONS

THE ARCHITECT DOES NOT REPRESENT THAT THESE PLANS OR THE SPECIFICATIONS ARE SUITABLE FOR ANY SITE OTHER THAN THE ONE FOR WHICH THEY WERE SPECIFICALLY PREPARED. THE ARCHITECT DISCLAIMS RESPONSIBILITY FOR THESE PLANS AND SPECIFICATIONS IF THEY ARE USED IN WHOLE OR IN PART AT ANY OTHER SITE. WRITTEN DIMENSIONS ON THESE DRAWINGS SHALL HAVE PRECEDENCE OVER SCALED DIMENSIONS.

PROJECT OWNER & TITLE

MT DIABLO UNIFIED SCHOOL DISTRICT
1936 Carlotta Way
Concord, CA 94519

MT. DIABLO ES ACOUSTICAL CEILING TILE AND SHADE COVERINGS

5880 Mt. Zion Drive
Clayton, CA 94517

SHEET TITLE

BLDG 2, 3, & 4 - REFLECTED CEILING PLANS

INCREMENT 2

DRAWN BY: Author JOB NUMBER: 23120.01

SHEET NO.

A-204

DATE: AUGUST 01, 2025

CONSTRUCTION DOCUMENTS

DATE PLOTTED: 8/1/2025 6:11:31 PM FILE LOCATION: Autodesk Docs://MDUSD - Roller Shades/23120_MTDUSD_MT DIABLO ES MOD_INC02_A22.rvt

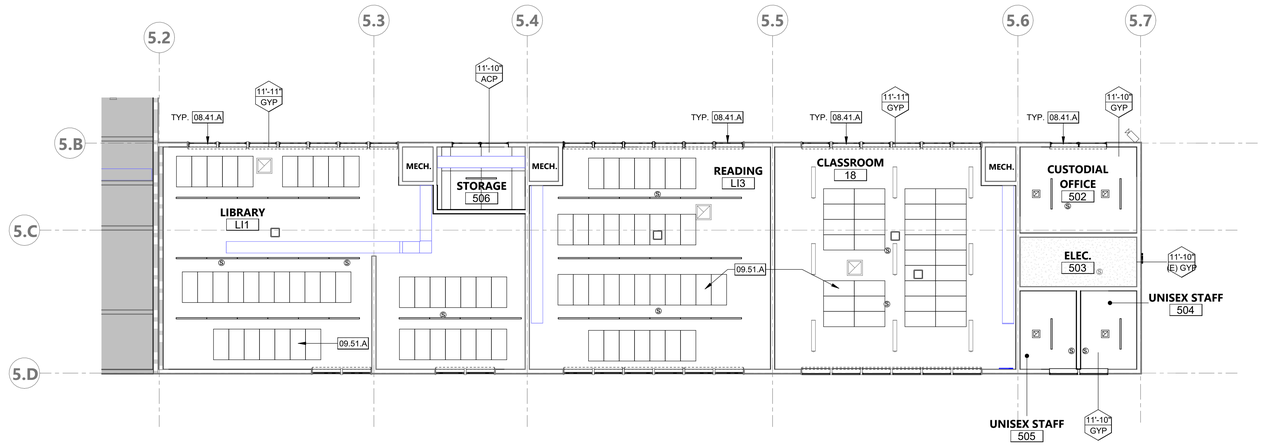

PROJECT NORTH

BUILDING 5 REFLECTED CEILING PLAN | 1/8" = 1'-0" | 1

KEYNOTES

08.41.A (N) ALUMINUM STOREFRONT WINDOW

09.51.A (N) ACOUSTIC 2'X4' CEILING TILES. REFER DETAIL 7/1A-601 & 4/1A-602

LEGEND - CEILING GENERAL NOTES

1. ANY EXPOSED DUCTS, PIPES TO BE PAINTED.
2. ANY EXPOSED STEEL TO BE GALVANIZED AND PAINTED.
3. NO SURFACE MOUNTED BACK BOXES, PIPES OR CONDUIT FOR FRAMED GYP. BD. CEILING.
4. ALL NEW CONDUITS AND RACEWAYS AT NEW CEILINGS SHOULD BE CONCEALED

LEGEND - CEILING

12'-0" ACT — CEILING HEIGHT ABOVE FIN. FLOOR / CEILING MATERIAL

NEW 2x4 SUSPENDED ACOUSTICAL CEILING TILES (ACT) IN EXISTING GRID

NEW GWB - FRAMED GYPSUM BOARD CEILING (GYP) — 11 / 2A-922

EXISTING GWB - FRAMED GYPSUM BOARD CEILING (GYP (E))

(E) ROOF ACCESS HATCH

(E) SMOKE DETECTOR TO BE REINSTALLED, S.E.D.

(E) SMOKE DETECTOR TO REMAIN, PROTECT IN PLACE

NEW PENDANT LIGHT, S.E.D.

(E) RETURN AIR GRILLE, S.M.D.

(E) SUPPLY REGISTER, S.M.D.

(E) EXHAUST FAN OR GRILLE TO BE REMOVED WHERE INDICATED, S.M.D.

(E) WIRELESS ACCESS POINT REINSTALLED, S.T.D.

(E) ILLUMINATED EXIT SIGN

NOTE: B.O.S. = BOTTOM OF STRUCTURE ALL ACP SHOULD BE MOUNTED TO THE BOTTOM OF (E) STRUCTURE. UNLESS OTHERWISE NOTED.

NOTE: SYMBOLS SHOWN FOR LOCATION PURPOSES ONLY. SEE MECHANICAL, ELECTRICAL, & FIRE PROTECTION DRAWINGS FOR DETAILED INFORMATION

KEY PLAN

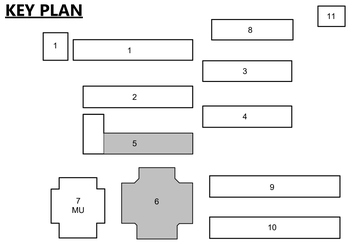

PROJECT NORTH

196
991 W HEDDING ST., SUITE 101
SAN JOSE, CA 95126
TEL (408) 715-4470

PROFESSIONAL STAMP

REVISIONS

THE ARCHITECT DOES NOT REPRESENT THAT THESE PLANS OR THE SPECIFICATIONS ARE SUITABLE FOR ANY SITE OTHER THAN THE ONE FOR WHICH THEY WERE SPECIFICALLY PREPARED. THE ARCHITECT DISCLAIMS RESPONSIBILITY FOR THESE PLANS AND SPECIFICATIONS IF THEY ARE USED IN WHOLE OR IN PART AT ANY OTHER SITE. WRITTEN DIMENSIONS ON THESE DRAWINGS SHALL HAVE PRECEDENCE OVER SCALED DIMENSIONS.

PROJECT OWNER & TITLE

MT DIABLO UNIFIED SCHOOL DISTRICT
1936 Carlotta Way
Concord, CA 94519

MT. DIABLO ES ACOUSTICAL CEILING TILE AND SHADE COVERINGS

5880 Mt. Zion Drive
Clayton, CA 94517

SHEET TITLE

BLDG 5 - REFLECTED CEILING PLANS

INCREMENT 2

DRAWN BY: Author JOB NUMBER: 23120.01

SHEET NO.

2A-204

DATE: AUGUST 01, 2025

CONSTRUCTION DOCUMENTS

DATE PLOTTED: 8/1/2025 6:11:32 PM FILE LOCATION: Autodesk Docs://MDUSD - Roller Shades/23120_MTDUSD_MT DIABLO ES MOD_INC02_A22.rvt

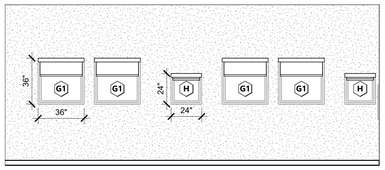

BLDG K - KINDERGARTEN 1 - NORTH 1/4" = 1'-0" **21**

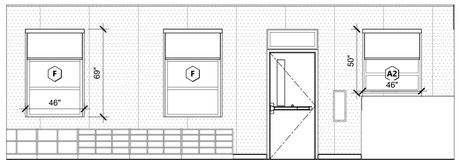

BLDG 8 - KINDERGARTEN 7 - SOUTH 1/4" = 1'-0" **16**

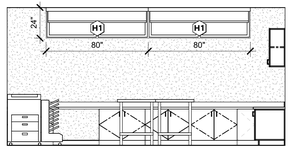

BLDG 5 - STAFF LOUNGE 508 - WEST 1/4" = 1'-0" **11**

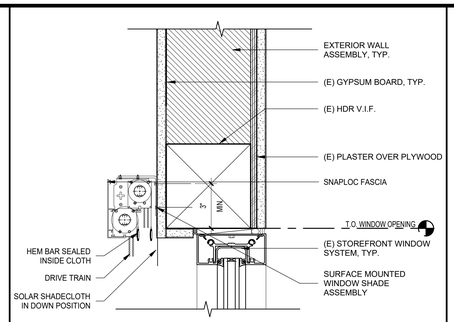

WALL MOUNTED - MECHO 5/5X - DUAL 3" = 1'-0" **6**

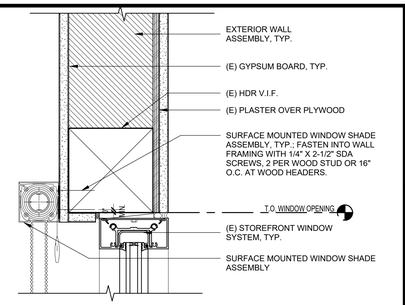

WALL MOUNTED - URBANSHADE 3" = 1'-0" **1**

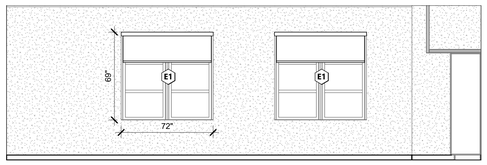

BLDG 8 - TYPICAL CLASSROOM - NORTH 1/4" = 1'-0" **17**

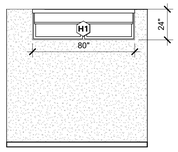

BLDG 5 - VICE PRINCIPAL 517 - WEST 1/4" = 1'-0" **12**

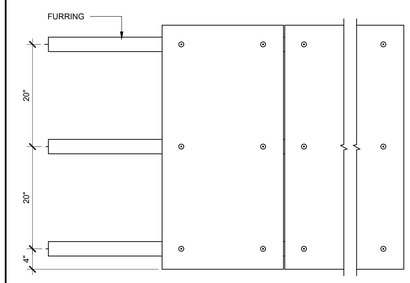

ACOUSTICS BASICS 4' WIDE FURRING 1" = 1'-0" **7**

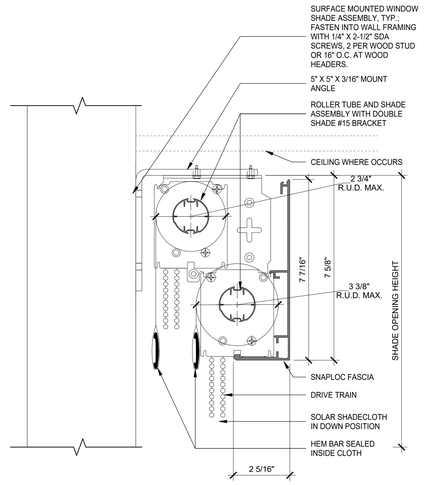

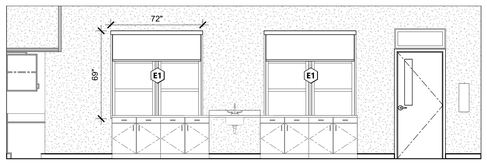

BLDG 8 - TYPICAL CLASSROOM - SOUTH 1/4" = 1'-0" **18**

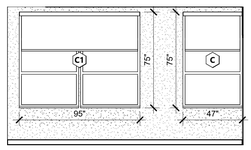

BLDG 5 - NURSE 510 - EAST 1/4" = 1'-0" **13**

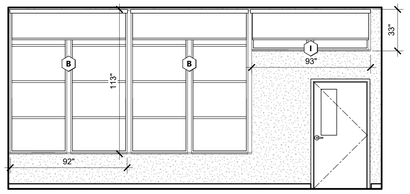

BLDG 1 - TYPICAL CLASSROOM - NORTH 1/4" = 1'-0" **8**

STUD MOUNTED - MECHO 5/5X - DUAL 3/16" = 1'-0" **3**

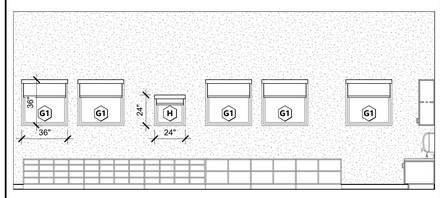

BLDG K - KINDERGARTEN 1 - SOUTH 1/4" = 1'-0" **19**

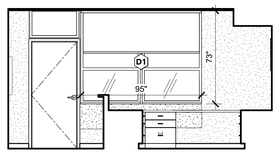

BLDG 5 - SECRETARY 516 - WEST 1/4" = 1'-0" **14**

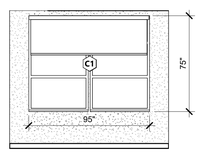

BLDG 5 - PRINCIPAL 509 - EAST 1/4" = 1'-0" **9**

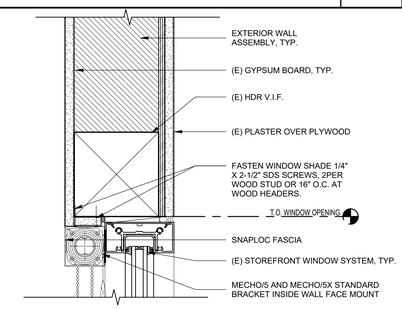

JAMB MOUNTED - URBANSHADE 3" = 1'-0" **4**

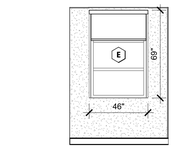

BLDG 8 - WORK 802 - NORTH 1/4" = 1'-0" **15**

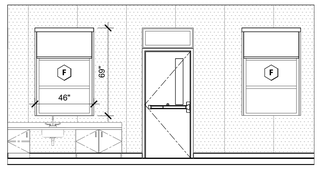

BLDG 8 - KINDERGARTEN 7 - NORTH 1/4" = 1'-0" **10**

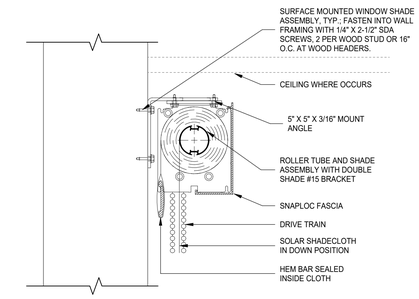

STUD MOUNTED - MECHO 5/5X - SINGLE 3/16" = 1'-0" **5**

196

991 W HEDDING ST., SUITE 101
SAN JOSE, CA 95126
TEL (408) 715-4470

PROFESSIONAL STAMP

REVISIONS

THE ARCHITECT DOES NOT REPRESENT THAT THESE PLANS OR THE SPECIFICATIONS ARE SUITABLE FOR ANY SITE OTHER THAN THE ONE FOR WHICH THEY WERE SPECIFICALLY PREPARED. THE ARCHITECT DISCLAIMS RESPONSIBILITY FOR THESE PLANS AND SPECIFICATIONS IF THEY ARE USED IN WHOLE OR IN PART AT ANY OTHER SITE. WRITTEN DIMENSIONS ON THESE DRAWINGS SHALL HAVE PRECEDENCE OVER SCALED DIMENSIONS.

PROJECT OWNER & TITLE

MOUNT DIABLO UNIFIED SCHOOL DISTRICT
1936 Carlotta Way
Concord, CA 94519

MT. DIABLO ES ACOUSTICAL CEILING TILE AND SHADE COVERINGS

5880 Mt. Zion Drive
Clayton, CA 94517

SHEET TITLE

BLDG K, 1, 5, & 8 - TYPICAL ELEVATIONS AND DETAILS

INCREMENT 1

DRAWN BY: ND JOB NUMBER: 23120.01

SHEET NO.

A-601

DATE: AUGUST 1, 2025

DATE PLOTTED: 8/1/2025 5:23:40 PM FILE LOCATION: Autodesk Docs://MDUSD - Roller Shades/23120_MTDIUSD_MT DIABLO ES MOD_INC01_A22.rvt

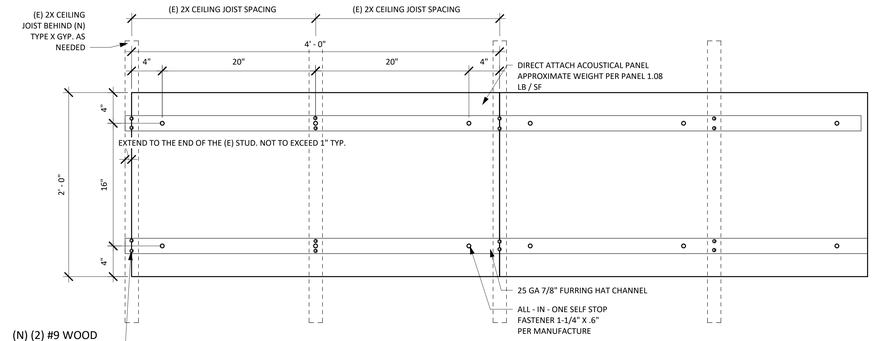

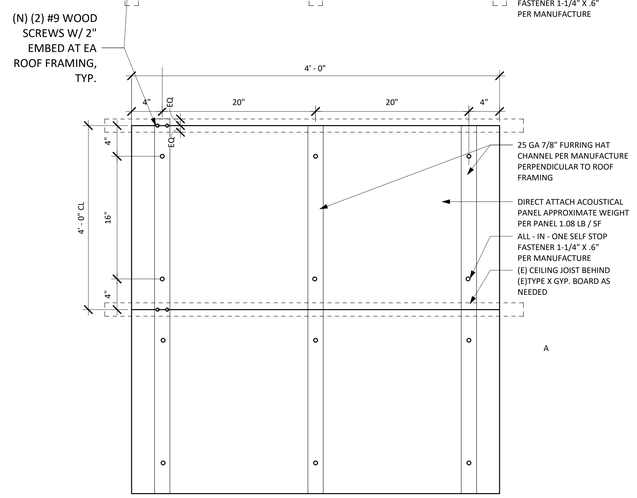

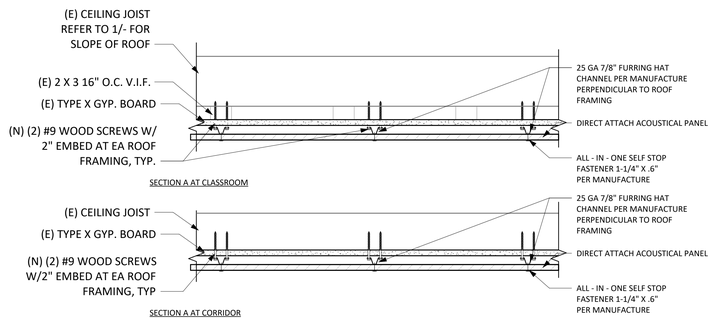

BASIS OF DESIGN

INVISACOUSTICS BASIC DIRECT ATTACH CEILING PANELS

DIRECT ATTACH CEILING PANEL | 1 1/2" = 1'-0" | **4**

196

991 W HEDDING ST., SUITE 101
SAN JOSE, CA 95126
TEL (408) 715-4470

PROFESSIONAL STAMP

REVISIONS

THE ARCHITECT DOES NOT REPRESENT THAT THESE PLANS OR THE SPECIFICATIONS ARE SUITABLE FOR ANY SITE OTHER THAN THE ONE FOR WHICH THEY WERE SPECIFICALLY PREPARED. THE ARCHITECT DISCLAIMS RESPONSIBILITY FOR THESE PLANS AND SPECIFICATIONS IF THEY ARE USED IN WHOLE OR IN PART AT ANY OTHER SITE. WRITTEN DIMENSIONS ON THESE DRAWINGS SHALL HAVE PRECEDENCE OVER SCALED DIMENSIONS.

PROJECT OWNER & TITLE

MOUNT DIABLO UNIFIED SCHOOL DISTRICT
1936 Carlotta Way
Concord, CA 94519

MT. DIABLO ES ACOUSTICAL CEILING TILE AND SHADE COVERINGS

5880 Mt. Zion Drive
Clayton, CA 94517

SHEET TITLE

BLDG K, 1, 5, & 8 - TYPICAL ELEVATIONS AND DETAILS

INCREMENT 1

DRAWN BY: XX JOB NUMBER: 23120.01

SHEET NO.

A-602

DATE: AUGUST 1, 2025

DATE PLOTTED: 8/1/2025 5:23:40 PM FILE LOCATION: Autodesk Docs://MDUSD - Roller Shades/23120_MTDIUSD_MT DIABLO ES MOD_INC01_A22.rvt

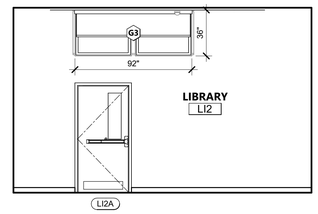

BLDG 5 LI2 - S -RS | 1/4" = 1'-0" | **1**

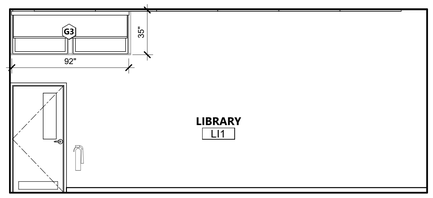

BLDG 5 LI1 - S- RS | 1/4" = 1'-0" | **2**

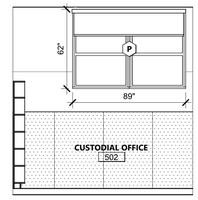

CUSTODIAL OFFICE - 502 - RS | 1/4" = 1'-0" | **3**

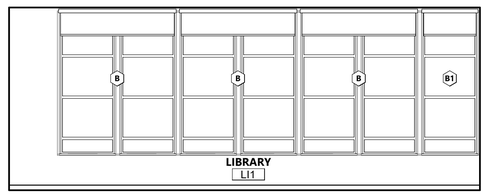

BLDG 5 LI1 - N - RS | 1/4" = 1'-0" | **4**

196
991 W HEDDING ST., SUITE 101
SAN JOSE, CA 95126
TEL (408) 715-4470

PROFESSIONAL STAMP

REVISIONS

THE ARCHITECT DOES NOT REPRESENT THAT THESE PLANS OR THE SPECIFICATIONS ARE SUITABLE FOR ANY SITE OTHER THAN THE ONE FOR WHICH THEY WERE SPECIFICALLY PREPARED. THE ARCHITECT DISCLAIMS RESPONSIBILITY FOR THESE PLANS AND SPECIFICATIONS IF THEY ARE USED IN WHOLE OR IN PART AT ANY OTHER SITE. WRITTEN DIMENSIONS ON THESE DRAWINGS SHALL HAVE PRECEDENCE OVER SCALED DIMENSIONS.

PROJECT OWNER & TITLE

MT DIABLO UNIFIED SCHOOL DISTRICT
1936 Carlotta Way
Concord, CA 94519

MT. DIABLO ES ACOUSTICAL CEILING TILE AND SHADE COVERINGS

5880 Mt. Zion Drive
Clayton, CA 94517

SHEET TITLE

INTERIOR ELEVATIONS RS

INCREMENT 2

DRAWN BY: XX JOB NUMBER: 23120.01

SHEET NO.

A-603

DATE: AUGUST 01, 2025

CONSTRUCTION DOCUMENTS

DATE PLOTTED: 8/1/2025 6:11:38 PM FILE LOCATION: Autodesk Docs://MDUSD - Roller Shades/23120_MTDUSD_MT DIABLO ES MOD_INC02_A22.rvt

WINDOW ROLLER SCHEDULE

ROOM	WIDTH	HEIGHT	SHADE TYPE	TAG	DETAIL	NOTES
BUILDING 1						
1 KINDERGARTEN	36"	36"	DUAL	G1	6/1A-001	SOHO - DOVE GREY 1905 & CHELSEA BLACKOUT - SHALE 0254
1 KINDERGARTEN	24"	24"	DUAL	H	6/1A-001	SOHO - DOVE GREY 1905 & CHELSEA BLACKOUT - SHALE 0254
1 KINDERGARTEN	24"	24"	DUAL	H	6/1A-001	SOHO - DOVE GREY 1905 & CHELSEA BLACKOUT - SHALE 0254
1 KINDERGARTEN	24"	24"	DUAL	H	6/1A-001	SOHO - DOVE GREY 1905 & CHELSEA BLACKOUT - SHALE 0254
1 KINDERGARTEN	36"	36"	DUAL	G1	6/1A-001	SOHO - DOVE GREY 1905 & CHELSEA BLACKOUT - SHALE 0254
1 KINDERGARTEN	36"	36"	DUAL	G1	6/1A-001	SOHO - DOVE GREY 1905 & CHELSEA BLACKOUT - SHALE 0254
1 KINDERGARTEN	36"	36"	DUAL	G1	6/1A-001	SOHO - DOVE GREY 1905 & CHELSEA BLACKOUT - SHALE 0254
1 KINDERGARTEN	36"	36"	DUAL	G1	6/1A-001	SOHO - DOVE GREY 1905 & CHELSEA BLACKOUT - SHALE 0254
1 KINDERGARTEN	36"	36"	DUAL	G1	6/1A-001	SOHO - DOVE GREY 1905 & CHELSEA BLACKOUT - SHALE 0254
1 KINDERGARTEN	36"	36"	DUAL	G1	6/1A-001	SOHO - DOVE GREY 1905 & CHELSEA BLACKOUT - SHALE 0254
2 KINDERGARTEN	92"	51"	DUAL	A1	3/1A-001	SOHO - DOVE GREY 1905 & CHELSEA BLACKOUT - SHALE 0254
2 KINDERGARTEN	92"	51"	DUAL	A1	3/1A-001	SOHO - DOVE GREY 1905 & CHELSEA BLACKOUT - SHALE 0254
2 KINDERGARTEN	92"	51"	DUAL	A1	3/1A-001	SOHO - DOVE GREY 1905 & CHELSEA BLACKOUT - SHALE 0254
2 KINDERGARTEN	44"	51"	DUAL	A	3/1A-001	SOHO - DOVE GREY 1905 & CHELSEA BLACKOUT - SHALE 0254
2 KINDERGARTEN	92"	32"	DUAL	I1	3/1A-001	SOHO - DOVE GREY 1905 & CHELSEA BLACKOUT - SHALE 0254
2 KINDERGARTEN	92"	32"	DUAL	I1	3/1A-001	SOHO - DOVE GREY 1905 & CHELSEA BLACKOUT - SHALE 0254
2 KINDERGARTEN	92"	32"	DUAL	I1	3/1A-001	SOHO - DOVE GREY 1905 & CHELSEA BLACKOUT - SHALE 0254
2 KINDERGARTEN	92"	32"	DUAL	I1	3/1A-001	SOHO - DOVE GREY 1905 & CHELSEA BLACKOUT - SHALE 0254
2 KINDERGARTEN	94"	36"	DUAL	G2	3/1A-001	SOHO - DOVE GREY 1905 & CHELSEA BLACKOUT - SHALE 0254
2 KINDERGARTEN	94"	36"	DUAL	G2	3/1A-001	SOHO - DOVE GREY 1905 & CHELSEA BLACKOUT - SHALE 0254
2 KINDERGARTEN	94"	36"	DUAL	G2	3/1A-001	SOHO - DOVE GREY 1905 & CHELSEA BLACKOUT - SHALE 0254
2 KINDERGARTEN	94"	36"	DUAL	G2	3/1A-001	SOHO - DOVE GREY 1905 & CHELSEA BLACKOUT - SHALE 0254
2 KINDERGARTEN	46"	36"	DUAL	G3	3/1A-001	SOHO - DOVE GREY 1905 & CHELSEA BLACKOUT - SHALE 0254
3 CLASSROOM	92"	113"	DUAL	B	3/1A-001	SOHO - DOVE GREY 1905 & CHELSEA BLACKOUT - SHALE 0254
3 CLASSROOM	92"	113"	DUAL	B	3/1A-001	SOHO - DOVE GREY 1905 & CHELSEA BLACKOUT - SHALE 0254
3 CLASSROOM	94"	32"	DUAL	I	3/1A-001	SOHO - DOVE GREY 1905 & CHELSEA BLACKOUT - SHALE 0254
3 CLASSROOM	94"	36"	DUAL	G2	3/1A-001	SOHO - DOVE GREY 1905 & CHELSEA BLACKOUT - SHALE 0254
3 CLASSROOM	94"	36"	DUAL	G2	3/1A-001	SOHO - DOVE GREY 1905 & CHELSEA BLACKOUT - SHALE 0254
3 CLASSROOM	94"	36"	DUAL	G2	3/1A-001	SOHO - DOVE GREY 1905 & CHELSEA BLACKOUT - SHALE 0254
4 CLASSROOM	92"	113"	DUAL	B	3/1A-001	SOHO - DOVE GREY 1905 & CHELSEA BLACKOUT - SHALE 0254
4 CLASSROOM	92"	113"	DUAL	B	3/1A-001	SOHO - DOVE GREY 1905 & CHELSEA BLACKOUT - SHALE 0254
4 CLASSROOM	94"	32"	DUAL	I	3/1A-001	SOHO - DOVE GREY 1905 & CHELSEA BLACKOUT - SHALE 0254
4 CLASSROOM	94"	36"	DUAL	G2	3/1A-001	SOHO - DOVE GREY 1905 & CHELSEA BLACKOUT - SHALE 0254
4 CLASSROOM	94"	36"	DUAL	G2	3/1A-001	SOHO - DOVE GREY 1905 & CHELSEA BLACKOUT - SHALE 0254
4 CLASSROOM	94"	36"	DUAL	G2	3/1A-001	SOHO - DOVE GREY 1905 & CHELSEA BLACKOUT - SHALE 0254
5 CLASSROOM	92"	113"	DUAL	B	3/1A-001	SOHO - DOVE GREY 1905 & CHELSEA BLACKOUT - SHALE 0254
5 CLASSROOM	92"	113"	DUAL	B	3/1A-001	SOHO - DOVE GREY 1905 & CHELSEA BLACKOUT - SHALE 0254
5 CLASSROOM	94"	32"	DUAL	I	3/1A-001	SOHO - DOVE GREY 1905 & CHELSEA BLACKOUT - SHALE 0254
5 CLASSROOM	94"	36"	DUAL	G2	3/1A-001	SOHO - DOVE GREY 1905 & CHELSEA BLACKOUT - SHALE 0254
5 CLASSROOM	94"	36"	DUAL	G2	3/1A-001	SOHO - DOVE GREY 1905 & CHELSEA BLACKOUT - SHALE 0254
5 CLASSROOM	94"	36"	DUAL	G2	3/1A-001	SOHO - DOVE GREY 1905 & CHELSEA BLACKOUT - SHALE 0254
6 CLASSROOM	92"	113"	DUAL	B	3/1A-001	SOHO - DOVE GREY 1905 & CHELSEA BLACKOUT - SHALE 0254
6 CLASSROOM	92"	113"	DUAL	B	3/1A-001	SOHO - DOVE GREY 1905 & CHELSEA BLACKOUT - SHALE 0254
6 CLASSROOM	94"	32"	DUAL	I	3/1A-001	SOHO - DOVE GREY 1905 & CHELSEA BLACKOUT - SHALE 0254
6 CLASSROOM	94"	36"	DUAL	G2	3/1A-001	SOHO - DOVE GREY 1905 & CHELSEA BLACKOUT - SHALE 0254
6 CLASSROOM	94"	36"	DUAL	G2	3/1A-001	SOHO - DOVE GREY 1905 & CHELSEA BLACKOUT - SHALE 0254
6 CLASSROOM	94"	36"	DUAL	G2	3/1A-001	SOHO - DOVE GREY 1905 & CHELSEA BLACKOUT - SHALE 0254
BUILDING 5						
508 STAFF LOUNGE	80"	24"	SINGLE	H1	1/1A-001	SOHO - DOVE GREY 1605
508 STAFF LOUNGE	80"	24"	SINGLE	H1	1/1A-001	SOHO - DOVE GREY 1605
509 PRINCIPAL	94"	75"	SINGLE	C1	1/1A-001	SOHO - DOVE GREY 1605
510 NURSE	94"	75"	SINGLE	C1	1/1A-001	SOHO - DOVE GREY 1605
510 NURSE	46"	75"	SINGLE	C	1/1A-001	SOHO - DOVE GREY 1605
516 SECRETARY	94"	73"	SINGLE	D1	1/1A-001	SOHO - DOVE GREY 1605
517 VICE PRINCIPAL	80"	24"	SINGLE	H1	1/1A-001	SOHO - DOVE GREY 1605
BUILDING 8						
7 KINDERGARTEN	46"	69"	DUAL	F	3/1A-001	SOHO - DOVE GREY 1905 & CHELSEA BLACKOUT - SHALE 0254
7 KINDERGARTEN	46"	69"	DUAL	F	3/1A-001	SOHO - DOVE GREY 1905 & CHELSEA BLACKOUT - SHALE 0254
7 KINDERGARTEN	46"	69"	DUAL	F	3/1A-001	SOHO - DOVE GREY 1905 & CHELSEA BLACKOUT - SHALE 0254
7 KINDERGARTEN	46"	69"	DUAL	F	3/1A-001	SOHO - DOVE GREY 1905 & CHELSEA BLACKOUT - SHALE 0254
7 KINDERGARTEN	46"	51"	DUAL	A2	3/1A-001	SOHO - DOVE GREY 1905 & CHELSEA BLACKOUT - SHALE 0254
8 CLASSROOM	72"	69"	DUAL	E1	3/1A-001	SOHO - DOVE GREY 1905 & CHELSEA BLACKOUT - SHALE 0254
8 CLASSROOM	72"	69"	DUAL	E1	3/1A-001	SOHO - DOVE GREY 1905 & CHELSEA BLACKOUT - SHALE 0254
8 CLASSROOM	72"	69"	DUAL	E1	3/1A-001	SOHO - DOVE GREY 1905 & CHELSEA BLACKOUT - SHALE 0254
8 CLASSROOM	72"	69"	DUAL	E1	3/1A-001	SOHO - DOVE GREY 1905 & CHELSEA BLACKOUT - SHALE 0254
9 CLASSROOM	72"	69"	DUAL	E1	3/1A-001	SOHO - DOVE GREY 1905 & CHELSEA BLACKOUT - SHALE 0254
9 CLASSROOM	72"	69"	DUAL	E1	3/1A-001	SOHO - DOVE GREY 1905 & CHELSEA BLACKOUT - SHALE 0254
9 CLASSROOM	72"	69"	DUAL	E1	3/1A-001	SOHO - DOVE GREY 1905 & CHELSEA BLACKOUT - SHALE 0254
9 CLASSROOM	72"	69"	DUAL	E1	3/1A-001	SOHO - DOVE GREY 1905 & CHELSEA BLACKOUT - SHALE 0254
802 WORK	46"	69"	SINGLE	E	5/1A-001	SOHO - DOVE GREY 1605

1906

991 W HEDDING ST., SUITE 101
SAN JOSE, CA 95126
TEL (408) 715-4470

PROFESSIONAL STAMP

REVISIONS

THE ARCHITECT DOES NOT REPRESENT THAT THESE PLANS OR THE SPECIFICATIONS ARE SUITABLE FOR ANY SITE OTHER THAN THE ONE FOR WHICH THEY WERE SPECIFICALLY PREPARED. THE ARCHITECT DISCLAIMS RESPONSIBILITY FOR THESE PLANS AND SPECIFICATIONS IF THEY ARE USED IN WHOLE OR IN PART AT ANY OTHER SITE. WRITTEN DIMENSIONS ON THESE DRAWINGS SHALL HAVE PRECEDENCE OVER SCALED DIMENSIONS.

PROJECT OWNER & TITLE

MOUNT DIABLO UNIFIED SCHOOL DISTRICT
1936 Carlotta Way
Concord, CA 94519

MT. DIABLO ES ACOUSTICAL CEILING TILE AND SHADE COVERINGS
5880 Mt. Zion Drive
Clayton, CA 94517

SHEET TITLE

BLDG K, 1, 5, & 8 - WINDOW ROLLER SCHEDULE

INCREMENT 1

DRAWN BY: XX JOB NUMBER: 23120.01

SHEET NO.

A-801

DATE: AUGUST 1, 2025

DATE PLOTTED: 8/1/2025 5:23:40 PM FILE LOCATION: Autodesk Docs://MDUSD - Roller Shades/23120_MTDUSD_MT DIABLO ES MOD_INC01_A22.rvt

WINDOW ROLLER SCHEDULE2

ROOM	WIDTH	HEIGHT	SHADE TYPE	TAG	DETAIL	NOTES
BUILDING 2						
CLASSROOM 11	92"	113"	DUAL	B	3/1A-001	SOHO - DOVE GREY 1905 & CHELSEA BLACKOUT - SHALE 0254
CLASSROOM 11	92"	36"	SINGLE	G3	5/1A-001	SOHO - DOVE GREY 1605
CLASSROOM 11	92"	113"	DUAL	B	3/1A-001	SOHO - DOVE GREY 1905 & CHELSEA BLACKOUT - SHALE 0254
CLASSROOM 11	44"	113"	DUAL	B1	3/1A-001	SOHO - DOVE GREY 1905 & CHELSEA BLACKOUT - SHALE 0254
CLASSROOM 11	92"	36"	SINGLE	G3	5/1A-001	SOHO - DOVE GREY 1605
CLASSROOM 11	92"	36"	SINGLE	G3	5/1A-001	SOHO - DOVE GREY 1605
CLASSROOM 12	92"	113"	DUAL	B	3/1A-001	SOHO - DOVE GREY 1905 & CHELSEA BLACKOUT - SHALE 0254
CLASSROOM 12	92"	36"	SINGLE	G3	5/1A-001	SOHO - DOVE GREY 1605
CLASSROOM 12	92"	113"	DUAL	B	3/1A-001	SOHO - DOVE GREY 1905 & CHELSEA BLACKOUT - SHALE 0254
CLASSROOM 12	44"	113"	DUAL	B1	3/1A-001	SOHO - DOVE GREY 1905 & CHELSEA BLACKOUT - SHALE 0254
CLASSROOM 12	92"	36"	SINGLE	G3	5/1A-001	SOHO - DOVE GREY 1605
CLASSROOM 12	92"	36"	SINGLE	G3	5/1A-001	SOHO - DOVE GREY 1605
CLASSROOM 13	92"	113"	DUAL	B	3/1A-001	SOHO - DOVE GREY 1905 & CHELSEA BLACKOUT - SHALE 0254
CLASSROOM 13	92"	36"	SINGLE	G3	5/1A-001	SOHO - DOVE GREY 1605
CLASSROOM 13	92"	113"	DUAL	B	3/1A-001	SOHO - DOVE GREY 1905 & CHELSEA BLACKOUT - SHALE 0254
CLASSROOM 13	44"	113"	DUAL	B1	3/1A-001	SOHO - DOVE GREY 1905 & CHELSEA BLACKOUT - SHALE 0254
CLASSROOM 13	92"	36"	SINGLE	G3	5/1A-001	SOHO - DOVE GREY 1605
CLASSROOM 13	92"	36"	SINGLE	G3	5/1A-001	SOHO - DOVE GREY 1605
MDF 204	87"	81"	SINGLE	L	5/1A-001	SOHO - DOVE GREY 1605
OFFICE 10A	95"	84"	SINGLE	K	4/1A-001	SOHO - DOVE GREY 1605
OFFICE 10A	144"	84"	SINGLE	KK	5/1A-001	SOHO - DOVE GREY 1605
OFFICE 10B	95"	84"	SINGLE	K	4/1A-001	SOHO - DOVE GREY 1605
SERVICE ROOM	92"	36"	SINGLE	G3	5/1A-001	SOHO - DOVE GREY 1605
BUILDING 3						
CLASSROOM 14	92"	107"	DUAL	N	3/1A-001	SOHO - DOVE GREY 1905 & CHELSEA BLACKOUT - SHALE 0254
CLASSROOM 14	44"	107"	DUAL	N1	3/1A-001	SOHO - DOVE GREY 1905 & CHELSEA BLACKOUT - SHALE 0254
CLASSROOM 14	92"	36"	SINGLE	G3	5/1A-001	SOHO - DOVE GREY 1605
CLASSROOM 14	92"	36"	SINGLE	G3	5/1A-001	SOHO - DOVE GREY 1605
CLASSROOM 14	92"	36"	SINGLE	G3	5/1A-001	SOHO - DOVE GREY 1605
CLASSROOM 14	92"	107"	DUAL	N	3/1A-001	SOHO - DOVE GREY 1905 & CHELSEA BLACKOUT - SHALE 0254
CLASSROOM 15	92"	107"	DUAL	N	3/1A-001	SOHO - DOVE GREY 1905 & CHELSEA BLACKOUT - SHALE 0254
CLASSROOM 15	44"	107"	DUAL	N1	3/1A-001	SOHO - DOVE GREY 1905 & CHELSEA BLACKOUT - SHALE 0254
CLASSROOM 15	92"	36"	SINGLE	G3	5/1A-001	SOHO - DOVE GREY 1605
CLASSROOM 15	92"	36"	SINGLE	G3	5/1A-001	SOHO - DOVE GREY 1605
CLASSROOM 15	92"	36"	SINGLE	G3	5/1A-001	SOHO - DOVE GREY 1605
CLASSROOM 15	92"	107"	DUAL	N	3/1A-001	SOHO - DOVE GREY 1905 & CHELSEA BLACKOUT - SHALE 0254
CLASSROOM 16	92"	107"	DUAL	N	3/1A-001	SOHO - DOVE GREY 1905 & CHELSEA BLACKOUT - SHALE 0254
CLASSROOM 16	44"	107"	DUAL	N1	3/1A-001	SOHO - DOVE GREY 1905 & CHELSEA BLACKOUT - SHALE 0254
CLASSROOM 16	92"	36"	SINGLE	G3	5/1A-001	SOHO - DOVE GREY 1605
CLASSROOM 16	92"	36"	SINGLE	G3	5/1A-001	SOHO - DOVE GREY 1605
CLASSROOM 16	92"	107"	DUAL	N	3/1A-001	SOHO - DOVE GREY 1905 & CHELSEA BLACKOUT - SHALE 0254
CLASSROOM 16	92"	36"	SINGLE	G3	5/1A-001	SOHO - DOVE GREY 1605
CLASSROOM 17	92"	107"	DUAL	N	3/1A-001	SOHO - DOVE GREY 1905 & CHELSEA BLACKOUT - SHALE 0254
CLASSROOM 17	44"	107"	DUAL	N1	3/1A-001	SOHO - DOVE GREY 1905 & CHELSEA BLACKOUT - SHALE 0254
CLASSROOM 17	92"	36"	SINGLE	G3	5/1A-001	SOHO - DOVE GREY 1605
CLASSROOM 17	92"	36"	SINGLE	G3	5/1A-001	SOHO - DOVE GREY 1605
CLASSROOM 17	92"	107"	DUAL	N	3/1A-001	SOHO - DOVE GREY 1905 & CHELSEA BLACKOUT - SHALE 0254
CLASSROOM 17	92"	36"	SINGLE	G3	5/1A-001	SOHO - DOVE GREY 1605
BUILDING 4						
CLASSROOM 19	92"	36"	SINGLE	G3	5/1A-001	SOHO - DOVE GREY 1605
CLASSROOM 19	92"	36"	SINGLE	G3	5/1A-001	SOHO - DOVE GREY 1605
CLASSROOM 19	92"	36"	SINGLE	G3	5/1A-001	SOHO - DOVE GREY 1605
CLASSROOM 19	92"	107"	DUAL	N	3/1A-001	SOHO - DOVE GREY 1905 & CHELSEA BLACKOUT - SHALE 0254
CLASSROOM 19	44"	107"	DUAL	N1	3/1A-001	SOHO - DOVE GREY 1905 & CHELSEA BLACKOUT - SHALE 0254
CLASSROOM 19	92"	107"	DUAL	N	4/1A-001	SOHO - DOVE GREY 1905 & CHELSEA BLACKOUT - SHALE 0254
CLASSROOM 20	92"	36"	SINGLE	G3	5/1A-001	SOHO - DOVE GREY 1605
CLASSROOM 20	92"	36"	SINGLE	G3	5/1A-001	SOHO - DOVE GREY 1605
CLASSROOM 20	92"	36"	SINGLE	G3	5/1A-001	SOHO - DOVE GREY 1605
CLASSROOM 20	92"	107"	DUAL	N	3/1A-001	SOHO - DOVE GREY 1905 & CHELSEA BLACKOUT - SHALE 0254
CLASSROOM 20	44"	107"	DUAL	N1	3/1A-001	SOHO - DOVE GREY 1905 & CHELSEA BLACKOUT - SHALE 0254
CLASSROOM 20	92"	107"	DUAL	N	4/1A-001	SOHO - DOVE GREY 1905 & CHELSEA BLACKOUT - SHALE 0254
CLASSROOM 21	92"	36"	SINGLE	G3	5/1A-001	SOHO - DOVE GREY 1605
CLASSROOM 21	92"	36"	SINGLE	G3	5/1A-001	SOHO - DOVE GREY 1605
CLASSROOM 21	92"	36"	SINGLE	G3	5/1A-001	SOHO - DOVE GREY 1605
CLASSROOM 21	92"	107"	DUAL	N	3/1A-001	SOHO - DOVE GREY 1905 & CHELSEA BLACKOUT - SHALE 0254
CLASSROOM 21	44"	107"	DUAL	N1	3/1A-001	SOHO - DOVE GREY 1905 & CHELSEA BLACKOUT - SHALE 0254
CLASSROOM 21	92"	107"	DUAL	N	4/1A-001	SOHO - DOVE GREY 1905 & CHELSEA BLACKOUT - SHALE 0254
BUILDING 5						
CLASSROOM 18	92"	36"	SINGLE	G3	5/1A-001	SOHO - DOVE GREY 1605
CLASSROOM 18	92"	36"	SINGLE	G3	5/1A-001	SOHO - DOVE GREY 1605
CLASSROOM 18	92"	36"	SINGLE	G3	5/1A-001	SOHO - DOVE GREY 1605
CLASSROOM 18	44"	113"	DUAL	B1	3/1A-001	SOHO - DOVE GREY 1905 & CHELSEA BLACKOUT - SHALE 0254
CLASSROOM 18	92"	113"	DUAL	B	3/1A-001	SOHO - DOVE GREY 1905 & CHELSEA BLACKOUT - SHALE 0254
CLASSROOM 18	92"	113"	DUAL	B	3/1A-001	SOHO - DOVE GREY 1905 & CHELSEA BLACKOUT - SHALE 0254
CUSTODIAL OFFICE 502	89"	62"	SINGLE	P	5/1A-001	SOHO - DOVE GREY 1605
READING LI1	92"	36"	SINGLE	G3	5/1A-001	SOHO - DOVE GREY 1605
READING LI1	92"	113"	DUAL	B	3/1A-001	SOHO - DOVE GREY 1905 & CHELSEA BLACKOUT - SHALE 0254
READING LI1	92"	113"	DUAL	B	3/1A-001	SOHO - DOVE GREY 1905 & CHELSEA BLACKOUT - SHALE 0254
READING LI1	44"	113"	DUAL	B1	3/1A-001	SOHO - DOVE GREY 1905 & CHELSEA BLACKOUT - SHALE 0254
READING LI1	92"	113"	DUAL	B	3/1A-001	SOHO - DOVE GREY 1905 & CHELSEA BLACKOUT - SHALE 0254
READING LI2	92"	36"	SINGLE	G3	5/1A-001	SOHO - DOVE GREY 1605
READING LI3	92"	36"	SINGLE	G3	5/1A-001	SOHO - DOVE GREY 1605
READING LI3	92"	36"	SINGLE	G3	5/1A-001	SOHO - DOVE GREY 1605
READING LI3	92"	36"	SINGLE	G3	5/1A-001	SOHO - DOVE GREY 1605
READING LI3	92"	101"	DUAL	O	3/1A-001	SOHO - DOVE GREY 1905 & CHELSEA BLACKOUT - SHALE 0254
READING LI3	44"	101"	DUAL	O1	3/1A-001	SOHO - DOVE GREY 1905 & CHELSEA BLACKOUT - SHALE 0254
READING LI3	92"	101"	DUAL	O	3/1A-001	SOHO - DOVE GREY 1905 & CHELSEA BLACKOUT - SHALE 0254
BUILDING 6						
CLASSROOM 22	94"	75"	DUAL	C1	3/1A-001	SOHO - DOVE GREY 1905 & CHELSEA BLACKOUT - SHALE 0254
CLASSROOM 22	40"	24"	DUAL	H2	3/1A-001	SOHO - DOVE GREY 1905 & CHELSEA BLACKOUT - SHALE 0254
CLASSROOM 23	94"	75"	DUAL	C1	3/1A-001	SOHO - DOVE GREY 1905 & CHELSEA BLACKOUT - SHALE 0254
CLASSROOM 23	40"	24"	DUAL	H2	3/1A-001	SOHO - DOVE GREY 1905 & CHELSEA BLACKOUT - SHALE 0254
CLASSROOM 24	94"	75"	DUAL	C1	3/1A-001	SOHO - DOVE GREY 1905 & CHELSEA BLACKOUT - SHALE 0254
CLASSROOM 24	40"	24"	DUAL	H2	3/1A-001	SOHO - DOVE GREY 1905 & CHELSEA BLACKOUT - SHALE 0254
CLASSROOM 25	94"	75"	DUAL	C1	3/1A-001	SOHO - DOVE GREY 1905 & CHELSEA BLACKOUT - SHALE 0254
CLASSROOM 25	40"	24"	DUAL	H2	3/1A-001	SOHO - DOVE GREY 1905 & CHELSEA BLACKOUT - SHALE 0254
CLASSROOM 26	94"	75"	DUAL	C1	3/1A-001	SOHO - DOVE GREY 1905 & CHELSEA BLACKOUT - SHALE 0254
CLASSROOM 26	40"	24"	DUAL	H2	3/1A-001	SOHO - DOVE GREY 1905 & CHELSEA BLACKOUT - SHALE 0254
CLASSROOM 27	94"	75"	DUAL	C1	3/1A-001	SOHO - DOVE GREY 1905 & CHELSEA BLACKOUT - SHALE 0254
CLASSROOM 27	40"	24"	DUAL	H2	3/1A-001	SOHO - DOVE GREY 1905 & CHELSEA BLACKOUT - SHALE 0254

991 W HEDDING ST., SUITE 101
SAN JOSE, CA 95126
TEL (408) 715-4470

PROFESSIONAL STAMP

REVISIONS

THE ARCHITECT DOES NOT REPRESENT THAT THESE PLANS OR THE SPECIFICATIONS ARE SUITABLE FOR ANY SITE OTHER THAN THE ONE FOR WHICH THEY WERE SPECIFICALLY PREPARED. THE ARCHITECT DISCLAIMS RESPONSIBILITY FOR THESE PLANS AND SPECIFICATIONS IF THEY ARE USED IN WHOLE OR IN PART AT ANY OTHER SITE. WRITTEN DIMENSIONS ON THESE DRAWINGS SHALL HAVE PRECEDENCE OVER SCALED DIMENSIONS.

PROJECT OWNER & TITLE

MT DIABLO UNIFIED SCHOOL DISTRICT
1936 Carlotta Way
Concord, CA 94519

MT. DIABLO ES ACOUSTICAL CEILING TILE AND SHADE COVERINGS
5880 Mt. Zion Drive
Clayton, CA 94517

SHEET TITLE

SCHEDULE - ROLLER SHADES

INCREMENT 2

DRAWN BY: XX JOB NUMBER: 23120.01

SHEET NO.

A-802

DATE: AUGUST 01, 2025

CONSTRUCTION DOCUMENTS

DATE PLOTTED: 8/1/2025 6:11:40 PM FILE LOCATION: Autodesk Docs://MDUSD - Roller Shades/23120_MTDUSD_MT DIABLO ES MOD_INC02_A22.rv