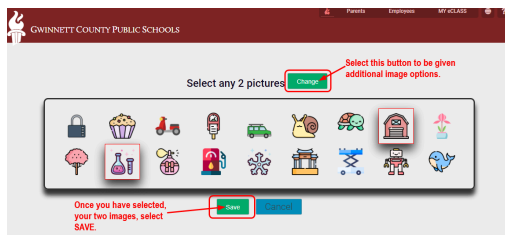


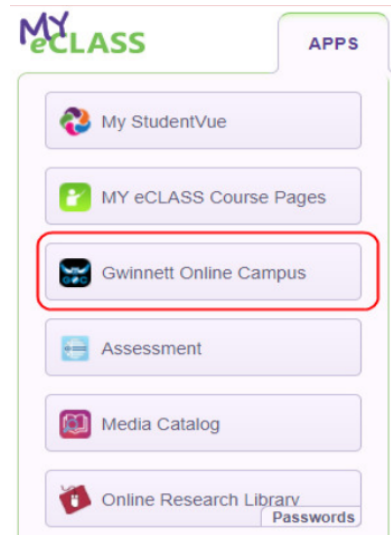
1

Know your child's login information for the GOC Platform.

- ☐ Go to the GCPS home page: www.gcpsk12.org
- ☐ Click on Students in the upper right corner
- ☐ Sign into the GCPS Student Portal using their two images that they selected the first time they logged in.



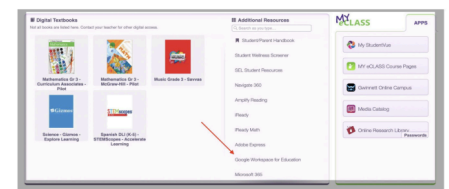
- ☐ After you log in, you will be taken to the My eCLASS landing page



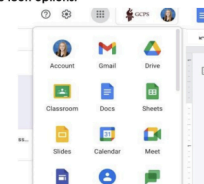
2

You can access your Google Classroom from the portal.

- ☐ From the Portal, you will see "Google Workspace for Education." Clicking this will log you into google.
- ☐ From the Google Landing Page, click on the waffle.



Once Google Workspace for Education has opened and loaded in a new tab, students will locate the 'waffle' (3x3 grid) in the upper right corner. Click the waffle to expand the icon options:

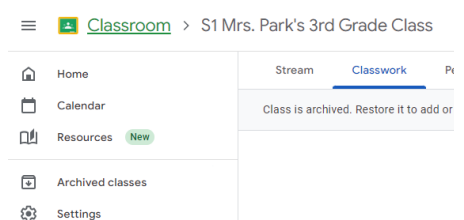


3

Locating lessons and assignments to relearn and resubmit work.

- ☐ Within Google Classroom, you can review assignments that are located under the heading "Classwork"
- ☐ You will be able to find most of the assignments here.

You can review **FEEDBACK** and resubmit work here as well.



Students are successful when parents, students, and teachers work together. You know your child best and each child **needs different levels of support**. Here are some tips to guide you.

Level 1 Support: Weekly Check In

All parents should provide Level 1 support.

- ☐ Check grades once a week and read feedback.
- ☐ Talk to your child about how they are doing and feeling about school.
- ☐ Communicate with the teacher as needed for clarification and support.

Level 2 Support: Daily Check In

If your child is struggling with a particular subject.

- ☐ Check grades at the end of each day and read feedback.
- ☐ Help your child understand feedback and ensure they are communicating with the teacher.
- ☐ Is your child attending all live classes and asking for extra support when needed?

Level 3 Support: Hourly Check In

Many 3rd grade students may begin here.

- ☐ Your child needs to be taught how to work independently. You set up a schedule for them and teach them how to follow it.
- ☐ You check that all lessons and work was completed EACH day per the directions given and submitted.
- ☐ You check grades and feedback daily.
- ☐ You teach your child how to properly communicate with the teacher for questions, support, and clarification.