

WELCOME TO

# HERON HEIGHTS

ELEMENTARY



## PARENT & CAREGIVER

### TECHNOLOGY GUIDE

2025-2026

The Focus Parent Portal is your gateway to staying connected with your student's educational journey in Broward County Public Schools. For the first time, parents/guardians with multiple students will be able to access all their students in one place. The portal will allow you to monitor your student's academic progress, stay informed of upcoming school and district events, and allow you to communicate directly with your student's teachers.

# 1

## FOCUS - Student Information System Home Page

Open a web browser and go to <https://www.browardschools.com/focus>







# 2

From the main Focus page, you can access resources, tutorials, and manage your account.

## RESOURCES AND TUTORIALS



## ACCOUNT MANAGEMENT

<p><b>Download the Mobile App - Android</b></p> <p>Jun 26 2025</p>  <p>Download the Mobile App - Android</p> <p><a href="#">Download the Mobile App - Android</a></p>	<p><b>Login to Focus Parent Portal</b></p> <p>Jun 26 2025</p>  <p>Login to Focus Parent Portal</p> <p><a href="#">Login to Focus Parent Portal</a></p>	<p><b>Have an account need to add a child</b></p> <p>Jun 26 2025</p>  <p>Have an account need to add a child</p> <p><a href="#">Have an account need to add a child</a></p>	<p><b>Reset Password Assistance</b></p> <p>Jun 26 2025</p>  <p>Reset Focus Password</p> <p><a href="#">Reset Password Assistance</a></p>	<p><b>Download the Mobile App - iPhone</b></p> <p>Jun 26 2025</p>  <p>Download the Mobile App - iPhone</p> <p><a href="#">Download the Mobile App - iPhone</a></p>	<p><b>Create a Parent Portal Account</b></p> <p>Jun 26 2025</p>  <p>Create a Parent Portal Account</p> <p><a href="#">Create a Parent Portal Account</a></p>
--	---	--	---	---	---



### Register for BCPS' Focus Parent Portal

Student's ID Number:

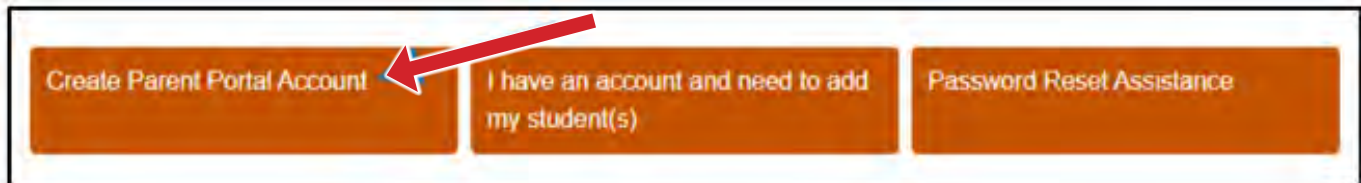
The Focus Parent Portal account gives parents/guardians convenient, secure, anytime, anywhere access to your student's school information.

**Note:** Before creating your account, you will need an email address. If you do not have one, you can create a free email account at [gmail.com](https://gmail.com) or [microsoft.com](https://microsoft.com).

### Create an Account

Log into this site: <https://browardschools.focusschoolsoftware.com/focus/auth/>

Click **Create Parent Portal Account**



Enter all the required fields with your own information and click **Submit**  
(Each parent/guardian will need to set up their own individual account)

Please enter your name exactly as it appears on your driver's license as well as a valid email address:

Parent/Guardian First Name:  (Required)


Parent/Guardian Last Name:  (Required)

Email Address:  (Required)

Create Password:  (Minimum 8 characters)

Retype Password:  (Required)

Show Password

I'm not a robot 

Select **I would like to ADD A CHILD who is already enrolled**

**Students**

You do not have any linked students at this time.




Enter the **Student's ID number (begins with '06')** and **Student's birthdate**, then Select **Add Student**

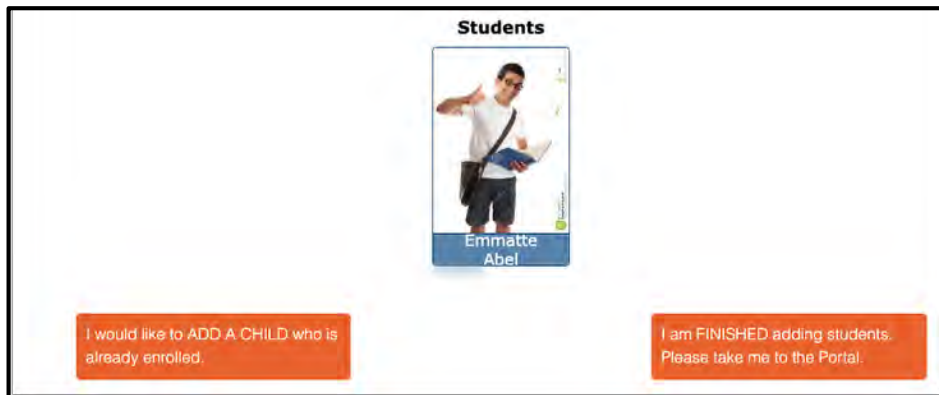
Please enter your student's information:

Student ID:  (Required)

Student's Birthdate:    (Required)

I'm not a robot 

To add another student, select ***I would like to ADD A CHILD who is already enrolled*** and repeat the steps above as necessary. If you are done adding students to the portal, select ***I am FINISHED adding students. Please take me to the Portal.***



### Download the Mobile App

Focus's **BCPS Connect App** provides teachers, students, and parents a streamlined way to access student information.

**Note:** Before downloading the app, you must follow the steps to ***Create an Account*** found on page 1.

Then go to Google Play or Apple Store and search for **BCPS Connect App**

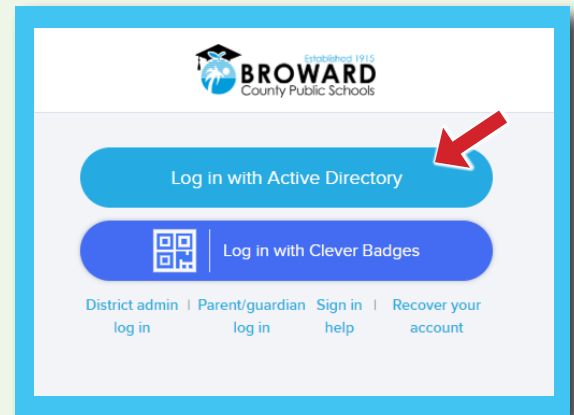
Log in to the Focus Parent Portal at <https://browardschools.focussoftware.com/focus>

# Clever Login (@ Home)

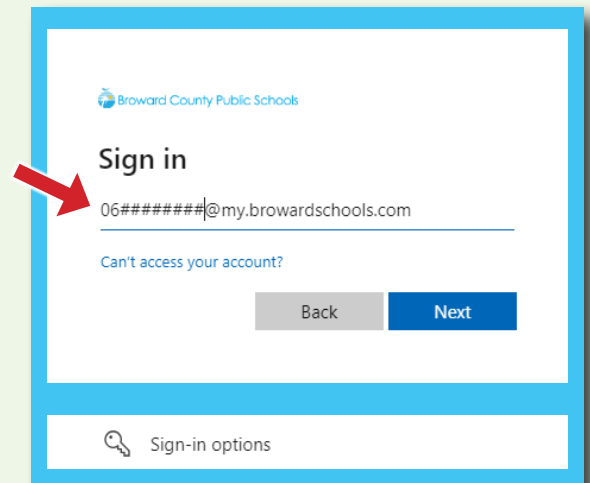
Clever is accessible from home on computers, tablets, and other mobile devices with access to the internet. You will need an up-to-date browser (ie. Edge, Chrome, Safari) to open the clever portal. Once logged in, the student will be able to access all the applications they use during school.

**1** Open a web browser and go to <http://sso.browardschools.com>

**2** On the Clever login page, click on **Log in with Active Directory**.

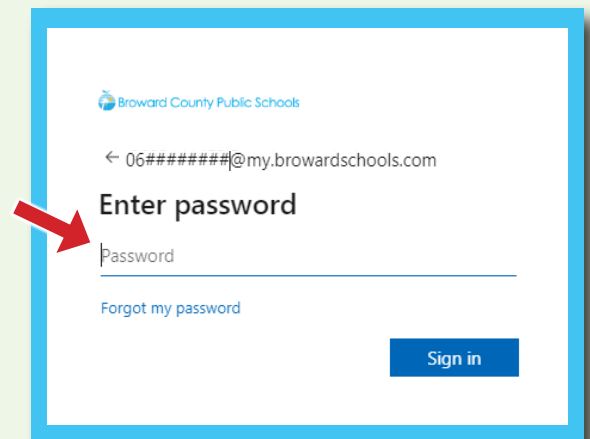


**3** Enter the student username.  
This 10 digit 06 student number followed by @my.browardschools.com.  
**06#####@my.browardschools.com**



**4** Enter the student password.


*Note: Please do not ask the school's administration or IT department to change passwords. The passwords are managed by the teacher to ensure students can access their class material in class. If you need the student's password, please ask them or reach out to their teacher.*



The Hawks Morning News runs every morning at 8 AM. If you miss the live broadcast, recordings are available within 24 hours whenever possible.

## 1 LOG IN TO STREAMVU

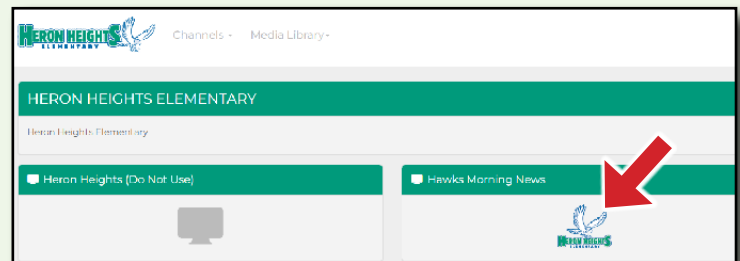
- A Go to Clever.
- B Select StreamVU from MY APPLICATIONS.



## 2 WATCHING THE HAWKS MORNING NEWS (LIVE)

- ➔ Once StreamVU opens up, Click on Hawks Morning News.

The Hawks Morning News will automatically play once we start broadcast. If you experience any issues, try refreshing the web page.



## 3 RECORDED SHOWS

- ➔ Follow steps 1 & 2

Listed on the bottom of the page will be all available recordings. Click on a recording you want to play and enjoy.

Date	Type	Name
09/22/2023	Recording	Morning News - 09/22/2023
09/21/2023	Recording	Morning News - 09/21/2023
09/19/2023	Recording	Morning News - 09/19/2023

HHE Website [heronheights.browardschools.com](http://heronheights.browardschools.com)

Focus [www.browardschools.com/focus](http://www.browardschools.com/focus)

Clever [sso.browardschools.com](http://sso.browardschools.com)

Change of Dismissal [PDF Download](#)

PTO [www.hhepto.com](http://www.hhepto.com)

Volunteer [www.browardschools.com/community/volunteer](http://www.browardschools.com/community/volunteer)