ELLICOTT SCHOOL DISTRICT 22

Proposed Budget

FY 2025/26



Ellicott School District 22
322 S. Ellicott Hwy,
Calhan, CO. 80808

Chris Smith
Superintendent

30-Jul-25

ELLICOTT SCHOOL DISTRICT 22

Proposed Budget

Table of Contents

FY 2025/26

I. Introductory Section

Table of Contents	.....	i
Budget Assumptions	.....	ii
Appropriation Resolution	.....	iiia
Use of Beg Fund Balance Resolution	.....	iiib
Interfund Borrowing Resolution	.....	iiic
General Fund Graphs	.....	iv
Pupil Count Data & Graphs	.....	v

II. Financial Section

General Fund Summary	.....	1
General Fund Revenue Detail	.....	2
General Fund Expenditure Summary	.....	3
General Fund Program Sheets	.....	4-17
Other Fund Graphs	.....	18-20
Preschool Fund	.....	21
Food Service Fund	.....	22
Pupil Activity Fund	.....	23
Bond Redemption Fund	.....	24
Capital Reserve Fund	.....	25
Debt Summary	.....	26

III. Uniform Budget Summary 27

ELLICOTT SCHOOL DISTRICT 22

Proposed Budget

Budget Development Assumptions

FY 2025/26

	FY 2024/25	FY 2025/26
Revenue-Based Assumptions		
October FTE Pupil Count	930.0	915.0
5-Yr Averaging Funded Pupil Count	921.5	918.4
Post-Negative Factor Per-Pupil Funding	$0	$0
Total Program Funding	$11,571,564	$12,250,933
Budget Stabilization Factor	$0	$0
Net Assessed Valuation	$60,675,680	$73,542,668
Property Tax Mill Levy Components:		
General Fund	27.000	27.000
Abatement Levy	0.000	0.000
Bond Fund	0.278	0.278
Mill Levy Override Fund	0.000	0.000
Total Mill Levy	27.278	27.278
Expenditure-Based Assumptions		
District Contribution Family Insurance Premium		
Employer PERA Contribution	21.40%	21.40%
Medicare Employer Contribution	1.45%	1.45%
Colorado Minimum Wage (1/1/24 & Estimated 1/1/25)	$14.42	$15.14
Debt-Based Assumptions		
Net Assessed Valuation	$60,675,680	$73,542,668
Gross Debt Capacity @ 20%	$12,135,136	$14,708,534
General Obligation Principal Outstanding as of Year-End		
Remaining Debt Capacity	$1,053,917.00	$920,960.00
Additional Lease Certification of Participation Debt	$4,526,338	$4,330,023

ELLICOTT SCHOOL DISTRICT 22

Proposed Budget

Appropriation Resolution

FY 2025/26

Appropriation Resolution

Be it resolved, by the Board of Education of _ Ellicott School District in El Paso County that the amounts shown in the following schedule be appropriated to each fund as specified in the Adopted Budget for the ensuing fiscal year beginning July 1, 2025 and ending June 30, 2026.

FUND	APPROPRIATION AMOUNT
General Fund	
General Fund	13,892,804
PreSchool Fund	1,025,000
Special Revenue Funds	
Food Service Fund	720,000
Pupil Activity Fund	450,000
Bond Redemption Fund	
Bond Redemption Fund	924,000
Capital Projects Funds	
Capital Reserve Fund	21,000
Total Appropriation	$17,032,804

ELLICOTT SCHOOL DISTRICT 22
Proposed Budget
Use of Beginning Fund Balance Resolution
FY 2025/26

Use of Beginning Fund Balance Resolution

RESOLUTION NUMBER _____

A Resolution of the Board of Education of the ELLICOTT SCHOOL DISTRICT 22
Authorizing the Use of a Portion of
Beginning Fund Balance as Authorized by Colorado Statutes

WHEREAS, C.R.S. 22-44-105 1.5 (a) & (c) states that a budget, duly adopted pursuant to this article, shall not provide for expenditures, inter-fund transfers, or reserves, in excess of available revenues and beginning fund balance.

WHEREAS, the Board of Education may authorize the use of a portion of the beginning fund balance in the budget, stating the amount to be used, the purpose for which the expenditure is needed, and the district's plan to ensure that the use of the beginning fund balance will not lead to an ongoing deficit.

NOW, THEREFORE, BE IT RESOLVED:

In accordance with C.R.S. 22-44-105 1.5 (a) & (c), the Board of Education authorizes the use of a portion of the fiscal year 2024-2025 Beginning Fund Balance for the following funds:

*** GENERAL FUND,** in the amount **$0** to spend down beginning fund balance.
*** PRESCHOOL FUND,** in the amount **$21,393** to spend down beginning fund balance.
*** FOOD SERVICE FUND,** in the amount **$0** to spend down beginning fund balance.
*** BOND REDEMPTION FUND,** in the amount **$0** to spend down beginning fund balance.
*** CAPITAL RESERVE FUND,** in the amount **$16,000** to spend down beginning fund balance.

BE IT FURTHER RESOLVED, the use of this portion of the beginning fund balance for the purposes set forth.

_____
PRESIDENT OF THE BOARD

_____
DATE

ELLICOTT SCHOOL DISTRICT 22

Proposed Budget

Fund Balance Change

FY 2025/26

Fund Balance Change Calculation Worksheet			
General Fund Beginning Fund Balance	$0		
General Fund Ending Fund Balance	$0		
Revenue & Expense Budget Mismatch (Surplus/Deficit)			$0
Identified Non-Recurring Uses/Expenses of Fund Balance:			
Item 1			
Item 2			
Item 3			
Total		$0	
Preschool Fund Beginning Fund Balance	$400,000		
Preschool Fund Ending Fund Balance	$378,607		
Revenue & Expense Budget Mismatch (Surplus/Deficit)			($21,393)
Identified Non-Recurring Uses/Expenses of Fund Balance:			
Temporary Preschool Deficit			
Food Service Fund Beginning Fund Balance	$50,000		
Food Service Fund Ending Fund Balance	$51,964		
Revenue & Expense Budget Mismatch (Surplus/Deficit)			$1,964
Identified Non-Recurring Uses/Expenses of Fund Balance:			
Item 1			
Activity Fund Beginning Fund Balance	$200,000		
Activity Fund Ending Fund Balance	$200,000		
Revenue & Expense Budget Mismatch (Surplus/Deficit)			$0
Identified Non-Recurring Uses/Expenses of Fund Balance:			
Item 1			
Bond Redemption Fund Beginning Fund Balance	$750,000		
Bond Redemption Fund Ending Fund Balance	$750,000		
Revenue & Expense Budget Mismatch (Surplus/Deficit)			$0
Identified Non-Recurring Uses/Expenses of Fund Balance:			
Item 1			
Capital Reserve Fund Beginning Fund Balance	$16,000		
Capital Reserve Fund Ending Fund Balance	$0		
Revenue & Expense Budget Mismatch (Surplus/Deficit)			($16,000)
Identified Non-Recurring Uses/Expenses of Fund Balance:			
Item 1			

ELLICOTT SCHOOL DISTRICT 22

Proposed Budget

Interfund Borrowing Resolution

FY 2025/26

Interfund Borrowing Resolution

Whereas Colorado Revised Statutes (C.R.S. 22-44-113) authorizes the Board of Education to borrow unencumbered monies from one fund for use by another fund. Monies borrowed from a fund pursuant to applicable laws must be repaid to said fund when needed to meet obligations of said fund and any such loan shall be repaid no later than three (3) months after the beginning of the following budget year. In the event monies are not forthcoming from designated sources, an amount equal to the outstanding liability shall be expended from the General Fund and used to repay the loan, now, therefore, be it

Resolved, that:

effective July 1. 2025, Ellicott School District #22 hereby authorizes the following borrowing in accordance with applicable laws and regulations.

Fund Name	Borrowing Amount
10 General Fund	$100,000
21 Food Service Fund	$50,000

ELLICOTT SCHOOL DISTRICT 22

Proposed Budget

General Fund

FY 2025/26

General Fund Revenues

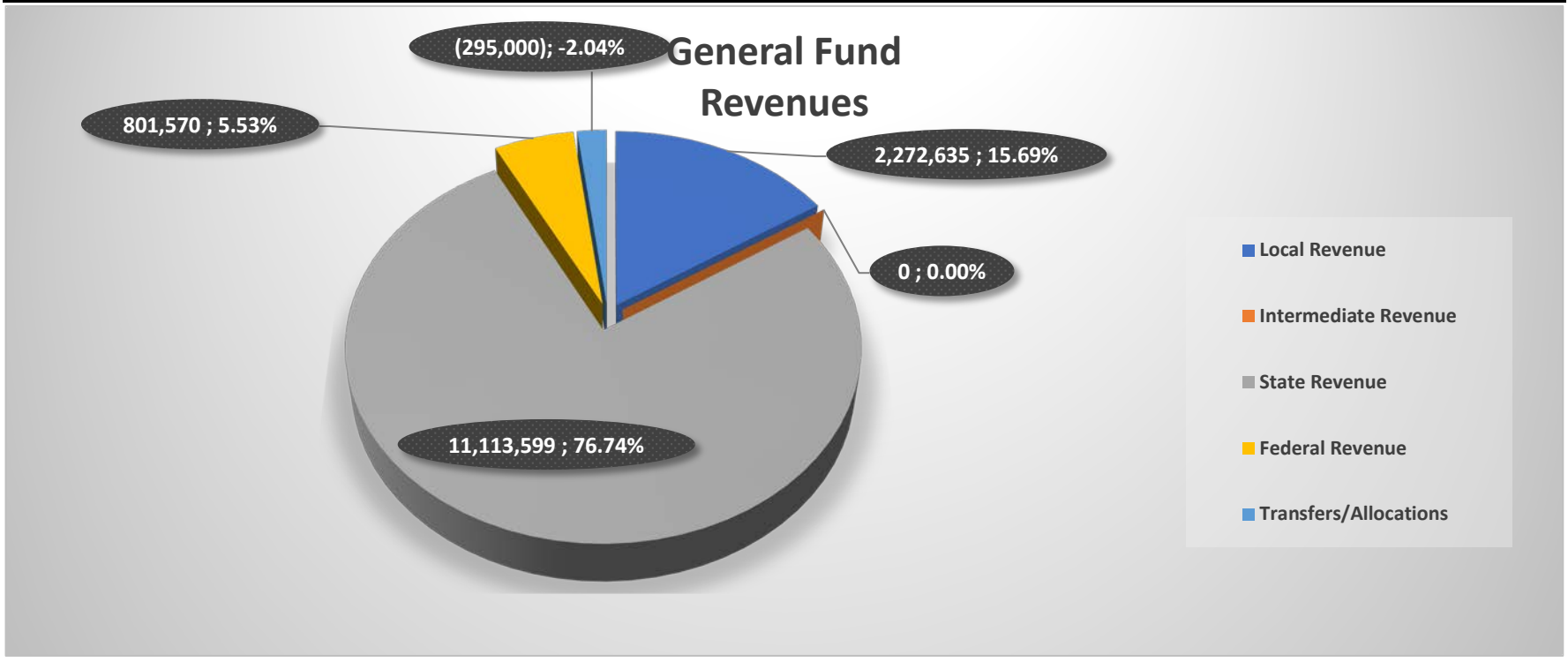

General Fund Expenditures (By Program)

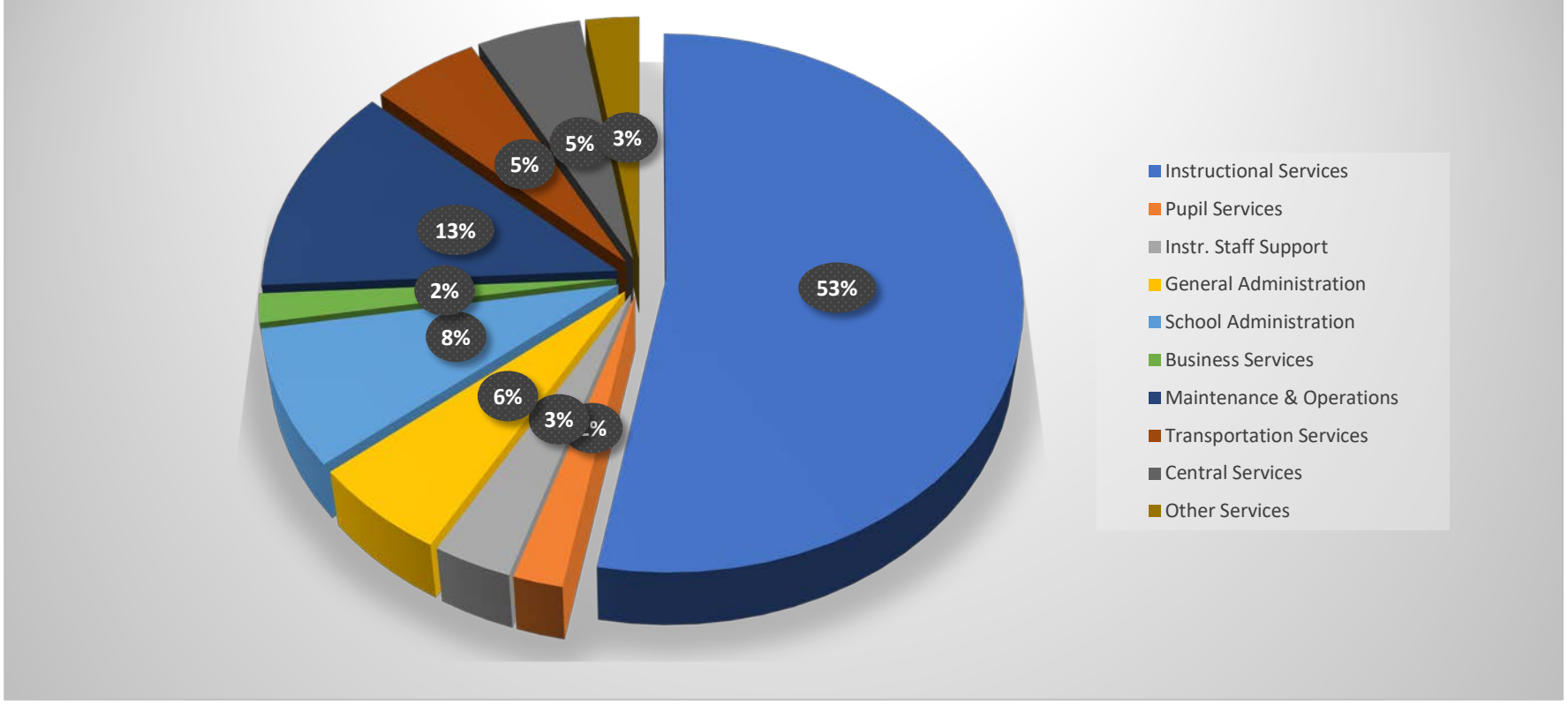

General Fund Expenditures (By Object)

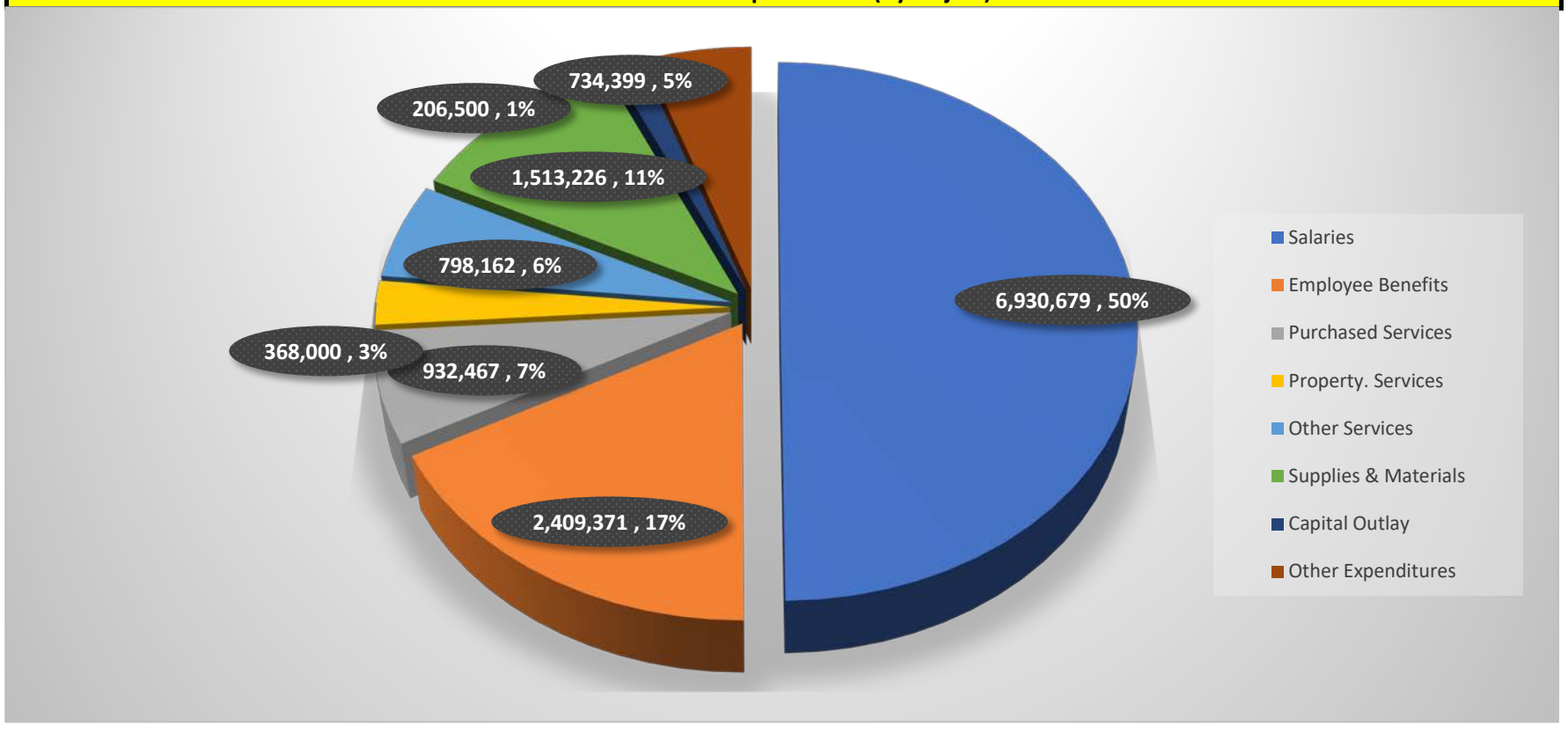

ELLICOTT SCHOOL DISTRICT 22

Proposed Budget

Pupil Count History

FY 2025/26

Fiscal Year	K-12 Annual Pupil Count (FTE)	Year over Year Pupil Count Change	Total District Funded Pupil Count
FY25/26(Proj)	915.00	23.5	
FY 24/25	921.50	(10.0)	
FY23/24	931.50	40.0	
FY 22/23	891.50	(50.0)	
FY 21/22	941.50	(97.0)	
FY 20/21	1,038.50	25.0	
FY 19/20	1,013.50	1,013.5	
FY 18/19		0.0	
FY 17/18		0.0	
FY 16/17		0.0	
FY 15/16		0.0	
FY 14/15		0.0	
FY 13/14		0.0	
FY 12/13		N/A	

* From CDE Funding Worksheets

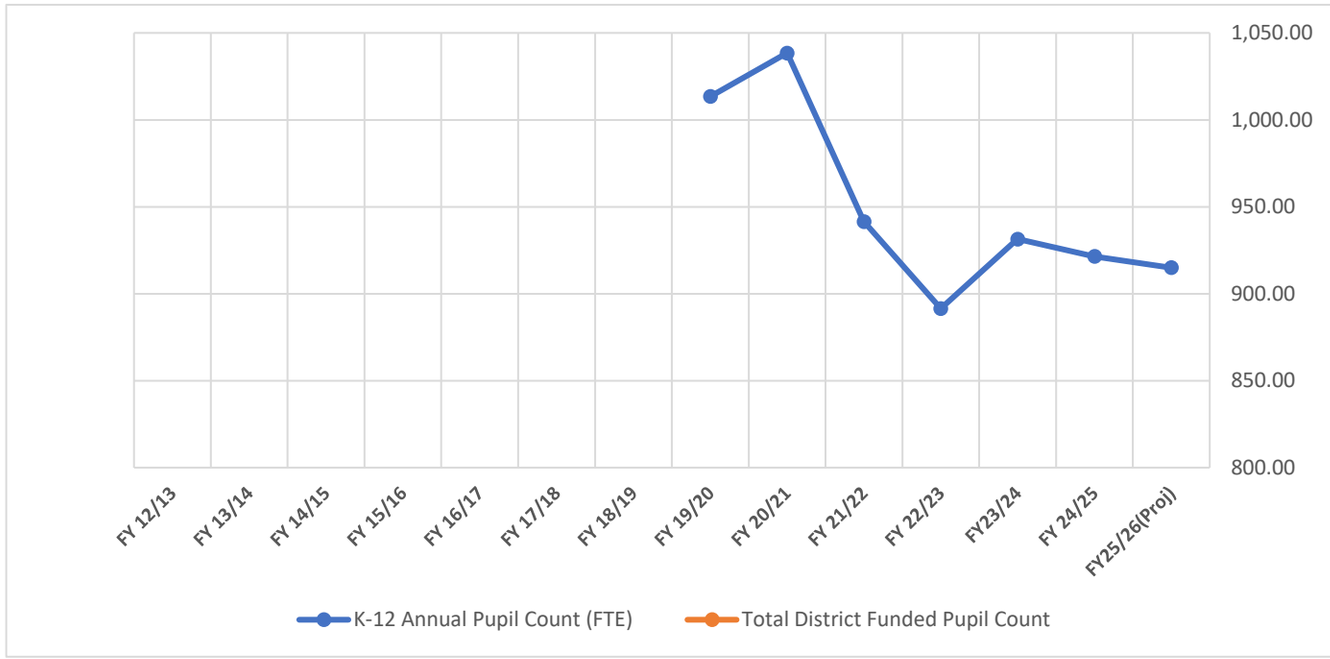

ELLICOTT SCHOOL DISTRICT 22

Proposed Budget

Individual Fund Statements

FY 2025/26

Individual Fund Statements



ELLICOTT SCHOOL DISTRICT 22

Proposed Budget

General Fund

FY 2025/26

	Actuals FY 21-22	Actuals FY 22-23	Actuals FY 23-24	Budget FY 24-25	FY25 Budget v FY 26 Budget	Proposed FY 25-26
Beginning Fund Balance						
Restricted - TABOR	328,000	455,084	10,853	0	500,000	500,000
All Other Fund Balance	3,827,074	8,730,313	4,468,074	0	(500,000)	(500,000)
Total Beginning Fund Balance	4,155,074	9,185,397	4,478,927	0	0	0
Revenues						
Local Revenue	1,711,227	1,649,722	2,131,667	2,092,258	180,377	2,272,635
Intermediate Revenue	0	359	342	0	0	0
State Revenue	9,493,984	10,139,862	10,195,508	9,458,645	1,654,954	11,113,599
Federal Revenue	1,307,466	1,359,397	847,421	600,000	201,570	801,570
Transfers/Allocations	(414,393)	(4,545,188)	(5,590,086)	(233,542)	(61,458)	(295,000)
Total Revenues	12,098,284	8,604,152	7,584,852	11,917,361	1,975,443	13,892,804
Revenue Per Pupil				*12,814*		*15,183*
Total Resources Available	16,253,358	17,789,549	12,063,779	11,917,361	1,975,443	13,892,804
Revenue Per Pupil				*12,814*		*15,183*
Expenditures						
Instructional Services	6,090,794	7,346,812	7,972,986	6,743,549	610,105	7,353,654
Pupil Services	229,514	522,437	177,281	198,064	90,117	288,181
Instr. Staff Support	315,260	148,527	226,871	163,056	295,016	458,072
General Administration	169,249	232,839	60,811	231,469	575,899	807,368
School Administration	981,097	1,126,415	1,228,236	980,200	171,826	1,152,026
Business Services	1,750,564	1,332,167	918,397	882,546	(641,281)	241,265
Maintenance & Operations	1,056,440	1,078,871	1,167,580	1,145,202	612,091	1,757,293
Transportation Services	788,533	1,023,162	928,399	629,276	113,647	742,923
Central Services	607,876	403,779	466,954	487,559	234,462	722,021
Other Services	166,634	108,848	93,049	362,884	7,116	370,000
Total Expenditures	12,155,961	13,323,857	13,240,564	11,823,805	2,068,999	13,892,804
Expenditure Per Pupil				*12,714*		*15,183*
Other Financing Uses						
Other Financing Uses	5,088,000	(13,235)	0	0	0	0
Total Other Financing Uses	5,088,000	(13,235)	0	0	0	0
Surplus/(Deficit)	**$5,030,323**	**-$4,706,470**	**-$5,655,712**	**$93,556**	**-$93,556**	**$0**
Fund Balances						
Restricted - TABOR	455,084	10,853	465,937	0	500,000	500,000
All Other Fund Balance	8,730,313	4,468,074	(1,642,722)	93,556	(593,556)	(500,000)
Total Fund Balance	9,185,397	4,478,927	(1,176,785)	93,556	(93,556)	0
Total Expenditures, Other Financing Uses & Fund Balance				11,917,361	1,975,443	13,892,804
Total Appropriation(Ending Fund Balance + Expense)				**$11,917,361**		**$13,892,804**
Approriation Per Pupil				$13,024		$15,183

ELLICOTT SCHOOL DISTRICT 22

Proposed Budget

General Fund Revenue

FY 2025/26

		Actuals FY 21-22	Actuals FY 22-23	Actuals FY 23-24	Budget FY 24-25	FY25 Budget v FY 26 Budget	Proposed FY 25-26
Local Revenues							
1110	Property Taxes		1,250,046	1,600,335	2,092,258	(106,606)	1,985,652
1120	Specific Ownership Taxes (SFA)		129,698	142,312	0	131,307	131,307
1140	Delinquent Taxes & Interest		3,738	3,710	0	3,000	3,000
1300	Tuition		0	0	0	0	0
1500	Earnings on Investments		204,357	95,175	0	92,276	92,276
1700	Pupil Activity Fees		15,068	11,984	0	10,000	10,000
19XX	Other Local Revenues		46,815	278,151	0	50,400	50,400
Total Local Revenues		1,711,227	1,649,722	2,131,667	2,092,258	180,377	2,272,635
Intermediate Revenue							
	Mineral Lease		139	142	0	0	0
	Other Intermediate Revenue		220	200	0	0	0
Total Intermediate Revenue		0	359	342	0	0	0
State Revenue							
3110	State Equalization		8,846,030	8,943,282	9,458,645	677,971	10,136,616
3235	At-Risk Funding		0	7,087	0	0	0
3120	Career & Technical Education		34,251	58,630		50,000	50,000
3130	Special Education		150,070	52,384		60,000	60,000
3140	English Language Proficiency		30,868	40,376		32,000	32,000
3150	Gifted & Talented		8,394	9,181		10,000	10,000
3160	Transportation		153,282	100,227		197,983	197,983
3230	Small & Large Rural		202,780	166,898		0	0
3259	Read Act		29,846	26,329		22,000	22,000
3897	Universal Preschool		137,263	574,474		400,000	400,000
3898	On-Behalf Payment		388,655	31,290		200,000	200,000
3899	School to Work Alliance Program		5,382	6,163		5,000	5,000
	Other State Revenue		153,041	179,187	0	0	0
Total State Revenues		9,493,984	10,139,862	10,195,508	9,458,645	1,654,954	11,113,599
Federal Revenue							
4010	Title I		190,880	199,274	0	218,000	218,000
4367	Title IIA		34,995	45,134	0	27,950	27,950
4365	Title IIIA		8,000	9,400	0	7,600	7,600
4424	Title IVA		12,972	16,816	0	149,000	149,000
4048	Perkins		0	30,050	0	30,000	30,000
4027	Title VIb (Special Education)		0	0	0	0	0
4041	Federal Impact Aid		189,384	545,947	0	362,842	362,842
4173	IDEA Preschool		0	0	0	6,178	6,178
	ESSER Funds		919,710	0	0	0	0
	Other Federal Revenue		3,456	800	600,000	(600,000)	0
Total Federal Revenues		1,307,466	1,359,397	847,421	600,000	201,570	801,570
Transfers/Allocations							
5219	Preschool		0	0	(184,446)	(40,554)	(225,000)
5243	Capital Reserve		(4,556,800)	(5,557,000)	0	0	0
5221	Food Service		15,000	0	(49,096)	(20,904)	(70,000)
5222	Designated Purpose Grant		0	0	0	0	0
5223	Pupil Activity Fund		(3,388)	(33,086)	0	0	0
5231	Bond Redemption Fund		43,235	0	0	0	0
Total Transfers/Allocations		(414,393)	(4,545,188)	(5,590,086)	(233,542)	(61,458)	(295,000)
	Total Revenues	**12,098,284**	**8,604,152**	**7,584,852**	**11,917,361**	**1,975,443**	**13,892,804**

ELLICOTT SCHOOL DISTRICT 22

Proposed Budget

General Fund Expenditures

FY 2025/26

		Actuals FY 21-22	Actuals FY 22-23	Actuals FY 23-24	Budget FY 24-25	FY25 Budget v FY 26 Budget	Proposed FY 25-26
Instruction (11)							
01XX	Salaries	0	0	4,076,077	4,475,244	(1,142,263)	3,332,981
02XX	Employee Benefits	0	0	1,322,141	1,580,305	(364,468)	1,215,837
03XX	Professional Services	0	0	109,403	481,000	(106,033)	374,967
04XX	Property Services	0	0	16,595	0	0	0
05XX	Other Services	0	0	88,322	0	11,000	11,000
06XX	Supplies & Materials	0	0	195,570	199,000	1,000	200,000
07XX	Equipment	0	0	4,144	0	1,500	1,500
08XX	Other Objects	0	0	1,926	8,000	(8,000)	0
09XX	Other Uses	6,090,794	7,346,812	0	0	0	0
Total Instruction		6,090,794	7,346,812	5,814,178	6,743,549	(1,607,265)	5,136,284
Special Education (12)							
01XX	Salaries	0	0	689,031	0	782,995	782,995
02XX	Employee Benefits	0	0	220,632	0	318,960	318,960
03XX	Professional Services	0	0	5,250	0	140,000	140,000
04XX	Property Services	0	0	0	0	0	0
05XX	Other Services	0	0	429,659	0	150,000	150,000
06XX	Supplies & Materials	0	0	116,915	0	0	0
07XX	Equipment	0	0	0	0	0	0
08XX	Other Objects	0	0	0	0	0	0
09XX	Other Uses	0	0	7,136	0	0	0
Total Special Education		0	0	1,468,623	0	1,391,955	1,391,955
Career & Technical Education (13)							
01XX	Salaries	0	0	134,704	0	310,868	310,868
02XX	Employee Benefits	0	0	50,340	0	117,617	117,617
03XX	Professional Services	0	0	(505)	0	0	0
04XX	Property Services	0	0	650	0	0	0
05XX	Other Services	0	0	189	0	4,500	4,500
06XX	Supplies & Materials	0	0	41,413	0	66,500	66,500
07XX	Equipment	0	0	30,050	0	0	0
08XX	Other Objects	0	0	0	0	0	0
09XX	Other Uses	0	0	0	0	0	0
Total Career & Technical Education		0	0	256,841	0	499,485	499,485
Cocurricular Education (14)							
01XX	Salaries	0	0	262,080	0	189,930	189,930
02XX	Employee Benefits	0	0	60,720	0	0	0
03XX	Professional Services	0	0	19,057	0	15,000	15,000
04XX	Property Services	0	0	0	0	0	0
05XX	Other Services	0	0	13,183	0	41,000	41,000
06XX	Supplies & Materials	0	0	68,066	0	80,000	80,000
07XX	Equipment	0	0	0	0	0	0
08XX	Other Objects	0	0	10,238	0	0	0
09XX	Other Uses	0	0	0	0	0	0
Total Cocurricular Education		0	0	433,344	0	325,930	325,930

ELLICOTT SCHOOL DISTRICT 22

Proposed Budget

General Fund Expenditures

FY 2025/26

		Actuals FY 21-22	Actuals FY 22-23	Actuals FY 23-24	Budget FY 24-25	FY25 Budget v FY 26 Budget	Proposed FY 25-26
Student Support Svcs (21)							
01XX	Salaries	0	0	143,344	197,064	36,618	233,682
02XX	Employee Benefits	0	0	33,522	0	53,499	53,499
03XX	Professional Services	0	0	0	0	0	0
04XX	Property Services	0	0	0	0	0	0
05XX	Other Services	0	0	0	0	0	0
06XX	Supplies & Materials	0	0	415	1,000	0	1,000
07XX	Equipment	0	0	0	0	0	0
08XX	Other Objects	0	0	0	0	0	0
09XX	Other Uses	229,514	522,437	0	0	0	0
Total Student Support Svcs		229,514	522,437	177,281	198,064	90,117	288,181
Instr Staff Support Svcs (22)							
01XX	Salaries	0	0	150,026	120,400	(34,558)	85,842
02XX	Employee Benefits	0	0	43,046	39,656	(18,926)	20,730
03XX	Professional Services	0	0	10,392	1,000	2,500	3,500
04XX	Property Services	0	0	0	0	0	0
05XX	Other Services	0	0	1,431	0	340,000	340,000
06XX	Supplies & Materials	0	0	21,976	2,000	6,000	8,000
07XX	Equipment	0	0	0	0	0	0
08XX	Other Objects	0	0	0	0	0	0
09XX	Other Uses	315,260	148,527	0	0	0	0
Total Staff Support Svcs		315,260	148,527	226,871	163,056	295,016	458,072
General Administration (23)							
01XX	Salaries	0	0	172,000	130,000	0	130,000
02XX	Employee Benefits	0	0	49,866	37,469	0	37,469
03XX	Professional Services	0	0	82,676	54,000	23,000	77,000
04XX	Property Services	0	0	0	0	8,000	8,000
05XX	Other Services	0	0	0	0	200,000	200,000
06XX	Supplies & Materials	0	0	283	1,000	1,500	2,500
07XX	Equipment	0	0	0	0	0	0
08XX	Other Objects	0	0	125,242	9,000	0	9,000
09XX	Other Uses	169,249	232,839	(369,256)	0	343,399	343,399
Total General Administration		169,249	232,839	60,811	231,469	575,899	807,368
School Administration (24)							
01XX	Salaries	0	0	1,219,597	730,427	(87,544)	642,883
02XX	Employee Benefits	0	0	0	246,773	(13,355)	233,418
03XX	Professional Services	0	0	0	0	0	0
04XX	Property Services	0	0	4,504	0	0	0
05XX	Other Services	0	0	4,135	0	5,500	5,500
06XX	Supplies & Materials	0	0	0	3,000	267,226	270,226
07XX	Equipment	0	0	0	0	0	0
08XX	Other Objects	0	0	0	0	0	0
09XX	Other Uses	981,097	1,126,415	0	0	0	0
Total School Administration		981,097	1,126,415	1,228,236	980,200	171,826	1,152,026

ELLICOTT SCHOOL DISTRICT 22

Proposed Budget

General Fund Expenditures

FY 2025/26

		Actuals FY 21-22	Actuals FY 22-23	Actuals FY 23-24	Budget FY 24-25	FY25 Budget v FY 26 Budget	Proposed FY 25-26
Business Services (25)							
01XX	Salaries	0	0	252,541	171,432	(56,058)	115,374
02XX	Employee Benefits	0	0	95,861	62,464	(20,573)	41,891
03XX	Professional Services	0	0	61,566	616,650	(564,650)	52,000
04XX	Property Services	0	0	0	0	0	0
05XX	Other Services	0	0	423,914	0	0	0
06XX	Supplies & Materials	0	0	80,848	20,000	0	20,000
07XX	Equipment	0	0	0	0	0	0
08XX	Other Objects	0	0	3,667	12,000	0	12,000
09XX	Other Uses	1,750,564	1,332,167	0	0	0	0
Total Business Services		1,750,564	1,332,167	918,397	882,546	(641,281)	241,265
Maintenance & Operations (26)							
01XX	Salaries	0	0	397,881	412,625	56,432	469,057
02XX	Employee Benefits	0	0	126,975	117,577	20,659	138,236
03XX	Professional Services	0	0	68,194	180,000	(30,000)	150,000
04XX	Property Services	0	0	146,708	180,000	170,000	350,000
05XX	Other Services	0	0	20,364	0	0	0
06XX	Supplies & Materials	0	0	393,965	230,000	340,000	570,000
07XX	Equipment	0	0	13,493	25,000	55,000	80,000
08XX	Other Objects	0	0	0	0	0	0
09XX	Other Uses	1,056,440	1,078,871	0	0	0	0
Total Maintenance & Operations		1,056,440	1,078,871	1,167,580	1,145,202	612,091	1,757,293
Student Transportation (27)							
01XX	Salaries	0	0	505,622	292,422	58,960	351,382
02XX	Employee Benefits	0	0	181,725	113,238	22,142	135,380
03XX	Professional Services	0	0	4,612	0	0	0
04XX	Property Services	0	0	17,801	10,000	0	10,000
05XX	Other Services	0	0	35,057	48,616	(2,454)	46,162
06XX	Supplies & Materials	0	0	183,582	165,000	35,000	200,000
07XX	Equipment	0	0	0	0	0	0
08XX	Other Objects	0	0	0	0	0	0
09XX	Other Uses	788,533	1,023,162	0	0	0	0
Total Student Transportation		788,533	1,023,162	928,399	629,276	113,647	742,923
Central Services (28)							
01XX	Salaries	0	0	241,201	221,707	63,978	285,685
02XX	Employee Benefits	0	0	70,918	73,952	22,383	96,335
03XX	Professional Services	0	0	81,923	91,900	28,100	120,000
04XX	Property Services	0	0	9,625	0	0	0
05XX	Other Services	0	0	7,787	0	0	0
06XX	Supplies & Materials	0	0	53,794	95,000	0	95,000
07XX	Equipment	0	0	1,706	5,000	120,000	125,000
08XX	Other Objects	0	0	0	0	0	0
09XX	Other Uses	607,876	403,779	0	0	0	0
Total Central Services		607,876	403,779	466,954	487,559	234,462	722,021

ELLICOTT SCHOOL DISTRICT 22

Proposed Budget

General Fund Expenditures

FY 2025/26

		Actuals FY 21-22	Actuals FY 22-23	Actuals FY 23-24	Budget FY 24-25	FY25 Budget v FY 26 Budget	Proposed FY 25-26
Property Services (4x)							
01XX	Salaries	0	0	0	0	0	0
02XX	Employee Benefits	0	0	0	0	0	0
03XX	Professional Services	0	0	0	0	0	0
04XX	Property Services	0	0	0	0	0	0
05XX	Other Services	0	0	0	0	0	0
06XX	Supplies & Materials	0	0	0	0	0	0
07XX	Equipment	0	0	60,645	0	0	0
08XX	Other Objects	0	0	1,543	362,884	(192,884)	170,000
09XX	Other Uses	166,634	108,848	30,861	0	200,000	200,000
Total Property Services		166,634	108,848	93,049	362,884	7,116	370,000
Total Expenditures		$12,155,961	$13,323,857	$13,240,564	$11,823,805	$2,068,999	$13,892,804

ELLICOTT SCHOOL DISTRICT 22

Proposed Budget

General Fund Detail Budgets

FY 2025/26

Program: Instruction (11)

Program Budget Manager: Chris Smith

Program Description:

Included in this program are the expenditures incurred in planned learning activities and experiences that provide students in schools of all levels (K-12). Non-salary and benefit accounts represent funds allocated to schools (principals) based on the student count for each school. The Superintendent determines the number of FTE for each category of position based on the unique needs of each school.

		Actuals FY 21-22	Actuals FY 22-23	Actuals FY 23-24	Budget FY 24-25	FY25 Budget v FY 26 Budget	Proposed FY 25-26
Instruction (11)							
011X	Salaries			4,076,077	4,475,244	(1,209,763)	3,265,481
01XX	Supplemental Pay & Stipends			0	0	67,500	67,500
02XX	Employee Benefits			1,322,141	1,580,305	(364,468)	1,215,837
03XX	Professional Services			109,403	481,000	(106,033)	374,967
04XX	Property Services			16,595	0	0	0
05XX	Other Services			88,322	0	11,000	11,000
06XX	Supplies & Materials			195,570	199,000	1,000	200,000
07XX	Equipment			4,144	0	1,500	1,500
08XX	Other Objects			1,926	8,000	(8,000)	0
09XX	Other Uses	6,090,794	7,346,812	0	0	0	0
Total Instruction		6,090,794	7,346,812	5,814,178	6,743,549	(1,607,265)	5,136,284

		Actuals FY 21-22	Actuals FY 22-23	Actuals FY 23-24	Budget FY 24-25	FY25 Budget v v FY26 Budget	Proposed FY 25-26
Staff FTE:							
1XX	Administrators				8.00	-8.00	0.00
2XX	Teachers (Licensed)				67.50	-2.00	65.50
3XX	Non-Teaching Professionals				4.00	-4.00	0.00
4XX	Classified - Instructional				22.00	16.00	12.00
5XX	Classified - School Admin				8.00	-8.00	0.00
6XX	Classified - Maint, Oper & Trans				44.00	-44.00	0.00
	Total FTE	0.00	0.00	0.00	153.50	-50.00	77.50

ELLICOTT SCHOOL DISTRICT 22

Proposed Budget

General Fund Detail Budgets

FY 2025/26

Program: Instruction - Special Education (12)

Program Budget Manager: BOCES/Chris Smith

Program Description:

This budget pays for educational services for students with disabilities and special needs. The primary expenditures for this program are the salaries and benefits costs for special education staff. Special Education expenditures in the General Fund are eligible for a partial reimbursement from the State of Colorado Special Education categorical funding as dictated by the Colorado public school finance act of 1994.

		Actuals FY 21-22	Actuals FY 22-23	Actuals FY 23-24	Budget FY 24-25	FY25 Budget v FY 26 Budget	Proposed FY 25-26
Special Education (12)							
011X	Salaries			689,031		630,000	782,995
01XX	Supplemental Pay & Stipends			0		0	0
02XX	Employee Benefits			220,632		242,210	318,960
03XX	Professional Services			5,250		400,000	140,000
04XX	Property Services			0		0	0
05XX	Other Services			429,659		140,000	150,000
06XX	Supplies & Materials			116,915		0	0
07XX	Equipment			0		0	0
08XX	Other Objects			0		0	0
09XX	Other Uses			7,136		0	0
Total Special Education		0	0	1,468,623	0	1,412,210	1,391,955

		Actuals FY 21-22	Actuals FY 22-23	Actuals FY 23-24	Budget FY 24-25	FY25 Budget v v FY26 Budget	Proposed FY 25-26
Staff FTE:							
1XX	Administrators					0.00	0.00
2XX	Teachers (Licensed)					6.00	6.00
3XX	Non-Teaching Professionals					0.00	0.00
4XX	Classified - Instructional					28.00	24.00
5XX	Classified - School Admin					0.00	0.00
6XX	Classified - Maint, Oper & Trans					0.00	0.00
	Total FTE	0.00	0.00	0.00	0.00	34.00	30.00

ELLICOTT SCHOOL DISTRICT 22

Proposed Budget

General Fund Detail Budgets

FY 2025/26

Program: 13 Instruction - Career & Technical Education (CTE)

Program Budget Manager: Jerry Kitten

Program Description:

This budget is used for students in state approved vocational programs operating in secondary schools. Expenditures made from this program are eligible for reimbursement from the Colorado Vocational Act at a rate of approximately 30%. The reimbursement revenue is a state categorical funding element from the Colorado public school finance act of 1994 and is listed in the General Fund under state revenues.

		Actuals FY 21-22	Actuals FY 22-23	Actuals FY 23-24	Budget FY 24-25	FY25 Budget v FY 26 Budget	Proposed FY 25-26
Career & Technical Education (13)							
011X	Salaries			134,704		310,868	310,868
01XX	Supplemental Pay & Stipends			0		0	0
02XX	Employee Benefits			50,340		117,617	117,617
03XX	Professional Services			(505)		0	0
04XX	Property Services			650		0	0
05XX	Other Services			189		4,500	4,500
06XX	Supplies & Materials			41,413		66,500	66,500
07XX	Equipment			30,050		0	0
08XX	Other Objects			0		0	0
09XX	Other Uses			0		0	0
Total Career & Technical Education		0	0	256,841	0	499,485	499,485

		Actuals FY 21-22	Actuals FY 22-23	Actuals FY 23-24	Budget FY 24-25	FY25 Budget v FY 26 Budget	Proposed FY 25-26
Staff FTE:							
1XX	Administrators					1.00	1.00
2XX	Teachers (Licensed)					5.00	5.00
3XX	Non-Teaching Professionals					0.00	0.00
4XX	Classified - Instructional					0.00	0.00
5XX	Classified - School Admin					0.00	0.00
6XX	Classified - Maint, Oper & Trans					0.00	0.00
	Total FTE	0.00	0.00	0.00	0.00	6.00	6.00

ELLICOTT SCHOOL DISTRICT 22

Proposed Budget

General Fund Detail Budgets

FY 2025/26

Program: 14 Instruction - Co-Curricular Activities

Program Budget Manager: Cody Chambers

Program Description:

This program supports athletic programs and competition. These programs promote student self-esteem, school spirit and physical and mental fitness. Expenditures of this program include salaries and benefits of staff, sports dues and fees, game officials, sports transportation and sports equipment.

		Actuals FY 21-22	Actuals FY 22-23	Actuals FY 23-24	Budget FY 24-25	FY25 Budget v FY 26 Budget	Proposed FY 25-26
Co-Curricular Instruction (14)							
011X	Salaries			262,080		0	0
01XX	Supplemental Pay & Stipends			0		189,930	189,930
02XX	Employee Benefits			60,720		0	0
03XX	Professional Services			19,057		15,000	15,000
04XX	Property Services			0		0	0
05XX	Other Services			13,183		41,000	41,000
06XX	Supplies & Materials			68,066		80,000	80,000
07XX	Equipment			0		0	0
08XX	Other Objects			10,238		0	0
09XX	Other Uses			0		0	0
Total Co-Curricular Instruction		0	0	433,344	0	325,930	325,930

		Actuals FY 21-22	Actuals FY 22-23	Actuals FY 23-24	Budget FY 24-25	FY25 Budget v FY 26 Budget	Proposed FY 25-26
Staff FTE:							
1XX	Administrators					0.00	0.00
2XX	Teachers (Licensed)					0.00	0.00
3XX	Non-Teaching Professionals					0.00	0.00
4XX	Classified - Instructional					0.00	0.00
5XX	Classified - School Admin					0.00	0.00
6XX	Classified - Maint, Oper & Trans					0.00	0.00
	Total FTE	0.00	0.00	0.00	0.00	0.00	0.00

ELLICOTT SCHOOL DISTRICT 22

Proposed Budget

General Fund Detail Budgets

FY 2025/26

Program: 2100 Student Support Services

Program Budget Manager: Building Principals

Program Description:

Student support services include all programs and activities in schools that support students but are not directly related to instruction. Examples include school nurses, counselors, social workers and school psychologists. The majority of expenditures are salaries and benefits of staff.

		Actuals FY 21-22	Actuals FY 22-23	Actuals FY 23-24	Budget FY 24-25	FY25 Budget v FY 26 Budget	Proposed FY 25-26
Student Support Services (21)							
011X	Salaries			143,344	160,327	240,000	233,682
01XX	Supplemental Pay & Stipends			0	36,737	0	0
02XX	Employee Benefits			33,522	0	53,499	53,499
03XX	Professional Services			0	0	0	0
04XX	Property Services			0	0	0	0
05XX	Other Services			0	0	0	0
06XX	Supplies & Materials			415	1,000	0	1,000
07XX	Equipment			0	0	0	0
08XX	Other Objects			0	0	0	0
09XX	Other Uses	229,514	522,437	0	0	0	0
Total Student Support Services		229,514	522,437	177,281	198,064	293,499	288,181

		Actuals FY 21-22	Actuals FY 22-23	Actuals FY 23-24	Budget FY 24-25	FY25 Budget v FY 26 Budget	Proposed FY 25-26
Staff FTE:							
1XX	Administrators					0.00	0.00
2XX	Teachers (Licensed)					4.50	4.50
3XX	Non-Teaching Professionals					0.00	0.00
4XX	Classified - Instructional					2.00	2.00
5XX	Classified - School Admin					0.00	0.00
6XX	Classified - Maint, Oper & Trans					0.00	0.00
	Total FTE	0.00	0.00	0.00	0.00	6.50	6.50

ELLICOTT SCHOOL DISTRICT 22

Proposed Budget

General Fund Detail Budgets

FY 2025/26

Program: 2200 Instructional Staff Services

Program Budget Manager: Chris Smith

Program Description:

Activities associated with assisting the instructional staff with the content and process of providing learning experiences for students. These services pertain to the interaction between students and teachers, focusing on designing the curriculum training staff on training methods, assessing the student's learning and retention of the subject matter and delivering and coordinating such activities.

		Actuals FY 21-22	Actuals FY 22-23	Actuals FY 23-24	Budget FY 24-25	FY25 Budget v FY 26 Budget	Proposed FY 25-26
Instruct Support Services (22)							
011X	Salaries			150,026	120,400	80,000	85,842
01XX	Supplemental Pay & Stipends			0	0	0	0
02XX	Employee Benefits			43,046	39,656	(18,926)	20,730
03XX	Professional Services			10,392	1,000	2,500	3,500
04XX	Property Services			0	0	0	0
05XX	Other Services			1,431	0	340,000	340,000
06XX	Supplies & Materials			21,976	2,000	6,000	8,000
07XX	Equipment			0	0	0	0
08XX	Other Objects			0	0	0	0
09XX	Other Uses	315,260	148,527	0	0	0	0
Total Student Support Services		315,260	148,527	226,871	163,056	409,574	458,072

		Actuals FY 21-22	Actuals FY 22-23	Actuals FY 23-24	Budget FY 24-25	FY25 Budget v FY 26 Budget	Proposed FY 25-26
Staff FTE:							
1XX	Administrators					1.00	1.00
2XX	Teachers (Licensed)					1.00	1.00
3XX	Non-Teaching Professionals					0.00	0.00
4XX	Classified - Instructional					0.00	0.00
5XX	Classified - School Admin					1.00	1.00
6XX	Classified - Maint, Oper & Trans					0.00	0.00
	Total FTE	0.00	0.00	0.00	0.00	3.00	3.00

ELLICOTT SCHOOL DISTRICT 22

Proposed Budget

General Fund Detail Budgets

FY 2025/26

Program: 2300 General Administration

Program Budget Manager: Chris Smith

Program Description:

General administration is the primary central administration program of the district. This program includes the superintendent's office, Board of Education, legal fees, audit fees, and property tax collection fees. While other administrative costs show up in the 2500-2800 programs, this program is the "general" administration program that is required by the Colorado uniform chart of accounts.

		Actuals FY 21-22	Actuals FY 22-23	Actuals FY 23-24	Budget FY 24-25	FY25 Budget v FY 26 Budget	Proposed FY 25-26
General Administration (23)							
011X	Salaries			172,000	130,000	0	130,000
01XX	Supplemental Pay & Stipends			0	0	0	0
02XX	Employee Benefits			49,866	37,469	0	37,469
03XX	Professional Services			82,676	54,000	23,000	77,000
04XX	Property Services			0	0	8,000	8,000
05XX	Other Services			0	0	200,000	200,000
06XX	Supplies & Materials			283	1,000	1,500	2,500
07XX	Equipment			0	0	0	0
08XX	Other Objects			125,242	9,000	0	9,000
09XX	Other Uses (GF Contingency)	169,249	232,839	(369,256)	0	343,399	343,399
Total General Administration		169,249	232,839	60,811	231,469	575,899	807,368

		Actuals FY 21-22	Actuals FY 22-23	Actuals FY 23-24	Budget FY 24-25	FY25 Budget v FY 26 Budget	Proposed FY 25-26
Staff FTE:							
1XX	Administrators					1.00	1.00
2XX	Teachers (Licensed)					0.00	0.00
3XX	Non-Teaching Professionals					0.00	0.00
4XX	Classified - Instructional					0.00	0.00
5XX	Classified - School Admin					0.00	0.00
6XX	Classified - Maint, Oper & Trans					0.00	0.00
	Total FTE	0.00	0.00	0.00	0.00	1.00	1.00

ELLICOTT SCHOOL DISTRICT 22

Proposed Budget

General Fund Detail Budgets

FY 2025/26

Program: 2400 School Administration

Program Budget Manager: Building Principals

Program Description:

This program is used to account for expenditures related to school administration. The program includes Principals, Asst. Principals and School Secretaries for staffing. This program also accounts for all non-instructional expenditures or expenses not included in the classroom. Non-salary and benefit accounts, with the exception of utilities and communications, are based a formula per student.

		Actuals FY 21-22	Actuals FY 22-23	Actuals FY 23-24	Budget FY 24-25	FY25 Budget v FY 26 Budget	Proposed FY 25-26
School Administration (24)							
011X	Salaries			941,553	730,427	(87,544)	642,883
01XX	Supplemental Pay & Stipends			278,044	0	0	0
02XX	Employee Benefits			0	246,773	(13,355)	233,418
03XX	Professional Services			0	0	0	0
04XX	Property Services			4,504	0	0	0
05XX	Other Services			4,135	0	5,500	5,500
06XX	Supplies & Materials			0	3,000	5,500	270,226
07XX	Equipment			0	0	0	0
08XX	Other Objects			0	0	0	0
09XX	Other Uses	981,097	1,126,415	0	0	0	0
Total Instruction		981,097	1,126,415	1,228,236	980,200	(89,900)	1,152,026

		Actuals FY 21-22	Actuals FY 22-23	Actuals FY 23-24	Budget FY 24-25	FY25 Budget v FY 26 Budget	Proposed FY 25-26
Staff FTE:							
1XX	Administrators					7.00	7.00
2XX	Teachers (Licensed)					0.00	0.00
3XX	Non-Teaching Professionals					0.00	0.00
4XX	Classified - Instructional					0.00	0.00
5XX	Classified - School Admin					6.00	6.00
6XX	Classified - Maint, Oper & Trans					0.00	0.00
	Total FTE	0.00	0.00	0.00	0.00	13.00	13.00

ELLICOTT SCHOOL DISTRICT 22

Proposed Budget

General Fund Detail Budgets

FY 2025/26

Program: 2500 Business Services

Program Budget Manager: Chris Smith

Program Description:

The Business Services program records and accounts for the financial operations of the district. The primary functions include financial and General Ledger reporting, accounts payable, accounts receivable and payroll. Other functions of the Business Services program include grants accounting and most CDE compliance reporting.

		Actuals FY 21-22	Actuals FY 22-23	Actuals FY 23-24	Budget FY 24-25	FY25 Budget v FY 26 Budget	Proposed FY 25-26
Business Services (25)							
011X	Salaries			252,541	171,432	(56,058)	115,374
01XX	Supplemental Pay & Stipends			0	0	0	0
02XX	Employee Benefits			95,861	62,464	(20,573)	41,891
03XX	Professional Services			61,566	616,650	(564,650)	52,000
04XX	Property Services			0	0	0	0
05XX	Other Services			423,914	0	0	0
06XX	Supplies & Materials			80,848	20,000	0	20,000
07XX	Equipment			0	0	0	0
08XX	Other Objects			3,667	12,000	0	12,000
09XX	Other Uses	1,750,564	1,332,167	0	0	0	0
Total Business Services		1,750,564	1,332,167	918,397	882,546	(641,281)	241,265

		Actuals FY 21-22	Actuals FY 22-23	Actuals FY 23-24	Budget FY 24-25	FY25 Budget v FY 26 Budget	Proposed FY 25-26
Staff FTE:							
1XX	Administrators					1.00	1.00
2XX	Teachers (Licensed)					0.00	0.00
3XX	Non-Teaching Professionals					0.00	0.00
4XX	Classified - Instructional					0.00	0.00
5XX	Classified - School Admin					1.00	1.00
6XX	Classified - Maint, Oper & Trans					0.00	0.00
	Total FTE	0.00	0.00	0.00	0.00	2.00	2.00

ELLICOTT SCHOOL DISTRICT 22

Proposed Budget

General Fund Detail Budgets

FY 2025/26

Program: 2600 Maintenance & Operations

Program Budget Manager: Brian McNutt

Program Description:

The Maintenance & Operations program includes all of the costs of maintaining the district's facilities and grounds. The expenditures include construction, electrical, mechanical/HVAC, plumbing and grounds.

		Actuals FY 21-22	Actuals FY 22-23	Actuals FY 23-24	Budget FY 24-25	FY25 Budget v FY 26 Budget	Proposed FY 25-26
Maintenance & Operations (26)							
011X	Salaries			397,881	412,625	56,432	469,057
01XX	Supplemental Pay & Stipends			0	0	0	0
02XX	Employee Benefits			126,975	117,577	20,659	138,236
03XX	Professional Services			68,194	180,000	(30,000)	150,000
04XX	Property Services			146,708	180,000	170,000	350,000
05XX	Other Services			20,364	0	0	0
06XX	Supplies & Materials			393,965	230,000	340,000	570,000
07XX	Equipment			13,493	25,000	55,000	80,000
08XX	Other Objects			0	0	0	0
09XX	Other Uses	1,056,440	1,078,871	0	0	0	0
Total Maintenance & Operations		1,056,440	1,078,871	1,167,580	1,145,202	612,091	1,757,293

		Actuals FY 21-22	Actuals FY 22-23	Actuals FY 23-24	Budget FY 24-25	FY25 Budget v FY 26 Budget	Proposed FY 25-26
Staff FTE:							
1XX	Administrators					1.00	1.00
2XX	Teachers (Licensed)					0.00	0.00
3XX	Non-Teaching Professionals					0.00	0.00
4XX	Classified - Instructional					0.00	0.00
5XX	Classified - School Admin					0.00	0.00
6XX	Classified - Maint, Oper & Trans					11.75	11.75
	Total FTE	0.00	0.00	0.00	0.00	12.75	12.75

ELLICOTT SCHOOL DISTRICT 22

Proposed Budget

General Fund Detail Budgets

FY 2025/26

Program: 2700 Transportation

Program Budget Manager: Vacant

Program Description:

The Transportation program accounts for all of the expenditures to operate the district's transportation fleet. This includes bus drivers and monitors, fuel and parts for repairs. Also paid for by this program are a variety of requirements to include mobile radio support, administration of required testing, printing for safety rules and regulations and other miscellaneous expenses of operating a vehicle fleet.

		Actuals FY 21-22	Actuals FY 22-23	Actuals FY 23-24	Budget FY 24-25	FY25 Budget v FY 26 Budget	Proposed FY 25-26
Transportation (27)							
011X	Salaries			505,622	292,422	58,960	351,382
01XX	Supplemental Pay & Stipends			0	0	0	0
02XX	Employee Benefits			181,725	113,238	22,142	135,380
03XX	Professional Services			4,612	0	0	0
04XX	Property Services			17,801	10,000	0	10,000
05XX	Other Services			35,057	48,616	(2,454)	46,162
06XX	Supplies & Materials			183,582	165,000	35,000	200,000
07XX	Equipment			0	0	0	0
08XX	Other Objects			0	0	0	0
09XX	Other Uses	788,533	1,023,162	0	0	0	0
Total Transportation		788,533	1,023,162	928,399	629,276	113,647	742,923

		Actuals FY 21-22	Actuals FY 22-23	Actuals FY 23-24	Budget FY 24-25	FY25 Budget v FY 26 Budget	Proposed FY 25-26
Staff FTE:							
1XX	Administrators					1.00	1.00
2XX	Teachers (Licensed)					0.00	0.00
3XX	Non-Teaching Professionals					0.00	0.00
4XX	Classified - Instructional					0.00	0.00
5XX	Classified - School Admin					0.00	0.00
6XX	Classified - Maint, Oper & Trans					15.00	15.00
	Total FTE	0.00	0.00	0.00	0.00	16.00	16.00

ELLICOTT SCHOOL DISTRICT 22

Proposed Budget

General Fund Detail Budgets

FY 2025/26

Program: 2800 Central Services/Human Resources

Program Budget Manager: Lexie Van Patton

Program Description:

The Central Services program series typically account for the expenditures related to Human Resources and Information Technology. This includes the staffing, software costs and any other costs related to employee hiring, evaluation and dismissal. The Information Technology (IT) expenses are currently not accounted for in this program but foreseeably will in the future.

		Actuals FY 21-22	Actuals FY 22-23	Actuals FY 23-24	Budget FY 24-25	FY25 Budget v FY 26 Budget	Proposed FY 25-26
Central Services (28)							
011X	Salaries			241,201	221,707	63,978	285,685
01XX	Supplemental Pay & Stipends			0	0	0	0
02XX	Employee Benefits			70,918	73,952	22,383	96,335
03XX	Professional Services			81,923	91,900	28,100	120,000
04XX	Property Services			9,625	0	0	0
05XX	Other Services			7,787	0	0	0
06XX	Supplies & Materials			53,794	95,000	0	95,000
07XX	Equipment			1,706	5,000	120,000	125,000
08XX	Other Objects			0	0	0	0
09XX	Other Uses	607,876	403,779	0	0	0	0
Total Central Services		607,876	403,779	466,954	487,559	234,462	722,021

		Actuals FY 21-22	Actuals FY 22-23	Actuals FY 23-24	Budget FY 24-25	FY25 Budget v FY 26 Budget	Proposed FY 25-26
Staff FTE:							
1XX	Administrators					1.00	1.00
2XX	Teachers (Licensed)					0.00	0.00
3XX	Non-Teaching Professionals					2.00	2.00
4XX	Classified - Instructional					0.00	0.00
5XX	Classified - School Admin					2.00	2.00
6XX	Classified - Maint, Oper & Trans					0.00	0.00
	Total FTE	0.00	0.00	0.00	0.00	5.00	5.00

ELLICOTT SCHOOL DISTRICT 22

Proposed Budget

General Fund Detail Budgets

FY 2025/26

Program: 4000 & 5000 Property Services & Other Uses

Program Budget Manager: Chris Smith

Program Description:

The Property Services (4000) program accounts for all capital construction n the General Fund. Other Uses (5000) includes Debt

		Actuals FY 21-22	Actuals FY 22-23	Actuals FY 23-24	Budget FY 24-25	FY25 Budget v FY 26 Budget	Proposed FY 25-26
Property Services (40)							
011X	Salaries			0	0	0	0
01XX	Supplemental Pay & Stipends			0	0	0	0
02XX	Employee Benefits			0	0	0	0
03XX	Professional Services			0	0	0	0
04XX	Property Services			0	0	0	0
05XX	Other Services			0	0	0	0
06XX	Supplies & Materials			0	0	0	0
07XX	Equipment			60,645	0	0	0
08XX	Other Objects			1,543	362,884	(192,884)	170,000
09XX	Other Uses	166,634	108,848	30,861	0	200,000	200,000
Total Property Services		166,634	108,848	93,049	362,884	7,116	370,000

		Actuals FY 21-22	Actuals FY 22-23	Actuals FY 23-24	Budget FY 24-25	FY25 Budget v FY 26 Budget	Proposed FY 25-26
Staff FTE:							
1XX	Administrators					0.00	
2XX	Teachers (Licensed)					0.00	
3XX	Non-Teaching Professionals					0.00	
4XX	Classified - Instructional					0.00	
5XX	Classified - School Admin					0.00	
6XX	Classified - Maint, Oper & Trans					0.00	
	Total FTE	0.00	0.00	0.00	0.00	0.00	0.00

ELLICOTT SCHOOL DISTRICT 22

Proposed Budget

General Fund Detail Budgets

FY 2025/26

Program: Summary by Program & Object

Program Budget Manager: N/A

		FY 2025/26 Budget
Expenditures by Major Program		
0010-2099	Instructional Services	7,353,654
21XX	Pupil Services	288,181
22XX	Instructional Support	458,072
23XX	General Administration	807,368
24XX	School Administration	1,152,026
25XX	Business Services	241,265
26XX	Maintenance & Operations	1,757,293
27XX	Transportation	742,923
28XX	Central Services	722,021
29XX	Community Services	0
	Misc Expenses & Transfers	370,000
	Total Programs	**$13,892,804**
Expenditures by Major Account		
011X	Salaries	6,930,679
02XX	Employee Benefits	2,409,371
03XX	Purchased Services	932,467
04XX	Property. Services	368,000
05XX	Other Services	798,162
06XX	Supplies & Materials	1,513,226
07XX	Capital Outlay	206,500
08XX	Other Expenditures	734,399
09XX	**Total Objects**	**$13,892,804**

Staff FTE:

1XX	Administrators	14.00
2XX	Teachers (Licensed)	82.00
3XX	Non-Teaching Professionals	2.00
4XX	Classified - Instructional	38.00
5XX	Classified - School Admin	10.00
6XX	Classified - Maint, Oper & Trans	26.75
	Total FTE	172.75

ELLICOTT SCHOOL DISTRICT 22

Proposed Budget
Other Fund Graphs
FY 2025/26

Food Services Fund

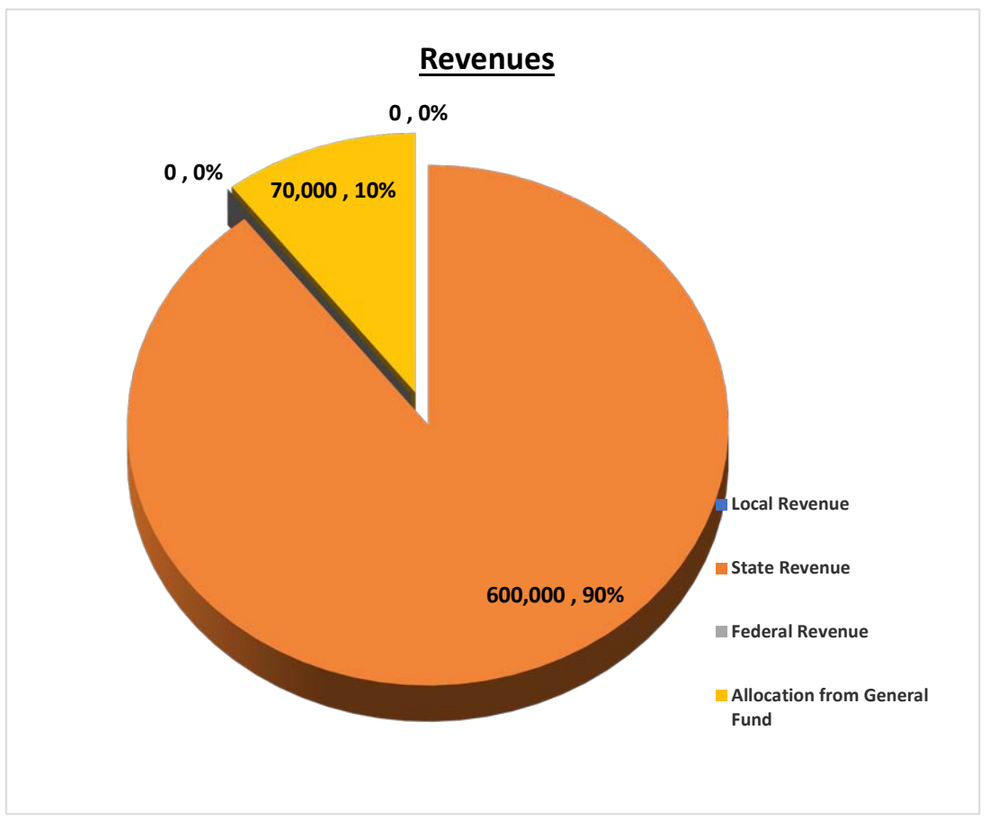

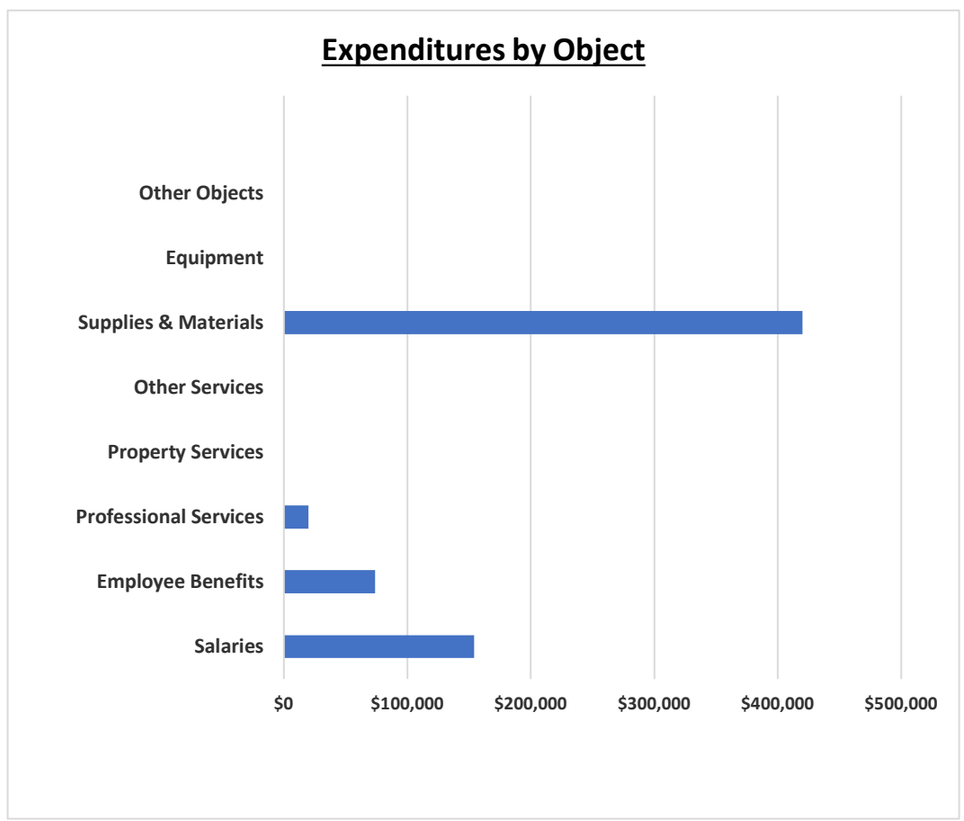

Student Activity Fund

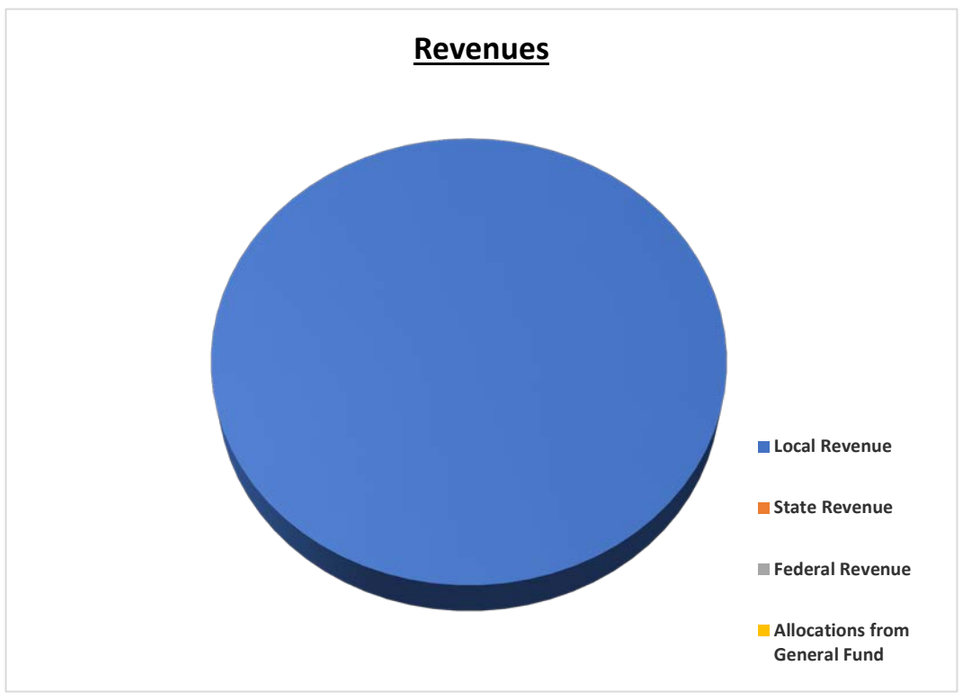

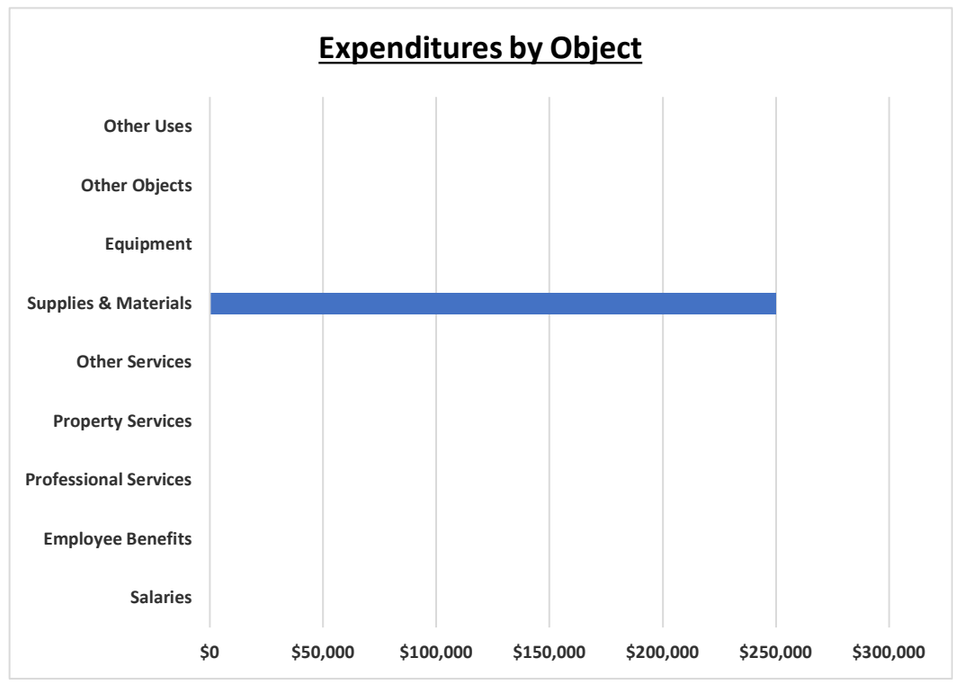

ELLICOTT SCHOOL DISTRICT 22

Proposed Budget
Other Fund Graphs
FY 2025/26

Bond Redemption Fund

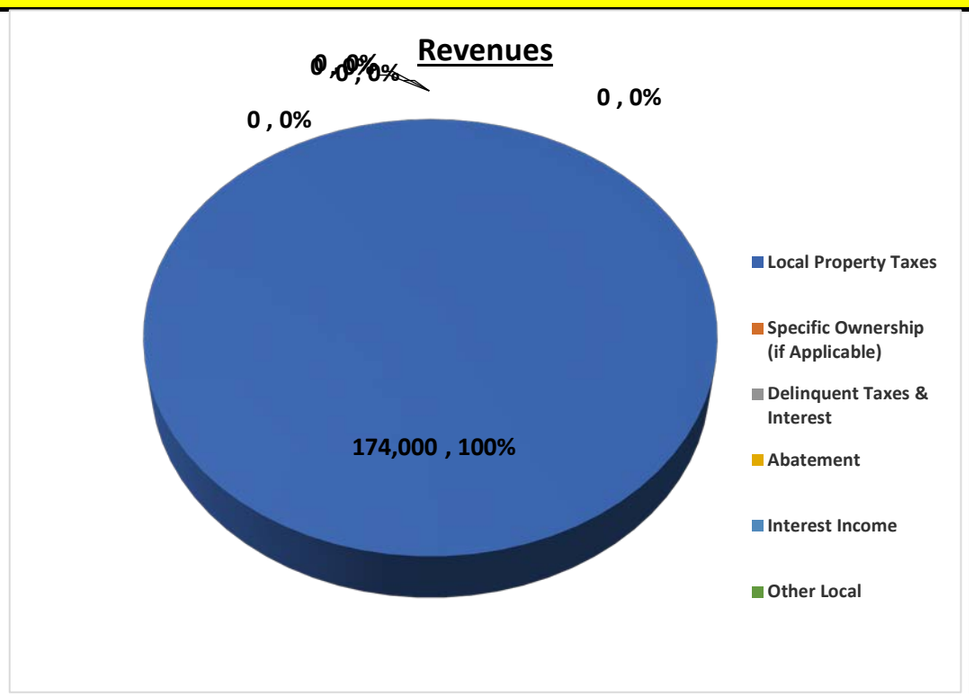

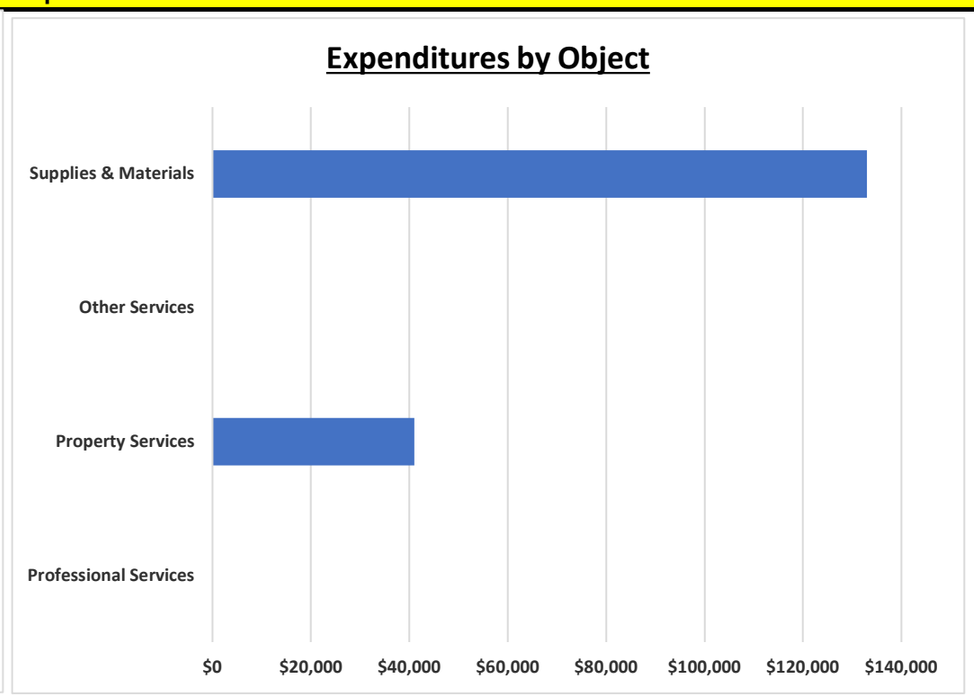

Capital Reserve Fund

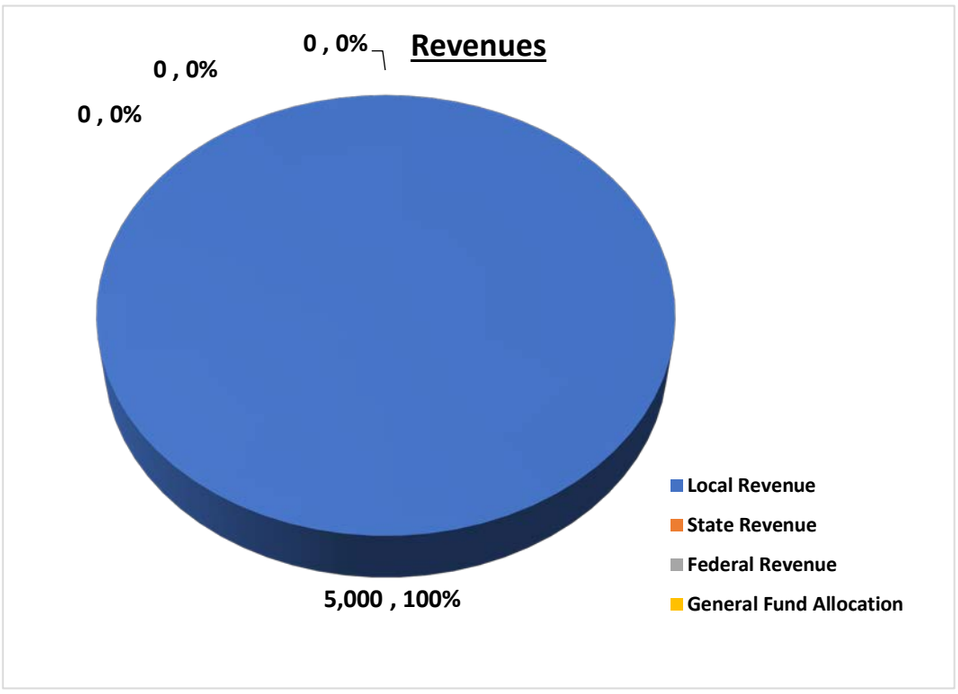

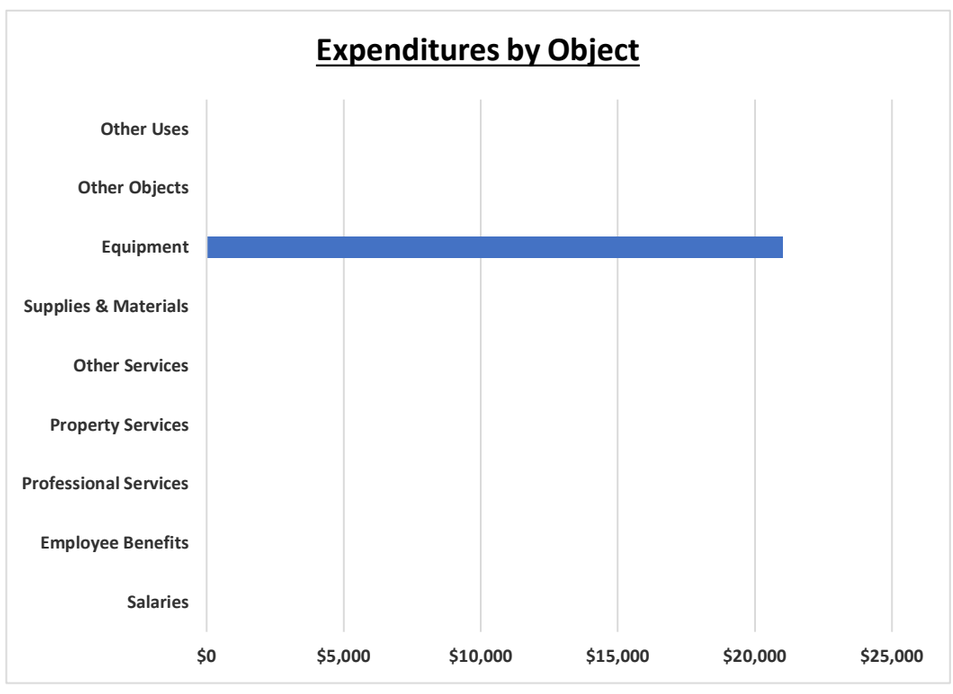

ELLICOTT SCHOOL DISTRICT 22

Proposed Budget

Preschool Fund (19)

FY 2025/26

		Actuals FY 21-22	Actuals FY 22-23	Actuals FY 23-24	Budget FY 24-25	FY25 Budget v FY 26 Budget	Proposed FY 25-26
Beginning Fund Balance							
6724	CPP Reserve					0	
6725	UPK Reserve					0	
6760	Assigned Fund Balance				0	400,000	400,000
Total Beginning Fund Balance		0	0	0	0	400,000	400,000
Revenues							
1324	Tuition				0	0	0
1510	Interest Income				0	0	0
1990	Misc. Revenue				0	0	0
3010-3897	UPK Revenue				421,451	(21,451)	400,000
	Other Revenue				0	0	0
	Other Revenue				0	0	0
	Other Revenue				0	0	0
	Other Revenue				0	0	0
5210	Transfers From General Fund				184,446	40,554	225,000
1XXX	Other Revenue				0	0	0
Total Revenues		0	0	0	605,897	19,103	625,000
Total Resources Available		0	0	0	605,897	419,103	1,025,000
Preschool Expenditures							
011X	Salaries				447,847	395,721	442,663
01XX	Temp Salaries				0	35,000	35,000
02XX	Employee Benefits				149,850	146,185	155,730
03XX	Purchased Services				0	5,000	5,000
04XX	Purch Property Services				0	0	0
05XX	Other Purch Svcs				0	1,000	1,000
06XX	Supplies & Materials				7,000	7,000	7,000
07XX	Equipment & Technology				0	0	0
08XX	Other & Indirect Expenses				1,200	(1,200)	0
09XX	Other Uses/Contingency				0	0	0
Total Expenditures		0	0	0	605,897	588,706	646,393
	Surplus/(Deficit)	0	0	0	0	(569,603)	(21,393)
Fund Balances							
6724	CPP Reserve	0	0	0	0	0	0
6725	UPK Reserve				0	0	0
6760	Assigned Fund Balance	0	0	0	0	378,607	378,607
Total Ending Fund Balance		0	0	0	0	378,607	378,607
	Total Appropriation(Ending Fund Balance + Expense)				189,906		1,025,000
Staff FTE:							
1XX	Administrators					1.00	1.00
2XX	Teachers (Licensed)					4.00	4.00
3XX	Non-Teaching Professionals					0.00	0.00
4XX	Classified - Instructional					6.00	6.00
5XX	Classified - School Admin					1.00	1.00
6XX	Classified - Maint, Oper & Trans					0.00	0.00
	Total FTE	0.00	0.00	0.00	0.00	12.00	12.00

ELLICOTT SCHOOL DISTRICT 22

Proposed Budget

Food Service Fund (21)

FY 2025/26

		Actuals FY 21-22	Actuals FY 22-23	Actuals FY 23-24	Budget FY 24-25	FY25 Budget v FY 26 Budget	Proposed FY 25-26
Beginning Fund Balance							
	Unspendable (Inventory)	16,138	29,090	18,543	0	50,000	50,000
	Restricted Fund Balance	(16,916)	(57,739)	72,905	0	0	0
Total Beginning Fund Balance		(778)	(28,649)	91,448	0	50,000	50,000
Revenues							
1XXX	Local Revenue	37,905	76,137	29,945	1	(1)	0
3XXX	State Revenue	4,361	8,723	148,617	573,829	0	600,000
4XXX	Federal Revenue	601,105	562,746	587,213	0	0	0
5210	Allocation from General Fund	0	0	0	49,096	0	70,000
Total Revenues		643,371	647,606	765,775	622,926	(1)	670,000
Total Resources Available		642,593	618,957	857,223	622,926	49,999	720,000
Expenditures							
011X	Salaries	177,133	0	0	127,928	26,094	154,022
02XX	Employee Benefits	71,666	0	0	60,253	13,761	74,014
03XX	Professional Services	43,345	0	0	20,000	0	20,000
04XX	Property Services	0	0	0	0	0	0
05XX	Other Services	0	0	0	0	0	0
06XX	Supplies & Materials	360,699	527,509	878,317	414,745	5,255	420,000
07XX	Equipment	18,399	0	0		0	0
08XX	Other Objects	0	0	0		0	0
09XX	Other Uses	0	0	0		0	0
Total Expenditures		671,242	527,509	878,317	622,926	45,110	668,036
	Surplus/(Deficit)	(27,871)	120,097	(112,542)	0	(45,111)	1,964
Fund Balances							
	Unspendable (Inventory)	29,090	18,543	18,543	0	50,000	50,000
	Restricted Fund Balance	(57,739)	72,905	(39,637)	0	1,964	1,964
	Total Fund Balance	(28,649)	91,448	(21,094)	0	51,964	51,964
	Total Appropriation(Ending Fund Balance + Expense)				622,926		720,000
Staff FTE:							
1XX	Administrators					1.00	1.00
2XX	Teachers (Licensed)					0.00	0.00
3XX	Non-Teaching Professionals					0.00	0.00
4XX	Classified - Instructional					0.00	0.00
5XX	Classified - School Admin					0.00	0.00
6XX	Classified - Maint, Oper & Trans					6.00	6.00
	Total FTE	0.00	0.00	0.00	0.00	7.00	7.00

ELLICOTT SCHOOL DISTRICT 22

Proposed Budget

Pupil Activity Fund (23)

FY 2025/26

		Actuals FY 21-22	Actuals FY 22-23	Actuals FY 23-24	Budget FY 24-25	FY25 Budget v FY 26 Budget	Proposed FY 25-26
Beginning Fund Balance							
	Fund Balance	161,141	178,092	209,258	0	200,000	200,000
Total Beginning Fund Balance		161,141	178,092	209,258	0	200,000	200,000
Revenues							
1XXX	Local Revenue	119,697	270,109	128,015	0	250,000	250,000
3XXX	State Revenue	0	0	0	0	0	0
4XXX	Federal Revenue	0	0	0	0	0	0
5210	Allocations from General Fund	13,548	3,388	33,086	0	0	0
Total Revenues		133,245	273,497	161,101	0	250,000	250,000
Total Resources Available		294,386	451,589	370,359	0	450,000	450,000
Expenditures							
011X	Salaries	0	0	0	0	0	0
02XX	Employee Benefits	0	0	0	0	0	0
03XX	Professional Services	0	0	0	0	0	0
04XX	Property Services	0	0	0	0	0	0
05XX	Other Services	0	0	0	0	0	0
06XX	Supplies & Materials	116,294	242,331	171,950	0	250,000	250,000
07XX	Equipment	0	0	0	0	0	0
08XX	Other Objects	0	0	0	0	0	0
09XX	Other Uses	0	0	0	0	0	0
Total Expenditures		116,294	242,331	171,950	0	250,000	250,000
	Surplus/(Deficit)	16,951	31,166	(10,849)	0	0	0
Fund Balances							
	Fund Balance	178,092	209,258	198,409	0	200,000	200,000
Ending Fund Balances		178,092	209,258	198,409	0	200,000	200,000

Total Appropriation(Ending Fund Balance + Expense)	0	450,000

ELLICOTT SCHOOL DISTRICT 22

Proposed Budget

Bond Redemption Fund (31)

FY 2025/26

		Actuals FY 21-22	Actuals FY 22-23	Actuals FY 23-24	Budget FY 24-25	FY25 Budget v FY 26 Budget	Proposed FY 25-26
Beginning Fund Balance							
	Fund Balance	849,525	851,450	845,560	0	750,000	750,000
Total Beginning Fund Balance		849,525	851,450	845,560	0	750,000	750,000
Revenues							
1110	Local Property Taxes	176,292	159,344	5,403	173,733	267	174,000
1120	Specific Ownership (if Applicable)	0	21,195	6,370	0	0	0
1140	Delinquent Taxes & Interest	0	0	0	0	0	0
1141	Abatement	0	0	0	0	0	0
1500	Interest Income	0	0	0	0	0	0
1900	Other Local	0	30,743	43,794	0	0	0
Total Revenues		176,292	211,282	55,567	173,733	267	174,000
Total Resources Available		1,025,817	1,062,732	901,127	173,733	750,267	924,000
Expenditures							
03XX	Professional Services	334	0	0	0	0	0
04XX	Property Services	0	0	0	0	0	0
05XX	Other Services	0	0	0	0	0	0
06XX	Supplies & Materials	0	0	0	0	0	0
07XX	Equipment	0	0	0	0	0	0
08XX	Other Objects	0	0	0	0	0	0
5100-0830	Debt Service/Interest	174,033	173,937	174,171	173,733	(132,733)	41,000
09XX	Other Uses	0	43,235	0	0	0	0
5100-0910	Debt Service/Principal	0	0	0	0	133,000	133,000
Total Expenditures		174,367	217,172	174,171	173,733	267	174,000
	Surplus/(Deficit)	1,925	(5,890)	(118,604)	0	0	0
Fund Balances							
	Fund Balance	851,450	845,560	726,956	0	750,000	750,000
Total Ending Fund Balance		851,450	845,560	726,956	0	750,000	750,000

Total Appropriation(Ending Fund Balance + Expense)	$173,733	$924,000

ELLICOTT SCHOOL DISTRICT 22

Proposed Budget

Capital Reserve Fund (43)

FY 2025/26

		Actuals FY 21-22	Actuals FY 22-23	Actuals FY 23-24	Budget FY 24-25	FY25 Budget v FY 26 Budget	Proposed FY 25-26
Beginning Fund Balance							
	Fund Balance	439,844	(20,145)	218,330	0	16,000	16,000
Total Beginning Fund Balance		439,844	(20,145)	218,330	0	16,000	16,000
Revenues							
1XXX	Local Revenue	318	4,261	170,500	0	5,000	5,000
3XXX	State Revenue	35,216	0	0	0	0	0
4XXX	Federal Revenue	0	0	0	0	0	0
5210	General Fund Allocation	317,513	4,571,800	5,557,000	0	0	0
Total Revenues		353,047	4,576,061	5,727,500	0	5,000	5,000
Total Resources Available		792,891	4,555,916	5,945,830	0	21,000	21,000
Expenditures		0	0	0	0	0	0
011X	Salaries	0	0	0	0	0	0
02XX	Employee Benefits	0	0	0	0	0	0
03XX	Professional Services	0	0	0	0	0	0
04XX	Property Services	0	0	0	0	0	0
05XX	Other Services	0	0	0	0	0	0
06XX	Supplies & Materials	0	0	0	0	0	0
07XX	Equipment	813,036	3,974,701	5,566,523	0	21,000	21,000
08XX	Other Objects	0	362,885	362,884	0	0	0
09XX	Other Uses	0	0	0	0	0	0
Total Expenditures		813,036	4,337,586	5,929,407	0	21,000	21,000
	Surplus/(Deficit)	(459,989)	238,475	(201,907)	0	(16,000)	(16,000)
Fund Balances							
	Fund Balance	(20,145)	218,330	16,423	0	0	0
Total Ending Fund Balance		(20,145)	218,330	16,423	0	0	0

Total Appropriation(Ending Fund Balance + Expense)	$0	$21,000

ELLICOTT SCHOOL DISTRICT 22

Proposed Budget

Debt Amortization Schedule

FY 2025/26

	GO Bond Series 2011			COP Series 2022		
Payment Date	Principal	Interest	Balance	Principal	Interest	Balance
6/1/2012		46,979.30	2,373,694.00			
12/1/2012	80,503.00	48,880.20				
6/1/2013		47,222.44	2,293,191.00			
12/1/2013	81,918.00	47,222.44				
6/1/2014		45,535.55	2,211,273.00			
12/1/2014	85,291.00	45,535.55				
6/1/2015		43,779.20	2,125,982.00			
12/1/2015	88,804.00	43,779.20				
6/1/2016		41,950.51	2,037,178.00			
12/1/2016	92,461.00	41,950.51				
6/1/2017		40,046.51	1,944,717.00			
12/1/2017	96,269.00	40,046.51				
6/1/2018		38,064.09	1,848,448.00			
12/1/2018	100,234.00	38,064.09				
6/1/2019		36,000.03	1,748,214.00			
12/1/2019	104,362.00	36,000.03				
6/1/2020		33,850.96	1,643,852.00			
12/1/2020	108,660.00	33,850.96				
6/1/2021		31,613.38	1,535,192.00			
12/1/2021	113,136.00	31,613.38				
6/1/2022		29,283.63	1,422,056.00			5,088,000.00
12/1/2022	117,795.00	29,283.63			79,576.32	
6/1/2023		26,857.94	1,304,261.00	189,689.00	93,619.20	4,898,311.00
12/1/2023	122,646.00	26,857.94			90,128.92	
6/1/2024		24,332.36	1,181,615.00	182,626.00	90,128.92	4,715,685.00
12/1/2024	127,698.00	24,332.36			86,768.60	
6/1/2025		21,702.74	1,053,917.00	189,347.00	86,768.60	4,526,338.00
12/1/2025	132,957.00	21,702.74			83,284.62	
6/1/2026		18,964.83	920,960.00	196,315.00	83,284.62	4,330,023.00
12/1/2026	138,433.00	18,964.83			79,672.42	
6/1/2027		16,114.16	782,527.00	203,539.00	79,672.42	4,126,484.00
12/1/2027	144,134.00	16,114.16			75,927.31	
6/1/2028		13,146.08	638,393.00	211,029.00	75,927.31	3,915,455.00
12/1/2028	150,070.00	13,146.08			72,044.37	
6/1/2029		10,055.77	488,323.00	218,795.00	72,044.37	3,696,660.00
12/1/2029	156,251.00	10,055.77			68,018.54	
6/1/2030		6,838.18	332,072.00	226,847.00	68,018.54	3,469,813.00
12/1/2030	162,686.00	6,838.18			63,844.56	
6/1/2031		3,488.07	169,386.00	235,195.00	63,844.56	3,234,618.00
12/1/2031	169,386.00	3,488.07	0.00		59,516.97	
6/1/2032				243,850.00	59,516.97	2,990,768.00
12/1/2032					55,030.13	
6/1/2033				252,824.00	55,030.13	2,737,944.00
12/1/2033					50,378.17	
6/1/2034				262,128.00	50,378.17	2,475,816.00
12/1/2034					45,555.01	
6/1/2035				271,774.00	45,555.01	2,204,042.00
12/1/2035					40,554.37	
6/1/2036				281,775.00	40,554.37	1,922,267.00
12/1/2036					35,369.71	
6/1/2037				292,145.00	35,369.71	1,630,122.00
12/1/2037					29,994.24	
6/1/2038				302,896.00	29,994.24	1,327,226.00
12/1/2038					24,420.96	
6/1/2039				314,042.00	24,420.96	1,013,184.00
12/1/2039					18,642.59	
6/1/2040				325,599.00	18,642.59	687,585.00
12/1/2040					12,651.56	
6/1/2041				337,581.00	12,651.56	350,004.00
12/1/2041					6,440.07	
6/1/2042				350,004.00	6,440.07	0.00
	$2,373,694.00	$1,153,552.36		$5,088,000.00	$2,169,681.76	

FY2025-26 UNIFORM BUDGET SUMMARY

District Name: Ellicott School District 22 **District Code: 1050** **Proposed Budget** **Adopted: June 30, 2025** **Budgeted Pupil Count: 915.0**	**Object Source**	**10 General Fund**	**19 Preschool**	**21 Food Service**	**23 Pupil Activity**	**31 Bond Redemption**	**43 Capital Reserve Capital Projects**	**TOTAL**
Beginning Fund Balance (Includes All Reserves)		-	400,000	50,000	200,000	750,000	16,000	1,416,000
Revenues								
Local Sources	1000 - 1999	2,272,635			250,000	174,000	5,000	2,701,635
Intermediate Sources	2000 - 2999	-						-
State Sources	3000 - 3999	11,113,599	400,000	600,000				12,113,599
Federal Sources	4000 - 4999	801,570						801,570
Total Revenues		14,187,804	400,000	600,000	250,000	174,000	5,000	15,616,804
Total Beginning Fund Balance and Reserves		14,187,804	800,000	650,000	450,000	924,000	21,000	17,032,804
Total Allocations To/From Other Funds	5600,5700, 5800		225,000					225,000
Transfers To/From Other Funds	5200 - 5300	(295,000)	-	70,000	-		-	(225,000)
Other Sources	5100,5400, 5500,5900, 5990, 5991							-
Available Beginning Fund Balance & Revenues (Plus Or Minus (If Revenue) Allocations And Transfers)		13,892,804	1,025,000	720,000	450,000	924,000	21,000	17,032,804
Expenditures- Teachers/Aides/Subs Instruction - Program 0010 to 2099								
Salaries	0100	4,616,773	477,663		-			5,094,437
Employee Benefits, including object 0280	0200	1,652,414	155,730		-			1,808,144
Purchased Services	0300,0400, 0500	736,467	6,000		-			742,467
Supplies and Materials	0600	346,500	7,000		250,000			603,500
Property	0700	1,500	-		-			1,500
Other	0800, 0900	-	-		-			-
Total Instruction		7,353,654	646,393	-	250,000	-	-	8,250,047
Supporting Services- CSNLR Students - Program 2100								
Salaries	0100	233,682						233,682
Employee Benefits, including object 0280	0200	53,499						53,499
Purchased Services	0300,0400, 0500	-						-
Supplies and Materials	0600	1,000						1,000
Property	0700	-						-
Other	0800, 0900	-						-
Total Students		288,181	-	-	-	-	-	288,181
Instructional Staff - Program 2200-Library								
Salaries	0100	85,842						85,842
Employee Benefits, including object 0280	0200	20,730						20,730
Purchased Services	0300,0400, 0500	343,500						343,500
Supplies and Materials	0600	8,000						8,000
Property	0700	-						-
Other	0800, 0900	-						-
Total Instructional Staff		458,072	-	-	-	-	-	458,072
General Administration - Program 2300, including Program 2303 and 2304 DO/Tech								
Salaries	0100	130,000						130,000
Employee Benefits, including object 0280	0200	37,469						37,469
Purchased Services	0300,0400, 0500	285,000						285,000
Supplies and Materials	0600	2,500						2,500
Property	0700	-						-
Other	0800, 0900	352,399						352,399
Total General Administration		807,368	-	-	-	-	-	807,368
School Administration - Program 2400 Bldg Admin/Sec								
Salaries	0100	642,883						642,883
Employee Benefits, including object 0280	0200	233,418						233,418
Purchased Services	0300,0400, 0500	5,500						5,500
Supplies and Materials	0600	270,226						270,226
Property	0700	-						-
Other	0800, 0900	-						-
Total School Administration		1,152,026	-	-	-	-	-	1,152,026
Business Services - Program 2500, including Program 2501								
Salaries	0100	115,374						115,374
Employee Benefits, including object 0280	0200	41,891						41,891
Purchased Services	0300,0400, 0500	52,000						52,000
Supplies and Materials	0600	20,000						20,000
Property	0700	-						-
Other	0800, 0900	12,000						12,000
Total Business Services		241,265	-	-	-	-	-	241,265
Operations and Maintenance - Program 2600								
Salaries	0100	469,057						469,057

District Name: Ellicott School District 22 District Code: 1050 Proposed Budget Adopted: June 30, 2025 Budgeted Pupil Count: 915.0	Object Source	10 General Fund	19 Preschool	21 Food Service	23 Pupil Activity	31 Bond Redemption	43 Capital Reserve Capital Projects	TOTAL
Employee Benefits, including object 0280	0200	138,236						138,236
Purchased Services	0300,0400, 0500	500,000						500,000
Supplies and Materials	0600	570,000						570,000
Property	0700	80,000						80,000
Other	0800, 0900	-						-
Total Operations and Maintenance		1,757,293	-	-	-	-	-	1,757,293
Student Transportation - Program 2700								
Salaries	0100	351,382						351,382
Employee Benefits, including object 0280	0200	135,380						135,380
Purchased Services	0300,0400, 0500	56,162						56,162
Supplies and Materials	0600	200,000						200,000
Property	0700	-						-
Other	0800, 0900	-						-
Total Student Transportation		742,923	-	-	-	-	-	742,923
Central Support - Program 2800, including Program 2801								
Salaries	0100	285,685						285,685
Employee Benefits, including object 0280	0200	96,335						96,335
Purchased Services	0300,0400, 0500	120,000						120,000
Supplies and Materials	0600	95,000						95,000
Property	0700	125,000						125,000
Other	0800, 0900	-						-
Total Central Support		722,021	-	-	-	-	-	722,021
Food Service Operations - Program 3100								
Salaries	0100			154,022				154,022
Employee Benefits, including object 0280	0200			74,014				74,014
Purchased Services	0300,0400, 0500			20,000				20,000
Supplies and Materials	0600			420,000				420,000
Property	0700	-		-				-
Other	0800, 0900			-				-
Total Food Service Operations		-	-	668,036	-	-	-	668,036
Total Supporting Services		6,169,150	-	668,036	-	-	-	6,837,186
Property - Program 4000								
Salaries	0100	-					-	-
Employee Benefits, including object 0280	0200	-					-	-
Purchased Services	0300,0400, 0500	-					-	-
Supplies and Materials	0600	-					-	-
Property	0700	-					21,000	21,000
Other	0800, 0900	370,000					-	370,000
Total Property		370,000	-	-	-	-	21,000	391,000
Salaries	0100	-						-
Employee Benefits, including object 0280	0200	-						-
Purchased Services	0300,0400, 0500	-				-		-
Supplies and Materials	0600	-				-		-
Property	0700	-				-		-
Other	0800, 0900	-				174,000		174,000
Total Other Uses		-	-	-	-	174,000	-	174,000
Total Expenditures		13,892,804	646,393	668,036	250,000	174,000	21,000	15,652,233
APPROPRIATED RESERVES (ANTICIPATED ENDING FUNDING BALANCE)								
Other Reserved Fund Balance (9900)	**0840**		378,607		200,000		-	578,607
Other Restricted Reserves (932X)	**0840**		-	1,964		750,000		751,964
Reserved Fund Balance (9100)	**0840**			50,000				50,000
District Emergency Reserve (9315)	**0840**							-
Reserve for TABOR 3% (9321)	**0840**							-
Reserve for TABOR - Multi-Year Obligations (9322)	**0840**							-
Total Reserves (Anticipated Ending Fund Balance)		-	378,607	51,964	200,000	750,000	-	1,380,571
Total Expenditures and Reserves		13,892,804	1,025,000	720,000	450,000	924,000	21,000	17,032,804
BUDGETED ENDING FUND BALANCE								
Non-spendable fund balance (9900)	**6710**							
Restricted fund balance (9900)	**6720**							
TABOR 3% emergency reserve (9321)	**6721**							
TABOR multi year obligations (9322)	**6722**							
District emergency reserve (letter of credit or real	**6723**							
Colorado Preschool Program (CPP) (9324)	**6724**							
Risk-related / restricted capital reserve (9326)	**6726**							
BEST capital renewal reserve (9327)	**6727**							
Total program reserve (9328)	**6728**							
Committed fund balance (9900)	**6750**							
Committed fund balance (15% limit) (9200)	**6750**							

FY2025-26 UNIFORM BUDGET SUMMARY

District Name: Ellicott School District 22 **District Code: 1050** **Proposed Budget** **Adopted: June 30, 2025** **Budgeted Pupil Count: 915.0**	**Object Source**	**10 General Fund**	**19 Preschool**	**21 Food Service**	**23 Pupil Activity**	**31 Bond Redemption**	**43 Capital Reserve Capital Projects**	**TOTAL**
Assigned fund balance (9900)	**6760**							
Unassigned fund balance (9900)	**6770**							
Net investment in capital assets (9900)	**6790**							
Restricted net position (9900)	**6791**							
Unrestricted net position (9900)	**6792**							
Total Ending Fund Balance								
Total Available Beginning Fund Balance & Revenues Less Total Expenditures & Reserves Less Ending Fund Balance (Shall Equal Zero (0))		0	-	-	-	-	-	0
Use of a portion of beginning fund balance resolution required?		No	**Yes**	No	No	No	**Yes**	**Yes**