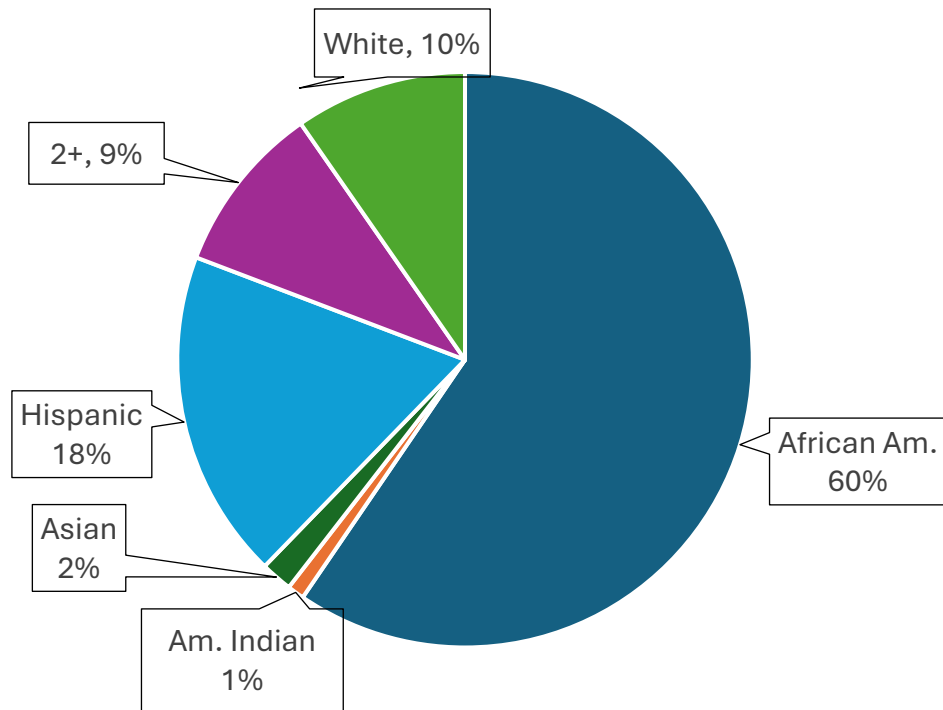
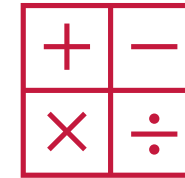


John Hanson Middle School




734
Enrollment



48%
Math Student Growth



92.3%
Attendance Rate



22.3%
English Language Arts Student Growth



N/A
Graduation Rate



5%
English Learners Making Progress Towards Learning English

Students by the Numbers		Current partners engaged with the community...
26	ADA 504	25 Partners and Growing <ul style="list-style-type: none"> Upward Thrives Shlagel Farm Aetna Zeta Phi Beta Sorority Sheriff's Department
408	FARMs	
127	Multilingual Learners	
92	Students with Disabilities	
84	Talented and Gifted Students	