



# INTRO TO VOLUNTEERING

2025-2026



**3**  
**AWESOME**  
**REASONS** *to be a*  
SCHOOL PARENT GROUP  
**VOLUNTEER**



# VOLUNTEER OPPORTUNITIES

**CLASSROOM**



**PARKING LOT**



**CROSSING GUARD**

**SCHOOL SITE  
COUNCIL  
(SSC)**



**ZOOM**



**PTA**



**AT HOME**

# CLASSROOM OPPORTUNITIES

- *READING GROUPS OR 1-ON-1*
- *MATH ART PROJECTS SCIENCE*
- *EXPERIMENTS PAPER WORK*
- *COPYING FILING MAKING HOMEWORK  
PACKETS*



**HELP STUDENTS  
AND SUPPORT  
TEACHERS**



# PARKING LOT / CROSSWALK

*Morning and  
afternoon crosswalk  
and parking lot  
~~positions available.~~*

*Contact Front Office if  
interested.*



# PTA OPPORTUNITIES

## *EXECUTIVE BOARD*

- *PRESIDENT*                      *VP*
- *PROGRAMS*                      *VP*
- *WAYS & MEANS* *VP*
- *MEMBERSHIP*
- *TREASURER*
- *SECRETARY*
- *AUDITOR HISTORIAN*
- 

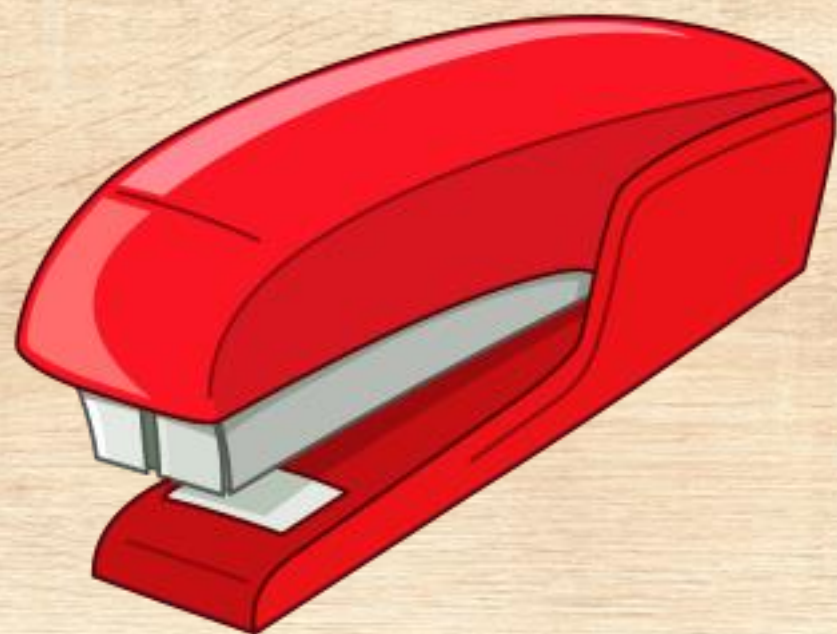
# JOIN US

## *CHAIRPERSON POSITIONS:*


- *BIRTHDAY BOOK CLUB*
- *RESTAURANT NIGHT*
- *CARNIVAL ROOM*
- *PARENT*



# HOME OPPORTUNITIES



**CONTACT YOUR CHILD'S TEACHER**





# **WSD POLICIES & PROCEDURES**

*ALL VOLUNTEERS ARE REQUIRED TO SIGN A  
VOLUNTEER AGREEMENT **PRIOR** TO THEIR  
VOLUNTEER SERVICE.*

WSD Board Policy 1240 & California Education Code 35021

# DO'S AND DONT'S ON BEING A SUCCESSFUL VOLUNTEER

## DO . . .

- *SCHEDULE YOUR VISIT. **TEACHER APPROVAL IS REQUIRED.** BE ON TIME SIGN IN & OUT*
- *THROUGH THE FRONT OFFICE USING RAPTOR*
- *SYSTEM WEAR YOUR VISITOR STICKER AT ALL TIMES WHILE ON CAMPUS DRESS*
- *APPROPRIATELY SHOW STRICT CONFIDENTIALITY REGARDING STUDENTS & SCHOOL PERSONNEL*
- 

## PLEASE, DO NOT . . .

- *BE ALONE WITH STUDENTS BE ALONE IN THE CLASSROOM WITHOUT THE TEACHER*
- *PHOTOGRAPH STUDENTS OR STAFF VISIT OR INTERRUPT THE TEACHER USE STUDENT RESTROOMS SMOKE, VAPE (NO TOBACCO PRODUCTS ON CAMPUS)*
-

# DO'S AND DONT'S CONT.

## DO . . .

- *PUT YOUR CELL PHONE ON VIBRATE OR TURN IT OFF WATCH YOUR BEHAVIOR AND LANGUAGE - "LITTLE EYES AND EARS" ARE ALWAYS WATCHING AND LISTENING USE ADULT RESTROOMS IN THE FRONT OFFICE*
- *OR MPR VOLUNTEER TO HELP **ALL** STUDENTS (NOT JUST YOUR OWN CHILD)*

## PLEASE, DO NOT . . .

- *TAKE CALLS ON YOUR PHONE IN THE CLASSROOM OR OUTSIDE HALLWAYS*
- *BRING YOUNGER SIBLINGS DISCIPLINE*
- *- THIS IS THE JOB OF THE TEACHER*


# RECESS & LUNCHTIME RECESS

## **DO NOT:**

- *ENTER OR USE A STUDENT RESTROOM AT ANY TIME*
- *DO NOT VISIT THE PLAYGROUND OR LUNCH TABLES*



# CHAPERONING ON A *field trip*



- *YOU MUST BE APPROVED BY THE TEACHER YOU MUST RIDE ON THE*
- *BUS WITH THE CLASS (UNLESS ARRANGEMENTS ARE MADE IN ADVANCE WITH THE TEACHER) THE PURCHASING OF TREATS OR GIFTS IS*
- *NOT ALLOWED NO*
- *SIBLINGS/YOUNGER CHILDREN*
- *ALLOWED DO NOT TAKE PHOTOS OF STUDENTS OR STAFF*
-

# CONFIDENTIALITY

**FRONT OFFICE  
HEALTH OFFICE**

**CONFIDENTIAL**

**STAFF LOUNGE**

- *RESPECT STUDENT PRIVACY PLEASE DO*
- ***NOT** ASK A STUDENT*

"Why are you here?"

- *RESPECT STAFF PRIVACY*
- *DO NOT MAKE COPIES OR BE IN THE LOUNGE DURING RECESS OR LUNCH NO*
- *STUDENTS/CHILDREN ALLOWED*

# SOCIAL MEDIA



**DO NOT TAKE PHOTOS OF STUDENTS OR STAFF ON CAMPUS OR DURING FIELD TRIPS**

# EMERGENCY PROCEDURES

## FIRE / DRILL



*If you hear short, steady*



**EVACUATE** immediately.



**CLOSE** classroom door.



**FOLLOW** evacuation procedures that the teacher provides.

## EARTHQUAKE



*If you feel an earthquake:*



**DUCK & COVER** until shaking stops.



**EVACUATE** as soon as it is safe to do so.  
Leave classroom door open.



**FOLLOW** evacuation procedures that the teacher provides.

# EMERGENCY PROCEDURES

## LOCKDOWN

If you hear "*LOCKDOWN, LOCKDOWN, LOCKDOWN*" over the PA system:

- 👉 **RUN** Move away from the danger.
- 👉 **HIDE** Find a secure location to hide.
- 👉 **FIGHT** Fight if you are facing imminent injury or death from the attacker.

## SHELTER IN PLACE

If you hear "*SHELTER IN PLACE, SHELTER IN PLACE, SHELTER IN PLACE*" over the PA system:

- If you are inside, stay inside Close
- and lock door Check with teacher
- for instructions Ignore
- recess/lunch bells Students are
- NOT allowed to leave Wait for "all
- clear" signal

# HOW DO I SIGN UP?

1. *Visit the Front Office Sign a WSD*
2. *Volunteer Agreement Submit a*
3. *negative TB test.*

Once documents are submitted and approved by the principal, you will be notified by your child's teacher.



# CONCERNS



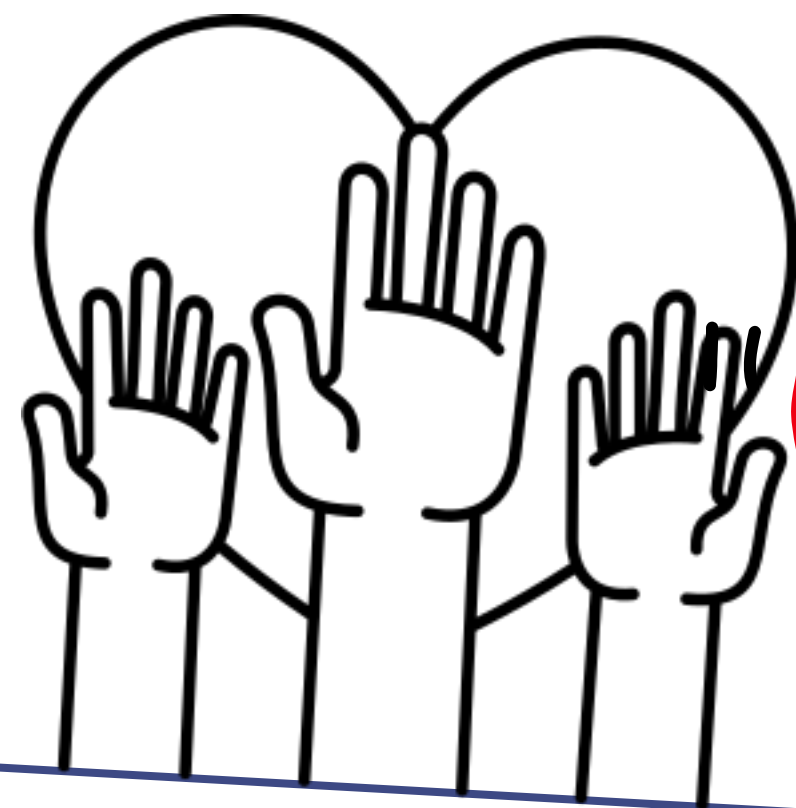
**CONCERNS REGARDING SAFETY  
OR VOLUNTEERING SHOULD BE  
BE BROUGHT TO PRINCIPAL  
TARDIF.**



[atardif@wsdk8.us](mailto:atardif@wsdk8.us)




THERE IS NO "I" IN  
TEAM, BUT WE SURE  
ARE GLAD THERE IS A



"U" IN OUR VOLUNTEERS

# FINAL THOUGHTS



**THANK YOU FOR ATTENDING!**

